

PRODUCT INFORMATION PACKET

Model No: TPR3R18TFC182T

Catalog No: TPR3R18TFC182T

TPR3R18TFC182T..3/2HP..1725RPM.182T.TEFC.208-230/460//190/380.3PH.60/50HZ.CONT.40C.1.15SF.RIGID.....

.....

Regal and are trademarks of Regal Rexnord Corporation or one of its affiliated companies.

©2022 Regal Rexnord Corporation, All Rights Reserved. MC017097E



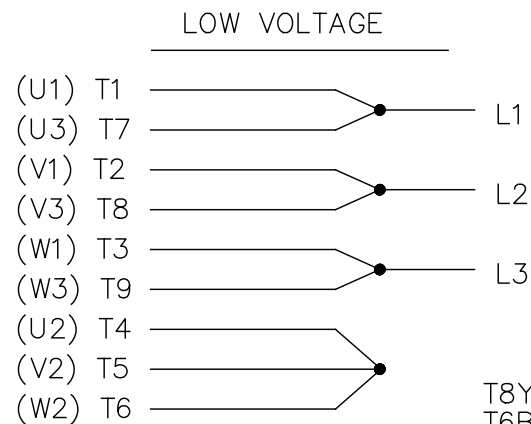
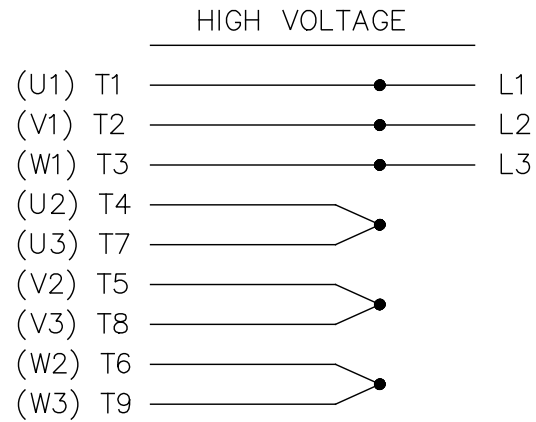
Nameplate Specifications

Output HP	3 Hp	Output KW	2.2 kW
Frequency	60 Hz	Voltage	230/460 V
Current	7.8/3.9 A	Speed	1760 rpm
Service Factor	1.15	Phase	3
Efficiency	89.5 %	Power Factor	80.5
Duty	Continuous	Insulation Class	F
Design Code	B	KVA Code	K
Frame	182T	Enclosure	Totally Enclosed Fan Cooled
Thermal Protection	No Protection	Ambient Temperature	40 °C
Drive End Bearing Size	6206	Opp Drive End Bearing Size	6205
UL	Recognized	CSA	Y
CE	Y	IP Code	43
Number of Speeds	1		

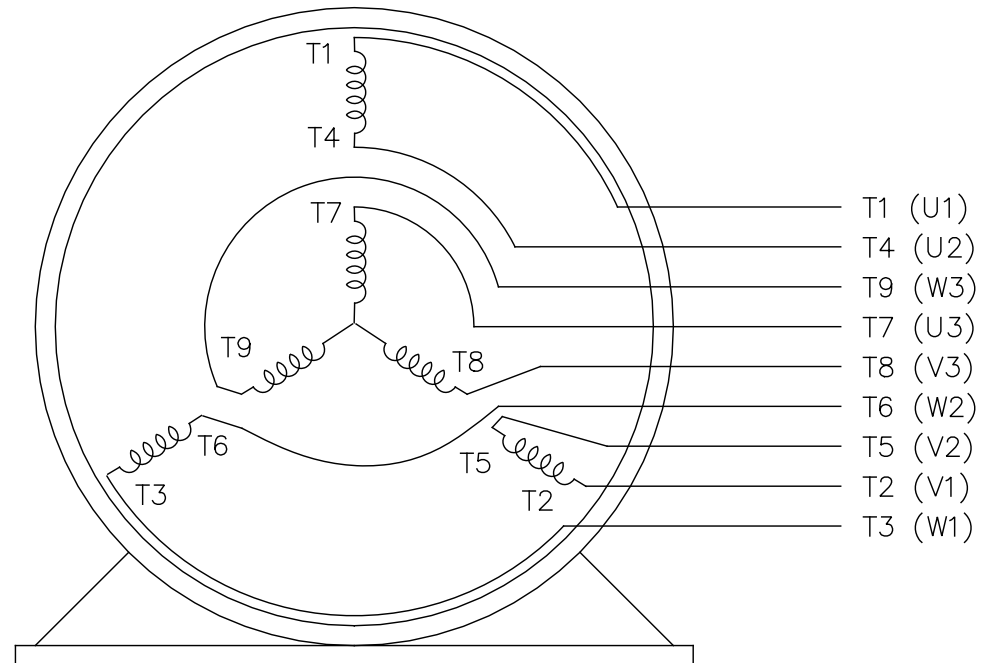
Technical Specifications

Electrical Type	Squirrel Cage Inverter Rated	Starting Method	Line Or Inverter
Poles	4	Rotation	Reversible
Resistance Main	6.08 Ohms	Mounting	Rigid Base
Motor Orientation	Horizontal	Drive End Bearing	Ball
Opp Drive End Bearing	Ball	Frame Material	Rolled Steel
Shaft Type	T	Shaft Diameter	1.125 in
Assembly/Box Mounting	F1/F2 CAPABLE	Inverter Load	CONSTANT 4:1
Outline Drawing	036285-900	Connection Drawing	EE7308TP

This is an uncontrolled document once printed or downloaded and is subject to change without notice. Date Created:11/10/2022



THREE PHASE DUAL VOLTAGE MOTOR



REF.
WINDING DIAGRAM

T8Y, T2Y, T2BL, T4BX, T2EC, T2G
T6BZ, T2B, T6BL, T4AV, T6B, T4B

VIEW OF TERMINAL END

OPTIONAL CORD CONNECTION

L1 — WHITE —
L2 — RED —
L3 — BLACK —

DRAWING REVISION	REVISION BY	DATE	TOLERANCES UNLESS OTHERWISE SPECIFIED	DRAWN BY:			
ECO	APPROVED BY	DATE	DEC. mm INCH ANGLE	AS			
ECO DESCRIPTION			.X ±2.5 ±0.11 ±0.5°	DATE:	DESCRIPTION		
NEW DRAWING			.XX ±0.51 ±0.021	02/20/2017			
COPYRIGHT KAMAN INDUSTRIAL TECHNOLOGIES INC. VENDOR IDENTIFICATION TNP ALL RIGHTS RESERVED. PROPRIETARY AND CONFIDENTIAL INFORMATION - THIS DOCUMENT IS THE PROPERTY OF VENDOR IDENTIFICATION TNP ("OWNER") AND CONTAINS OWNER'S PROPRIETARY INFORMATION. ANY PERSON, CORPORATION OR OTHER FIRM RECEIVING IT IS DEEMED, BY RECEIVING IT, TO AGREE THAT IT, AND/OR ANY PART OF IT, SHALL NOT BE DISCLOSED TO ANY PERSON, CORPORATION OR OTHER ENTITY, DUPLICATED, AND/OR USED, EXCEPT AS EXPRESSLY APPROVED IN WRITING IN ADVANCE BY OWNER. THIS DOCUMENT SHALL BE RETURNED TO OWNER UPON REQUEST. IT MAY BE SUBJECT TO CERTAIN RESTRICTIONS UNDER APPLICABLE EXPORT CONTROL LAWS AND REGULATIONS.			.XXX ±0.127 ±0.0051	APPROVED BY:	CONNECTION DIAGRA		
			.XXXX ±0.0127 ±0.00051	ST			
			REMOVE BURRS & BREAK SHARP	DATE:	3 PHASE - UAL VOLTAGE		
			EDGES .08/.38 [.003/.015]X 45°	02/20/2017			
			CORNER FILLETS R.51 [.02]	REFERENCE	MATERIAL		PROCESS/FINISH
			MACHINED SURFACES	EE7308			
			INCH 125 mm 3.2	THIRD ANGLE	SIZE DWG NO	EE7308TP	
			INCH SHOWN IN [BRACKETS]	PROJECTION	A		
						SHEET	
						1	

EC Declaration of Conformity

The undersigned representing
the manufacturer:

Regal Beloit America
100 East Randolph St.
Wausau, WI 54401

and the authorized representative
established within the Community:

Marathon Electric UK
6F Thistleton Road Ind. Estate
Market Overton
Oakham, Rutland LE15 7PP UK

are committed to providing customers with products that comply with applicable regulations and international protocols to which they are subject, including the requirements of the European Parliament Directive on the Harmonization of the laws relating to electrical equipment designed for use within certain voltage limits (2014/35/EU).

Regal Beloit America declares that the following product(s), to which this declaration relates, are in conformity with the relevant sections of the EC standards listed below.

This statement supersedes any statements previously issued pertaining to the product(s) listed below and is subject to change without notice.

Model No : TPR3R18TFC182T

(Model No. may contain prefix and/or suffix characters)

Catalog No : TPR3R18TFC182T

Rework No : N/A

Directives :

Low Voltage Directive 2014/35/EU

Harmonized Standards Used :

EN 60034-1: 2010 (IEC 60034-1: 2010)

EN 60034-5: 2001/A1:2007 (IEC 60034-5: 2000/A1:2006)

Authorized Representative:



Michael A. Logsdon
Vice President, Technology

Authorized Representative in the Community:



Julian Clark
Marketing Engineer

Created on 09/01/2022

CE 22