

# PRODUCT INFORMATION PACKET

**marathon®**  
Motors

Model No: TCT0043A1141GAA001

Catalog No: TCT0043A1141GAA001

IE3, 4kW, DUST IGNITION PROOF MOTORS, 3 phase, 6 Pole, 400V, 973RPM, 50Hz, 86.8%, 132M Frame, TEFC



Regal and Marathon are trademarks of Regal Rexnord Corporation or one of its affiliated companies.

©2022 Regal Rexnord Corporation, All Rights Reserved. MC017097E

**RegalRexnord**

### Nameplate Specifications

Output HP	5.50 Hp	Output KW	4.0 kW
Frequency	50 Hz	Voltage	400 V
Current	9.0 A	Speed	973 rpm
Service Factor	1	Phase	3
Efficiency	86.8 %	Power Factor	0.74
Duty	S1	Insulation Class	F
Frame	132M	Enclosure	Totally Enclosed Fan Cooled
Thermal Protection	No Protection	Ambient Temperature	40 °C
Drive End Bearing Size	6308	Opp Drive End Bearing Size	6208
UL	No	CSA	No
CE	Yes	IP Code	66
Number of Speeds	1	Efficiency Class	IE3

### Technical Specifications

Electrical Type	Squirrel Cage	Starting Method	Direct On Line
Poles	6	Rotation	Bi-Directional
Mounting	V1	Motor Orientation	Shaftdown
Drive End Bearing	2z-C3	Opp Drive End Bearing	2z-C3
Frame Material	Cast Iron	Shaft Type	Keyed
Overall Length	567 mm	Frame Length	240 mm
Shaft Diameter	38 mm	Shaft Extension	80 mm
Assembly/Box Mounting	Top		
Connection Drawing	8442000085	Outline Drawing	0213200595

This is an uncontrolled document once printed or downloaded and is subject to change without notice. Date Created:12/02/2022



RIGHTS RESERVED. Uncontrolled Copy

### ECO DESCRIPTION

## GEOMETRIC TOLERANCE

LINEAR DIM	>0~6	±0.1
	>6~30	±0.2
	>30~120	±0.3



1. PRESSURE-SENSITIVE ADHESIVE COATED PAPER ON THE BACK OF SELF-ADHESIVE.
2. AT THE END OF YELLOW, WORDS, SYMBOLS, LETTERS ARE BLACK, BORDER IS BLACK.
3. THE TOLERANCE OF THE LINEAR SIZE OF THE TOLERANCE WITHOUT THE TOLERANCE BY THE TABLE.

8WD.442.2017

	DRAWN BY SN		 <b>Regal</b> Beloit America, Inc.	
	DATE 16/12/2016			
	APPROVED BY SBD		DESCRIPTION <b>CONN DIAGRAM-NAMEPLATE</b>	
	DATE 16/12/2016			
	REFERENCE		MATERIAL	PROCESS/FINISH
	THIRD ANGLE PROJECTION 	SIZE <b>A</b>	DRAWING NUMBER <b>8442000085</b>	SHEET 1 OF 1

Model No. TCT0043A1141GAA001

U (V)	Δ / Y Conn	f [Hz]	P [kW]	P [hp]	I [A]	n [RPM]	T [Nm]	IE Class	% EFF at __ load				PF at __ load			I <sub>A</sub> /I <sub>N</sub> [pu]	T <sub>A</sub> /T <sub>N</sub> [pu]	T <sub>K</sub> /T <sub>N</sub> [pu]
									5/4FL	FL	3/4FL	1/2FL	FL	3/4FL	1/2FL			
400	Δ	50	4	5.5	9.0	973	40.34	IE3	-	86.8	86.8	85.9	0.74	0.65	0.5	5.6	2.1	2.6

Motor type	TCT	Degree of protection	IP 66
Enclosure	TEFC	Mounting type	IM V1
Frame Material	Cast Iron	Cooling method	IC 411
Frame size	132M	Motor weight - approx.	77 kg
Duty	S1	Gross weight - approx.	80 kg
Voltage variation *	± 10%	Motor inertia	0.0494 kgm <sup>2</sup>
Frequency variation *	± 5%	Load inertia	Customer to Provide
Combined variation *	10%	Vibration level	1.6 mm/s
Design	N	Noise level ( 1meter distance from motor)	59 dB(A)
Service factor	1.0	No. of starts hot/cold/Equally spread	2/3/4
Insulation class	F	Starting method	DOL
Ambient temperature	-20 to +40 °C	Type of coupling	Direct
Temperature rise (by resistance)	80 [ Class B ] K	LR withstand time (hot/cold)	15/30 s
Altitude above sea level	1000 meter	Direction of rotation	Bi-directional
Hazardous area classification	Ex tb	Standard rotation	Clockwise form DE
Zone classification	Zone 21	Paint shade	RAL 5014
Gas group	Group III	Accessories	
Temperature class	T135	Accessory - 1	PTC 150°C
Rotor type	Aluminum Die cast	Accessory - 2	-
Bearing type	Anti-friction ball	Accessory - 3	-
DE / NDE bearing	6308-2Z / 6208-2Z	Terminal box position	TOP
Lubrication method	Greased for life	Maximum cable size/conduit size	1R x 3C x 16mm <sup>2</sup> /2 x M25 x 1.5
Type of grease	NA	Auxiliary terminal box	NA

I<sub>A</sub>/I<sub>N</sub> - Locked Rotor Current / Rated Current

T<sub>K</sub>/T<sub>N</sub> - Breakdown Torque / Rated Torque

T<sub>A</sub>/T<sub>N</sub> - Locked Rotor Torque / Rated Torque

#### NOTE

ATEX/IEC Ex certified as per IEC/EN 60079-0; IEC/EN 60079-31

All performance values at rated voltage and frequency.

All performance parameters are subjected to standard tolerance as per IEC 60034-1

\* Voltage, Frequency and combine variation are as per IEC60034-1

Technical data are subject to change. There may be discrepancies between calculated and name plate values.

Efficiency	Europe	China	India	Aus/Nz	Brazil	Global IEC
Standards	-	GB 18613-2012 Grade 2	-	-	-	IEC: 60034-30

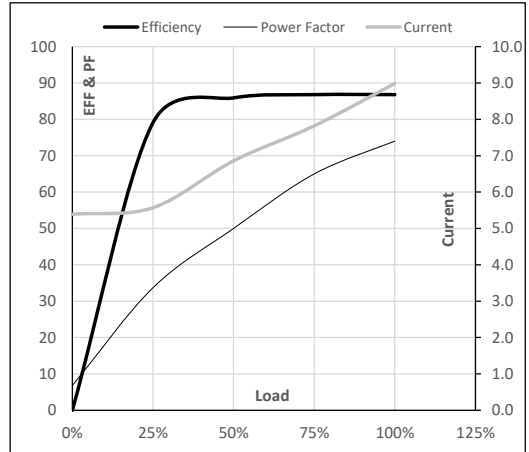
**Model No.** TCT0043A1141GAA001

Enclosure	U (V)	Δ / Y Conn	f [Hz]	P [kW]	P [hp]	I [A]	n [RPM]	T [kgm]	T [Nm]	IE Class	Amb [°C]	Duty	Elevation [m]	Inertia [kg-m <sup>2</sup> ]	Weight [kg]
TEFC	400	Δ	50	4	5.5	9.0	973	4.11	40.34	IE3	40	S1	1000	0.0494	77

**Motor Load Data**

Load Point		NL	1/4FL	1/2FL	3/4FL	FL	5/4FL
Current	A	5.4	5.6	6.9	7.8	9.0	
Torque	Nm	0.0	9.9	19.9	30.0	40.3	
Speed	r/min	1000	994	987	980	973	
Efficiency	%	0.0	79.1	85.9	86.8	86.8	
Power Factor	%	6.8	33.7	50.0	65.0	74.0	

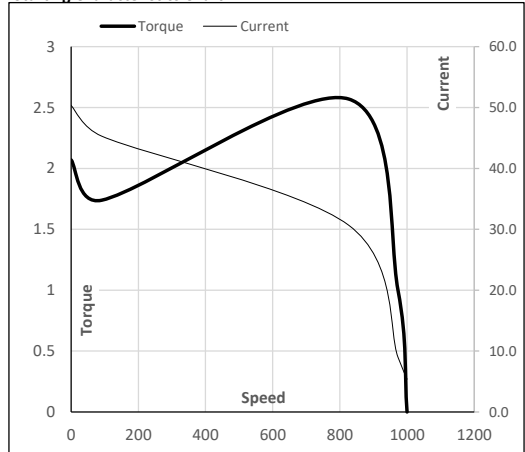
**Performance vs Load Chart**



**Motor Speed Torque Data**

Load Point		LR	P-Up	BD	Rated	NL
Speed	r/min	0	91	826	973	1000
Current	A	50.3	45.3	30.7	9.0	5.4
Torque	pu	2.1	1.7	2.6	1	0

**Starting Characteristics Chart**



**NOTE** Refer data sheet for applicable standard and tolerances on performance parameters

Issued By  
Issued Date

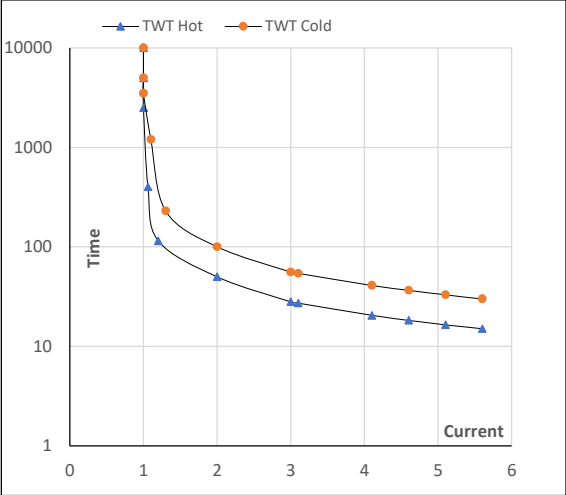
Model No. TCT0043A1141GAA001

Enclosure	U (V)	Δ / Y Conn	f [Hz]	P [kW]	P [hp]	I [A]	n [rpm]	T [kgm]	T [Nm]	IE Class	Amb [°C]	Duty	Elevation [m]	Inertia [kg·m <sup>2</sup> ]	Weight [kg]
TEFC	400	Δ	50	4	5.5	9.0	973	4.11	40.34	IE3	40	S1	1000	0.0494	77

Motor Speed Torque Data

Load		FL	$I_1$	$I_2$	$I_3$	$I_4$	$I_5$	LR
TWT Hot	s	10000	50	28	25	17	16	15
TWT Cold	s	10000	100	56	50	35	32	30
Current	pu	1	2	3	4	5	5.5	5.6

Thermal Characteristics Chart



NOTE Refer data sheet for applicable standard and tolerances on performance parameters

Issued By  
Issued Date

