

PRODUCT INFORMATION PACKET

marathon®
Motors

Model No: TCNP752A1133GAC010

Catalog No: TCNP752A1133GAC010

TerraMAX® Cast Iron Motor, 1 HP, 3 Ph, 50 Hz, 400 V, 1500 RPM, 80M Frame, TEFC



Regal and Marathon are trademarks of Regal Rexnord Corporation or one of its affiliated companies.

©2022 Regal Rexnord Corporation, All Rights Reserved. MC017097E

RegalRexnord

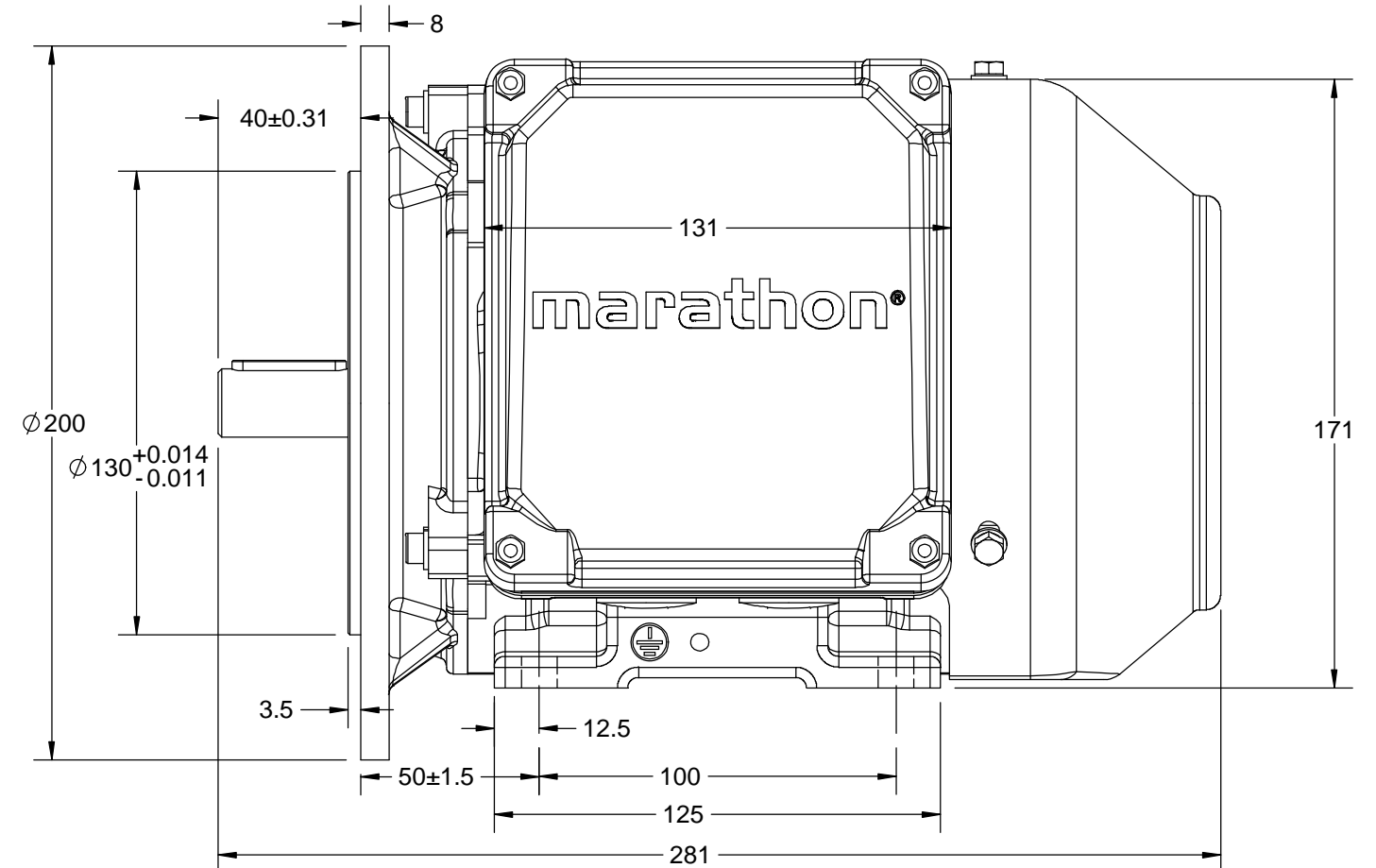
Nameplate Specifications

Output HP	1 Hp	Output KW	0.75 kW
Frequency	50 Hz	Voltage	400 V
Current	1.8 A	Speed	1446 rpm
Service Factor	1	Phase	3
Efficiency	82.5 %	Power Factor	0.75
Duty	S1	Insulation Class	F
Frame	80M	Enclosure	Totally Enclosed Fan Cooled
Thermal Protection	No Protection	Ambient Temperature	40 °C
Drive End Bearing Size	6204	Opp Drive End Bearing Size	6204
UL	No	CSA	No
CE	Yes	IP Code	55
Number of Speeds	1	Efficiency Class	IE3

Technical Specifications

Electrical Type	Squirrel Cage	Starting Method	Direct On Line
Poles	4	Rotation	Bi-Directional
Mounting	B35	Motor Orientation	Horizontal
Drive End Bearing	2z-C3	Opp Drive End Bearing	2z-C3
Frame Material	Cast Iron	Shaft Type	Keyed
Overall Length	281 mm	Frame Length	140 mm
Shaft Diameter	19 mm	Shaft Extension	40 mm
Assembly/Box Mounting	R Side		
Connection Drawing	8442000085	Outline Drawing	0208000372

This is an uncontrolled document once printed or downloaded and is subject to change without notice. Date Created:12/02/2022



COPYRIGHT REGAL BELOIT AMERICA, INC. ALL RIGHTS RESERVED. UNCONTROLLED COPY
 PROPRIETARY AND CONFIDENTIAL INFORMATION - THIS DOCUMENT IS THE PROPERTY OF
 REGAL BELOIT AMERICA, INC. ("OWNER") AND CONTAINS OWNER'S PROPRIETARY
 INFORMATION. ANY PERSON, CORPORATION OR OTHER FIRM RECEIVING IT IS DEEMED,
 BY RECEIVING IT, TO AGREE THAT IT, AND/OR ANY PART OF IT, SHALL NOT BE DISCLOSED
 TO ANY PERSON, CORPORATION OR OTHER ENTITY, DUPLICATED, AND/OR USED, EXCEPT
 AS EXPRESSLY APPROVED IN WRITING IN ADVANCE BY OWNER. THIS DOCUMENT SHALL
 BE RETURNED TO OWNER UPON REQUEST. IT MAY BE SUBJECT TO CERTAIN
 RESTRICTIONS UNDER APPLICABLE EXPORT CONTROL LAWS AND REGULATIONS.

DRAWING REVISION A	REVISION BY SN	DATE 13/01/2017
ECO ECO-0116390	APPROVED BY SBD	DATE 13/01/2017
ECO DESCRIPTION NEW DRAWING RELEASE		

GEOMETRIC TOLERANCE		
LINEAR DIM	>0~6	±0.1
	>6~30	±0.2
	>30~120	±0.3



NOTES:

1. PRESSURE-SENSITIVE ADHESIVE COATED PAPER ON THE BACK OF SELF-ADHESIVE.
2. AT THE END OF YELLOW, WORDS, SYMBOLS, LETTERS ARE BLACK, BORDER IS BLACK.
3. THE TOLERANCE OF THE LINEAR SIZE OF THE TOLERANCE WITHOUT THE TOLERANCE BY THE TABLE.

8WD.442.2017



DRAWN BY SN		 Regal Beloit America, Inc.	
DATE 16/12/2016			
APPROVED BY SBD		DESCRIPTION CONN DIAGRAM-NAMEPLATE	
DATE 16/12/2016			
REFERENCE		MATERIAL	PROCESS/FINISH
THIRD ANGLE PROJECTION 		SIZE A	DRAWING NUMBER 8442000085
			SHEET 1 OF 1

Model No. TCNP752A1133GAC010

U (V)	Δ / Y Conn	f [Hz]	P [kW]	P [hp]	I [A]	n [RPM]	T [Nm]	IE Class	% EFF at __ load				PF at __ load			I _A /I _N [pu]	T _A /T _N [pu]	T _K /T _N [pu]
400	Y	50	0.75	1.0	1.7	1446	4.92	IE3	5/4FL	FL	3/4FL	1/2FL	FL	3/4FL	1/2FL	6.6	3.0	3

Motor type	TCN	Degree of protection	IP 55
Enclosure	TEFC	Mounting type	IM B35
Frame Material	Cast Iron	Cooling method	IC 411
Frame size	80M	Motor weight - approx.	23 kg
Duty	S1	Gross weight - approx.	24 kg
Voltage variation *	± 10%	Motor inertia	0.0031 kgm ²
Frequency variation *	± 5%	Load inertia	Customer to Provide
Combined variation *	10%	Vibration level	1.6 mm/s
Design	N	Noise level (1meter distance from motor)	54 dB(A)
Service factor	1.0	No. of starts hot/cold/Equally spread	2/3/4
Insulation class	F	Starting method	DOL
Ambient temperature	-20 to +40 °C	Type of coupling	Direct
Temperature rise (by resistance)	80 [Class B] K	LR withstand time (hot/cold)	15/30 s
Altitude above sea level	1000 meter	Direction of rotation	Bi-directional
Hazardous area classification	Ex nA	Standard rotation	Clockwise form DE
Zone classification	Zone 2	Paint shade	RAL 5014
Gas group	IIC	Accessories	
Temperature class	T3	Accessory - 1	PTC 150°C
Rotor type	Aluminum Die cast	Accessory - 2	-
Bearing type	Anti-friction ball	Accessory - 3	-
DE / NDE bearing	6204-2Z / 6204-2Z	Terminal box position	RHS
Lubrication method	Greased for life	Maximum cable size/conduit size	1R x 3C x 10mm ² /2 x M20 x 1.5
Type of grease	NA	Auxiliary terminal box	NA

I_A/I_N - Locked Rotor Current / Rated Current

T_K/T_N - Breakdown Torque / Rated Torque

T_A/T_N - Locked Rotor Torque / Rated Torque

NOTE

ATEX/IEC Ex certified as per IEC/EN 60079-0; IEC/EN 60079-15

All performance values at rated voltage and frequency.

All performance parameters are subjected to standard tolerance as per IEC 60034-1

* Voltage, Frequency and combined variation are as per IEC60034-1

Technical data are subject to change. There may be slight variations between calculated values in this datasheet and the motor nameplate figures.

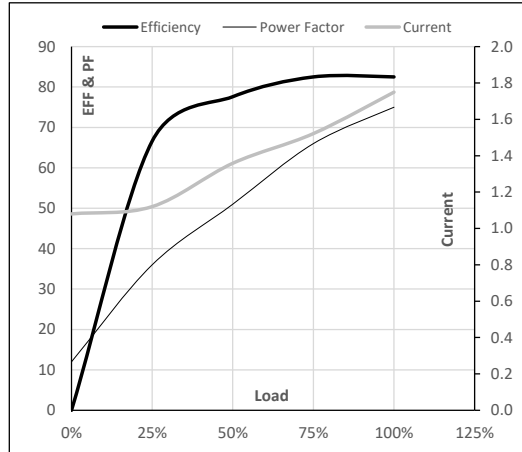
Efficiency Standards	Europe IEC:60034-30-1	China -	India -	Aus/Nz GEMS 2019	Brazil -	Global IEC IEC:60034-30-1
----------------------	--------------------------	------------	------------	---------------------	-------------	------------------------------

Model No. TCNP752A1133GAC010

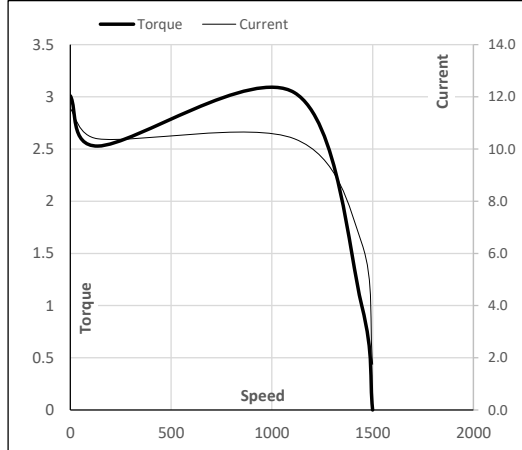
Enclosure	U (V)	Δ / Y Conn	f [Hz]	P [kW]	P [hp]	I [A]	n [RPM]	T [kgm]	T [Nm]	IE Class	Amb [°C]	Duty	Elevation [m]	Inertia [kg-m ²]	Weight [kg]
TEFC	400	Y	50	0.75	1.0	1.7	1446	0.50	4.92	IE3	40	S1	1000	0.0031	22.7

Motor Load Data

Load Point		NL	1/4FL	1/2FL	3/4FL	FL	5/4FL
Current	A	1.1	1.1	1.4	1.5	1.7	
Torque	Nm	0.0	1.2	2.4	3.7	4.9	
Speed	r/min	1500	1486	1474	1461	1446	
Efficiency	%	0.0	66.6	77.6	82.5	82.5	
Power Factor	%	12.0	36.0	51.0	66.0	75.0	

Performance vs Load Chart

Motor Speed Torque Data

Load Point		LR	P-Up	BD	Rated	NL
Speed	r/min	0	136	1112	1446	1500
Current	A	11.5	10.4	6.4	1.7	1.1
Torque	pu	3.0	2.5	3.0	1	0

Starting Characteristics Chart

NOTE Refer data sheet for applicable standard and tolerances on performance parameters

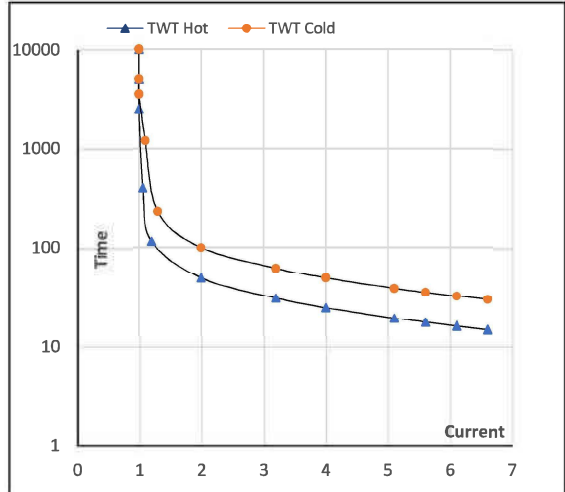
 Issued By
Issued Date


Model No. TCNP752A1133GAC010

Enclosure	U (V)	Δ / Y Conn	f [Hz]	P [kW]	P [hp]	I [A]	n [rpm]	T [kgm]	T [Nm]	IE Class	Amb [°C]	Duty	Elevation [m]	Inertia [kg-m ²]	Weight [kg]
TEFC	400	Y	50	0.75	1.0	1.7	1446	0.50	4.92	IE3	40	S1	1000	0.0031	23

Motor Speed Torque Data

Load	FL	I ₁	I ₂	I ₃	I ₄	I ₅	LR	
TWT Hot	s 10000	50	34	25	22	18	15	
TWT Cold	s 10000	99	65	50	42	37	30	
Current	pu	1	2	3	4	5	5.5	6.6

Thermal Characteristics Chart

NOTE Refer data sheet for applicable standard and tolerances on performance parameters

 Issued By
 Issued Date

REGAL