

# PRODUCT INFORMATION PACKET

Model No: TCN2P23A1133GAC010

Catalog No: TCN2P23A1133GAC010

TerraMAX® Cast Iron Motor, 3 HP, 3 Ph, 50 Hz, 400 V, 1000 RPM, 112M Frame, TEFC



Regal and Marathon are trademarks of Regal Rexnord Corporation or one of its affiliated companies.

©2022 Regal Rexnord Corporation, All Rights Reserved. MC017097E

### Nameplate Specifications

Output HP	<b>3 Hp</b>	Output KW	<b>2.2 kW</b>
Frequency	<b>50 Hz</b>	Voltage	<b>400 V</b>
Current	<b>5.2 A</b>	Speed	<b>958 rpm</b>
Service Factor	<b>1</b>	Phase	<b>3</b>
Efficiency	<b>84.3 %</b>	Power Factor	<b>0.73</b>
Duty	<b>S1</b>	Insulation Class	<b>F</b>
Frame	<b>112M</b>	Enclosure	<b>Totally Enclosed Fan Cooled</b>
Thermal Protection	<b>No Protection</b>	Ambient Temperature	<b>40 °C</b>
Drive End Bearing Size	<b>6306</b>	Opp Drive End Bearing Size	<b>6206</b>
UL	<b>No</b>	CSA	<b>No</b>
CE	<b>Yes</b>	IP Code	<b>55</b>
Number of Speeds	<b>1</b>	Efficiency Class	<b>IE3</b>

### Technical Specifications

Electrical Type	<b>Squirrel Cage</b>	Starting Method	<b>Direct On Line</b>
Poles	<b>6</b>	Rotation	<b>Bi-Directional</b>
Mounting	<b>B35</b>	Motor Orientation	<b>Horizontal</b>
Drive End Bearing	<b>2z-C3</b>	Opp Drive End Bearing	<b>2z-C3</b>
Frame Material	<b>Cast Iron</b>	Shaft Type	<b>Keyed</b>
Overall Length	<b>399 mm</b>	Frame Length	<b>174 mm</b>
Shaft Diameter	<b>28 mm</b>	Shaft Extension	<b>60 mm</b>
Assembly/Box Mounting	<b>R Side</b>		
Connection Drawing	<b>8442000085</b>	Outline Drawing	<b>0211200591</b>

This is an uncontrolled document once printed or downloaded and is subject to change without notice. Date Created:12/02/2022



COPYRIGHT REGAL BELOIT AMERICA, INC. ALL RIGHTS RESERVED. UNAUTHORIZED REPRODUCTION OR DISTRIBUTION OF THIS DOCUMENT IS PROHIBITED. REGAL BELOIT AMERICA, INC. ("OWNER") AND CONTAINS OWNER'S PROPRIETARY INFORMATION. ANY PERSON, CORPORATION OR OTHER FIRM RECEIVING IT IS DEEMED, BY RECEIVING IT, TO AGREE THAT IT, AND/OR ANY PART OF IT, SHALL NOT BE DISCLOSED TO ANY PERSON, CORPORATION OR OTHER ENTITY, DUPLICATED, AND/OR USED, EXCEPT AS EXPRESSLY APPROVED IN WRITING IN ADVANCE BY OWNER. THIS DOCUMENT SHALL BE RETURNED TO OWNER UPON REQUEST. IT MAY BE SUBJECT TO CERTAIN RESTRICTIONS UNDER APPLICABLE EXPORT CONTROL LAWS AND REGULATIONS.

DRAWING REVISION <b>A</b>	REVISION BY <b>SN</b>	DATE <b>13/01/2017</b>
ECO <b>ECO-0116390</b>	APPROVED BY <b>SBD</b>	DATE <b>13/01/2017</b>
ECO DESCRIPTION <b>NEW DRAWING RELEASE</b>		

GEOMETRIC TOLERANCE		
LINEAR DIM	>0~6	±0.1
	>6~30	±0.2
	>30~120	±0.3



**NOTES:**

1. PRESSURE-SENSITIVE ADHESIVE COATED PAPER ON THE BACK OF SELF-ADHESIVE.
2. AT THE END OF YELLOW, WORDS, SYMBOLS, LETTERS ARE BLACK, BORDER IS BLACK.
3. THE TOLERANCE OF THE LINEAR SIZE OF THE TOLERANCE WITHOUT THE TOLERANCE BY THE TABLE.

8WD.442.2017

	DRAWN BY <b>SN</b>		<b>Regal Beloit America, Inc.</b>
	DATE <b>16/12/2016</b>		
	APPROVED BY <b>SBD</b>		DESCRIPTION <b>CONN DIAGRAM-NAMEPLATE</b>
	DATE <b>16/12/2016</b>		
	REFERENCE		
	MATERIAL		PROCESS/FINISH
THIRD ANGLE PROJECTION	SIZE <b>A</b>	DRAWING NUMBER <b>8442000085</b>	SHEET <b>1 OF 1</b>

**Model No.** TCN2P23A1133GAC010

U (V)	Δ / Y Conn	f [Hz]	P		I [A]	n [RPM]	T [Nm]	IE Class	% EFF at __ load				PF at __ load			I <sub>A</sub> /I <sub>N</sub> [pu]	T <sub>A</sub> /T <sub>N</sub> [pu]	T <sub>K</sub> /T <sub>N</sub> [pu]
			[kW]	[hp]					5/4FL	FL	3/4FL	1/2FL	FL	3/4FL	1/2FL			
400	Y	50	2.2	3.0	5.2	958	22.34	IE3	-	84.3	84.3	82.4	0.73	0.65	0.5	5.9	2.5	2.8

Motor type	TCN	Degree of protection	IP 55
Enclosure	TEFC	Mounting type	IM B35
Frame Material	Cast Iron	Cooling method	IC 411
Frame size	112M	Motor weight - approx.	49 kg
Duty	S1	Gross weight - approx.	52 kg
Voltage variation *	± 10%	Motor inertia	0.0158 kgm <sup>2</sup>
Frequency variation *	± 5%	Load inertia	Customer to Provide
Combined variation *	10%	Vibration level	1.6 mm/s
Design	N	Noise level ( 1meter distance from motor)	58 dB(A)
Service factor	1.0	No. of starts hot/cold/Equally spread	2/3/4
Insulation class	F	Starting method	DOL
Ambient temperature	-20 to +40 °C	Type of coupling	Direct
Temperature rise (by resistance)	80 [ Class B ] K	LR withstand time (hot/cold)	15/30 s
Altitude above sea level	1000 meter	Direction of rotation	Bi-directional
Hazardous area classification	Ex nA	Standard rotation	Clockwise form DE
Zone classification	Zone 2	Paint shade	RAL 5014
Gas group	IIC	Accessories	
Temperature class	T3	Accessory - 1	PTC 150°C
Rotor type	Aluminum Die cast	Accessory - 2	-
Bearing type	Anti-friction ball	Accessory - 3	-
DE / NDE bearing	6306-2Z / 6206-2Z	Terminal box position	RHS
Lubrication method	Greased for life	Maximum cable size/conduit size	1R x 3C x 16mm <sup>2</sup> /2 x M25 x 1.5
Type of grease	NA	Auxiliary terminal box	NA

I<sub>A</sub>/I<sub>N</sub> - Locked Rotor Current / Rated Current

T<sub>K</sub>/T<sub>N</sub> - Breakdown Torque / Rated Torque

T<sub>A</sub>/T<sub>N</sub> - Locked Rotor Torque / Rated Torque

**NOTE**

ATEX/IEC Ex certified as per IEC/EN 60079-0; IEC/EN 60079-15

All performance values at rated voltage and frequency.

All performance parameters are subjected to standard tolerance as per IEC 60034-1

\* Voltage, Frequency and combined variation are as per IEC60034-1

Technical data are subject to change. There may be slight variations between calculated values in this datasheet and the motor nameplate figures.

Efficiency Standards	Europe IEC:60034-30-1	China -	India -	Aus/Nz GEMS 2019	Brazil -	Global IEC IEC:60034-30-1
----------------------	--------------------------	------------	------------	---------------------	-------------	------------------------------



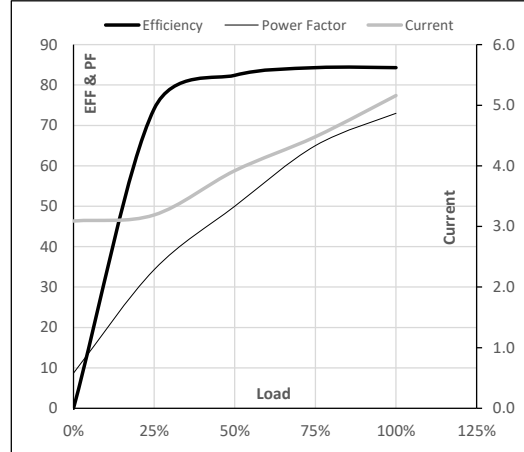
**Model No.** TCN2P23A1133GAC010

Enclosure	U (V)	$\Delta$ / Y Conn	f [Hz]	P [kW]	P [hp]	I [A]	n [RPM]	T [kgm]	T [Nm]	IE Class	Amb [°C]	Duty	Elevation [m]	Inertia [kg-m <sup>2</sup> ]	Weight [kg]
TEFC	400	Y	50	2.2	3.0	5.2	958	2.28	22.34	IE3	40	S1	1000	0.0158	49

**Motor Load Data**

Load Point		NL	1/4FL	1/2FL	3/4FL	FL	5/4FL
Current	A	3.1	3.2	3.9	4.5	5.2	
Torque	Nm	0.0	5.4	10.9	16.6	22.3	
Speed	r/min	1000	990	981	970	958	
Efficiency	%	0.0	74.1	82.4	84.3	84.3	
Power Factor	%	8.7	34.3	50.0	65.0	73.0	

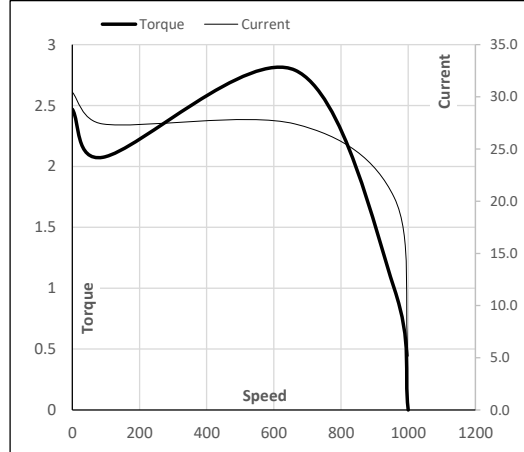
**Performance vs Load Chart**



**Motor Speed Torque Data**

Load Point		LR	P-Up	BD	Rated	NL
Speed	r/min	0	91	663	958	1000
Current	A	30.4	27.4	20.4	5.2	3.1
Torque	pu	2.5	2.1	2.8	1	0

**Starting Characteristics Chart**



**NOTE** Refer data sheet for applicable standard and tolerances on performance parameters

Issued By  
Issued Date



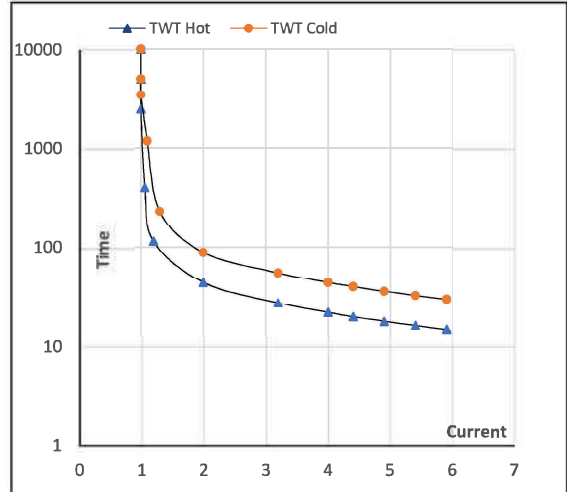
**Model No. TCN2P23A1133GAC010**

Enclosure	U (V)	Δ / Y Conn	f [Hz]	P [kW]	P [hp]	I [A]	n [rpm]	T [kgm]	T [Nm]	IE Class	Amb [°C]	Duty	Elevation [m]	Inertia [kg-m <sup>2</sup> ]	Weight [kg]
TEFC	400	Y	50	2.2	3.0	5.2	958	2.28	22.34	IE3	40	S1	1000	0.0158	49

**Motor Speed Torque Data**

Load	FL	I <sub>1</sub>	I <sub>2</sub>	I <sub>3</sub>	I <sub>4</sub>	I <sub>5</sub>	LR	
TWT Hot	s 10000	44	30	22	17	16	15	
TWT Cold	s 10000	89	59	44	34	31	30	
Current	pu	1	2	3	4	5	5.5	5.9

**Thermal Characteristics Chart**



**NOTE** Refer data sheet for applicable standard and tolerances on performance parameters

Issued By  
Issued Date

