

PRODUCT INFORMATION PACKET

marathon®
Motors

Model No: TCN2502A1113GAC010

Catalog No: TCN2502A1113GAC010

TerraMAX® Cast Iron Motor, 335 HP, 3 Ph, 50 Hz, 400 V, 1500 RPM, 355M Frame, TEFC



Regal and Marathon are trademarks of Regal Rexnord Corporation or one of its affiliated companies.

©2022 Regal Rexnord Corporation, All Rights Reserved. MC017097E

RegalRexnord

Nameplate Specifications

Output HP	335 Hp	Output KW	250.0 kW
Frequency	50 Hz	Voltage	400 V
Current	422.3 A	Speed	1490 rpm
Service Factor	1	Phase	3
Efficiency	96 %	Power Factor	0.89
Duty	S1	Insulation Class	F
Frame	355M	Enclosure	Totally Enclosed Fan Cooled
Thermal Protection	No Protection	Ambient Temperature	40 °C
Drive End Bearing Size	6322	Opp Drive End Bearing Size	6322
UL	No	CSA	No
CE	Yes	IP Code	55
Number of Speeds	1	Efficiency Class	IE3

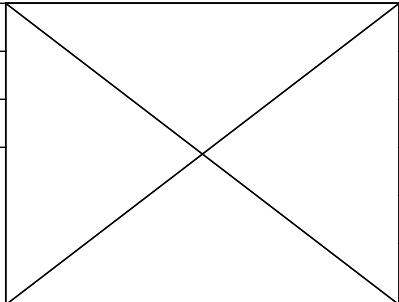
Technical Specifications

Electrical Type	Squirrel Cage	Starting Method	Direct On Line
Poles	4	Rotation	Bi-Directional
Mounting	B3	Motor Orientation	Horizontal
Drive End Bearing	C3	Opp Drive End Bearing	C3
Frame Material	Cast Iron	Shaft Type	Keyed
Overall Length	1542 mm	Frame Length	1010 mm
Shaft Diameter	95 mm	Shaft Extension	170 mm
Assembly/Box Mounting	R Side		
Outline Drawing	0235502296	Connection Drawing	8442000085

This is an uncontrolled document once printed or downloaded and is subject to change without notice. Date Created:12/02/2022



DRAWING REVISION C	REVISION BY LK	DATE 07/09/2020
ECO CR-0000087	APPROVED BY JAY	DATE 07/09/2020
ECO DESCRIPTION MODEL UPDATED		
COPYRIGHT REGAL BELOIT AMERICA, INC. ALL RIGHTS RESERVED. PROPRIETARY AND CONFIDENTIAL INFORMATION - THIS DOCUMENT IS THE PROPERTY OF REGAL BELOIT AMERICA, INC. ("OWNER") AND CONTAINS OWNER'S PROPRIETARY INFORMATION. ANY PERSON, CORPORATION OR OTHER FIRM RECEIVING IT IS DEEMED, BY RECEIVING IT, TO AGREE THAT IT, AND/OR ANY PART OF IT, SHALL NOT BE DISCLOSED TO ANY PERSON, CORPORATION OR OTHER ENTITY, DUPLICATED, AND/OR USED, EXCEPT AS EXPRESSLY APPROVED IN WRITING IN ADVANCE BY OWNER. THIS DOCUMENT SHALL BE RETURNED TO OWNER UPON REQUEST. IT MAY BE SUBJECT TO CERTAIN RESTRICTIONS UNDER APPLICABLE EXPORT CONTROL LAWS AND REGULATIONS.		



DRAWN BY SKM	marathon™ Motors		
DATE 11/08/2017			
APPROVED BY JAY	DESCRIPTION OUTLINE 355L-4~8P-B3		
DATE 11/08/2017			
REFERENCE	MATERIAL	PROCESS/FINISH	
THIRD ANGLE PROJECTION	SIZE B	DRAWING NUMBER 0235502296	SHEET 1 OF 1

COPYRIGHT REGAL BELOIT AMERICA, INC. ALL RIGHTS RESERVED. UNCONTROLLED COPY
 PROPRIETARY AND CONFIDENTIAL INFORMATION - THIS DOCUMENT IS THE PROPERTY OF
 REGAL BELOIT AMERICA, INC. ("OWNER") AND CONTAINS OWNER'S PROPRIETARY
 INFORMATION. ANY PERSON, CORPORATION OR OTHER FIRM RECEIVING IT IS DEEMED,
 BY RECEIVING IT, TO AGREE THAT IT, AND/OR ANY PART OF IT, SHALL NOT BE DISCLOSED
 TO ANY PERSON, CORPORATION OR OTHER ENTITY, DUPLICATED, AND/OR USED, EXCEPT
 AS EXPRESSLY APPROVED IN WRITING IN ADVANCE BY OWNER. THIS DOCUMENT SHALL
 BE RETURNED TO OWNER UPON REQUEST. IT MAY BE SUBJECT TO CERTAIN
 RESTRICTIONS UNDER APPLICABLE EXPORT CONTROL LAWS AND REGULATIONS.

DRAWING REVISION A	REVISION BY SN	DATE 13/01/2017
ECO ECO-0116390	APPROVED BY SBD	DATE 13/01/2017
ECO DESCRIPTION NEW DRAWING RELEASE		

GEOMETRIC TOLERANCE		
LINEAR DIM	>0~6	±0.1
	>6~30	±0.2
	>30~120	±0.3



NOTES:

1. PRESSURE-SENSITIVE ADHESIVE COATED PAPER ON THE BACK OF SELF-ADHESIVE.
2. AT THE END OF YELLOW, WORDS, SYMBOLS, LETTERS ARE BLACK, BORDER IS BLACK.
3. THE TOLERANCE OF THE LINEAR SIZE OF THE TOLERANCE WITHOUT THE TOLERANCE BY THE TABLE.

8WD.442.2017

	DRAWN BY SN		Regal Beloit America, Inc.		
	DATE 16/12/2016				
	APPROVED BY SBD		DESCRIPTION CONN DIAGRAM-NAMEPLATE		
	DATE 16/12/2016				
	REFERENCE		MATERIAL		PROCESS/FINISH
	THIRD ANGLE PROJECTION		SIZE A	DRAWING NUMBER 8442000085	SHEET 1 OF 1

Model No. TCN2502A1113GAC010

U (V)	Δ / Y Conn	f [Hz]	P [kW]	P [hp]	I [A]	n [RPM]	T [Nm]	IE Class	% EFF at __ load				PF at __ load			I _A /I _N [pu]	T _A /T _N [pu]	T _K /T _N [pu]
									5/4FL	FL	3/4FL	1/2FL	FL	3/4FL	1/2FL			
400	Δ	50	250	335	422.3	1490	1601.3	IE3	-	96	96	95.8	0.89	0.88	0.83	6.5	1.9	2.5

Motor type	TCN	Degree of protection	IP 55
Enclosure	TEFC	Mounting type	IM B3
Frame Material	Cast Iron	Cooling method	IC 411
Frame size	355M	Motor weight - approx.	1742 kg
Duty	S1	Gross weight - approx.	1788 kg
Voltage variation *	± 10%	Motor inertia	8.4434 kgm ²
Frequency variation *	± 5%	Load inertia	Customer to Provide
Combined variation *	10%	Vibration level	2.8 mm/s
Design	N	Noise level (1meter distance from motor)	82 dB(A)
Service factor	1.0	No. of starts hot/cold/Equally spread	2/3/4
Insulation class	F	Starting method	DOL
Ambient temperature	-20 to +40 °C	Type of coupling	Direct
Temperature rise (by resistance)	80 [Class B] K	LR withstand time (hot/cold)	15/30 s
Altitude above sea level	1000 meter	Direction of rotation	Bi-directional
Hazardous area classification	Ex nA	Standard rotation	Clockwise form DE
Zone classification	Zone 2	Paint shade	RAL 5014
Gas group	IIC	Accessories	
Temperature class	T3	Accessory - 1	PTC 150°C
Rotor type	Aluminum Die cast	Accessory - 2	-
Bearing type	Anti-friction ball	Accessory - 3	-
DE / NDE bearing	6322 C3 / 6322 C3	Terminal box position	RHS
Lubrication method	Regreasable	Maximum cable size/conduit size	1R x 3C x 300mm ² /4 x M63 x 1.5
Type of grease	CHEVRON SRI-2 or Equivalent	Auxiliary terminal box	NA

I_A/I_N - Locked Rotor Current / Rated Current

T_K/T_N - Breakdown Torque / Rated Torque

T_A/T_N - Locked Rotor Torque / Rated Torque

NOTE

ATEX/IEC Ex certified as per IEC/EN 60079-0; IEC/EN 60079-15

All performance values at rated voltage and frequency.

All performance parameters are subjected to standard tolerance as per IEC 60034-1

* Voltage, Frequency and combined variation are as per IEC60034-1

Technical data are subject to change. There may be slight variations between calculated values in this datasheet and the motor nameplate figures.

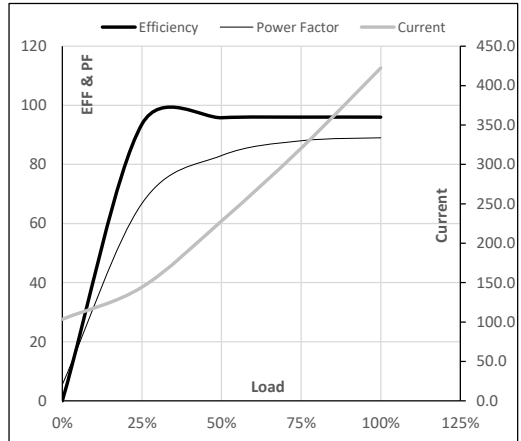
Efficiency	Europe	China	India	Aus/Nz	Brazil	Global IEC
Standards	IEC 60034-30-1	-	-	GEMS 2019	-	IEC:60034-30-1

Model No. TCN2502A1113GAC010

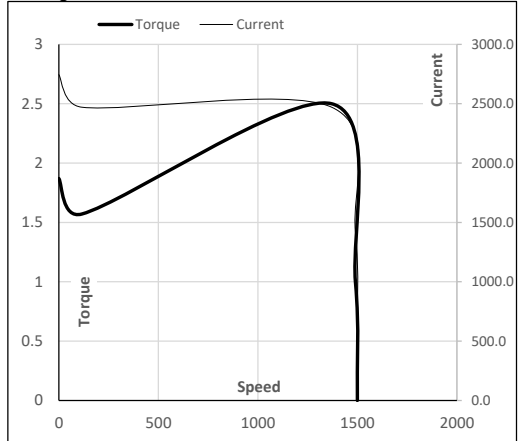
Enclosure	U (V)	Δ / Y Conn	f [Hz]	P [kW]	P [hp]	I [A]	n [RPM]	T [kgm]	T [Nm]	IE Class	Amb [°C]	Duty	Elevation [m]	Inertia [kg-m ²]	Weight [kg]
TEFC	400	Δ	50	250	335	422.3	1490	163.29	1601.30	IE3	40	S1	1000	8.4434	1742

Motor Load Data

Load Point		NL	1/4FL	1/2FL	3/4FL	FL	5/4FL
Current	A	103.5	144.3	228.2	320.6	422.3	
Torque	Nm	0.0	398.3	797.8	1198.7	1601.3	
Speed	r/min	1500	1498	1495	1493	1490	
Efficiency	%	0.0	93.6	95.8	96.0	96.0	
Power Factor	%	5.5	66.8	83.0	88.0	89.0	

Performance vs Load Chart

Motor Speed Torque Data

Load Point		LR	P-Up	BD	Rated	NL
Speed	r/min	0	115	1371	1490	1500
Current	A	2745.2	2470.7	1420.8	422.3	103.5
Torque	pu	1.9	1.6	2.5	1	0

Starting Characteristics Chart

NOTE Refer data sheet for applicable standard and tolerances on performance parameters

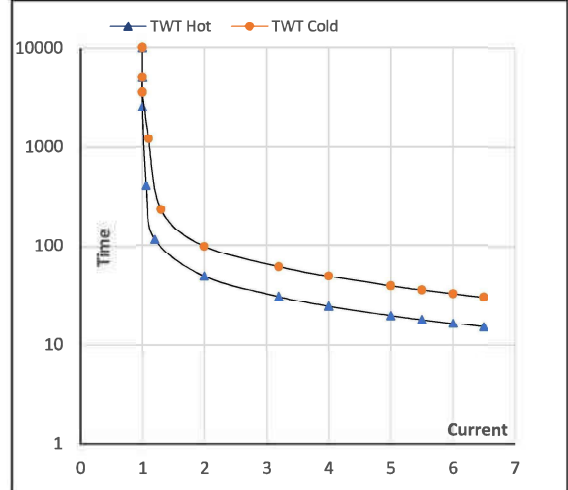
 Issued By
Issued Date

Model No. TCN2502A1113GAC010

Enclosure	U (V)	Δ / Y Conn	f [Hz]	P [kW]	P [hp]	I [A]	n [rpm]	T [kgm]	T [Nm]	IE Class	Amb [°C]	Duty	Elevation [m]	Inertia [kg-m ²]	Weight [kg]
TEFC	400	Δ	50	250	335.0	422.3	1490	163.29	1601.30	IE3	40	S1	1000	8.4434	1742

Motor Speed Torque Data

Load	FL	I ₁	I ₂	I ₃	I ₄	I ₅	LR
TWT Hot	s 10000	49	33	25	20	18	15
TWT Cold	s 10000	98	70	49	39	36	30
Current	pu 1	2	3	4	5	5.5	6.5

Thermal Characteristics Chart

NOTE Refer data sheet for applicable standard and tolerances on performance parameters

Issued By

Issued Date

REGAL