

# PRODUCT INFORMATION PACKET

**marathon®**  
Motors

Model No: TCN1P53A1171GAC010

Catalog No: TCN1P53A1171GAC010

TerraMAX® Cast Iron Motor, 2 HP, 3 Ph, 50 Hz, 400 V, 1000 RPM, 100L Frame, TEFC



Regal and Marathon are trademarks of Regal Rexnord Corporation or one of its affiliated companies.

©2022 Regal Rexnord Corporation, All Rights Reserved. MC017097E

**RegalRexnord**

### Nameplate Specifications

Output HP	2 Hp	Output KW	1.5 kW
Frequency	50 Hz	Voltage	400 V
Current	3.6 A	Speed	966 rpm
Service Factor	1	Phase	3
Efficiency	82.5 %	Power Factor	0.74
Duty	S1	Insulation Class	F
Frame	100L	Enclosure	Totally Enclosed Fan Cooled
Thermal Protection	No Protection	Ambient Temperature	40 °C
Drive End Bearing Size	6206	Opp Drive End Bearing Size	6206
UL	No	CSA	No
CE	Yes	IP Code	55
Number of Speeds	1	Efficiency Class	IE3

### Technical Specifications

Electrical Type	Squirrel Cage	Starting Method	Direct On Line
Poles	6	Rotation	Bi-Directional
Mounting	B14A	Motor Orientation	Horizontal
Drive End Bearing	2z-C3	Opp Drive End Bearing	2z-C3
Frame Material	Cast Iron	Shaft Type	Keyed
Overall Length	398 mm	Frame Length	200 mm
Shaft Diameter	28 mm	Shaft Extension	60 mm
Assembly/Box Mounting	Top		
Connection Drawing	8442000085	Outline Drawing	0210000274

This is an uncontrolled document once printed or downloaded and is subject to change without notice. Date Created:12/02/2022

4

3

Uncontrolled Copy

2

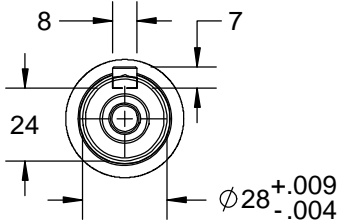
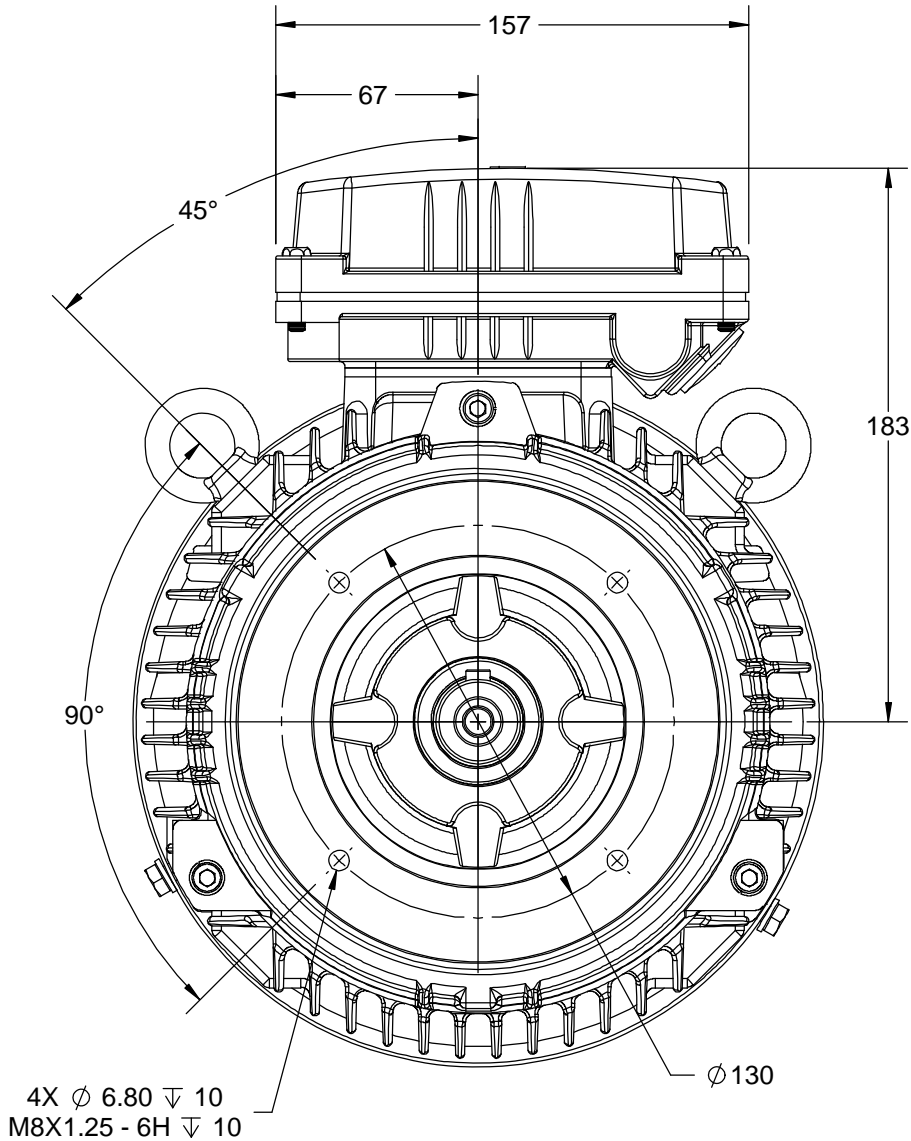
1

B

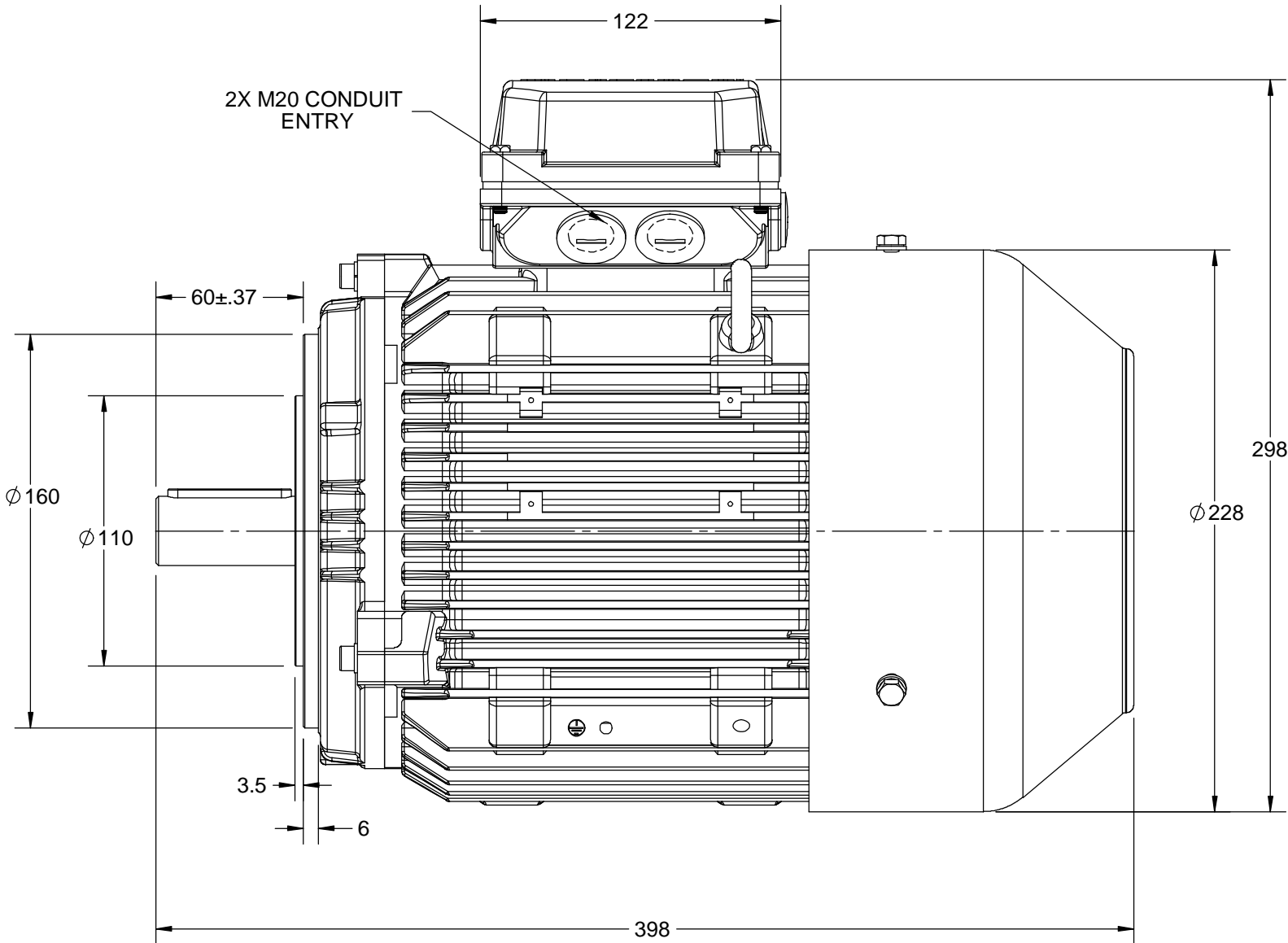
B

A

A



2X M20 CONDUIT  
ENTRY



DRAWING REVISION B	REVISION BY S.MUDDA	DATE 04/07/2018
ECO ECO-0147359	APPROVED BY JAY	DATE 04/07/2018
ECO DESCRIPTION OUTLINE UPDATED AS PER NEW 3D STRUCTURING		
COPYRIGHT REGAL BELOIT AMERICA, INC. ALL RIGHTS RESERVED. PROPRIETARY AND CONFIDENTIAL INFORMATION - THIS DOCUMENT IS THE PROPERTY OF REGAL BELOIT AMERICA, INC. ("OWNER") AND CONTAINS OWNER'S PROPRIETARY INFORMATION. ANY PERSON, CORPORATION OR OTHER FIRM RECEIVING IT IS DEEMED, BY RECEIVING IT, TO AGREE THAT IT, AND/OR ANY PART OF IT, SHALL NOT BE DISCLOSED TO ANY PERSON, CORPORATION OR OTHER ENTITY, DUPLICATED, AND/OR USED, EXCEPT AS EXPRESSLY APPROVED IN WRITING IN ADVANCE BY OWNER. THIS DOCUMENT SHALL BE RETURNED TO OWNER UPON REQUEST. IT MAY BE SUBJECT TO CERTAIN RESTRICTIONS UNDER APPLICABLE EXPORT CONTROL LAWS AND REGULATIONS.		

DRAWN BY SMAR			
DATE 02/09/13			
APPROVED BY JAY	DESCRIPTION <b>OUTLINE</b> 100 FR.- B14A MTG. MOTOR TYPE: TCA		
DATE 02/09/13			
REFERENCE	MATERIAL	PROCESS/FINISH	
THIRD ANGLE PROJECTION	SIZE B	DRAWING NUMBER 0210000274	SHEET 1 OF 1

4

3

2

1

COPYRIGHT REGAL BELOIT AMERICA, INC. ALL RIGHTS RESERVED. UNCONTROLLED COPY  
 PROPRIETARY AND CONFIDENTIAL INFORMATION - THIS DOCUMENT IS THE PROPERTY OF  
 REGAL BELOIT AMERICA, INC. ("OWNER") AND CONTAINS OWNER'S PROPRIETARY  
 INFORMATION. ANY PERSON, CORPORATION OR OTHER FIRM RECEIVING IT IS DEEMED,  
 BY RECEIVING IT, TO AGREE THAT IT, AND/OR ANY PART OF IT, SHALL NOT BE DISCLOSED  
 TO ANY PERSON, CORPORATION OR OTHER ENTITY, DUPLICATED, AND/OR USED, EXCEPT  
 AS EXPRESSLY APPROVED IN WRITING IN ADVANCE BY OWNER. THIS DOCUMENT SHALL  
 BE RETURNED TO OWNER UPON REQUEST. IT MAY BE SUBJECT TO CERTAIN  
 RESTRICTIONS UNDER APPLICABLE EXPORT CONTROL LAWS AND REGULATIONS.

DRAWING REVISION <b>A</b>	REVISION BY <b>SN</b>	DATE <b>13/01/2017</b>
ECO <b>ECO-0116390</b>	APPROVED BY <b>SBD</b>	DATE <b>13/01/2017</b>
ECO DESCRIPTION <b>NEW DRAWING RELEASE</b>		

GEOMETRIC TOLERANCE		
LINEAR DIM	>0~6	±0.1
	>6~30	±0.2
	>30~120	±0.3



**NOTES:**

1. PRESSURE-SENSITIVE ADHESIVE COATED PAPER ON THE BACK OF SELF-ADHESIVE.
2. AT THE END OF YELLOW, WORDS, SYMBOLS, LETTERS ARE BLACK, BORDER IS BLACK.
3. THE TOLERANCE OF THE LINEAR SIZE OF THE TOLERANCE WITHOUT THE TOLERANCE BY THE TABLE.

8WD.442.2017

	DRAWN BY SN		 Regal Beloit America, Inc.		
	DATE 16/12/2016				
	APPROVED BY SBD		DESCRIPTION CONN DIAGRAM-NAMEPLATE		
	DATE 16/12/2016				
	REFERENCE		MATERIAL		PROCESS/FINISH
	THIRD ANGLE PROJECTION 		SIZE A	DRAWING NUMBER 8442000085	

**Model No.** TCN1P53A1171GAC010

U (V)	Δ / Y Conn	f [Hz]	P [kW]	P [hp]	I [A]	n [RPM]	T [Nm]	IE Class	% EFF at __ load				PF at __ load			I <sub>A</sub> /I <sub>N</sub> [pu]	T <sub>A</sub> /T <sub>N</sub> [pu]	T <sub>K</sub> /T <sub>N</sub> [pu]
400	Y	50	1.5	2.0	3.5	966	14.74	IE3	5/4FL	FL	3/4FL	1/2FL	FL	3/4FL	1/2FL	5.9	2.2	2.7

Motor type	TCN	Degree of protection	IP 55
Enclosure	TEFC	Mounting type	IM B14A
Frame Material	Cast Iron	Cooling method	IC 411
Frame size	100L	Motor weight - approx.	36 kg
Duty	S1	Gross weight - approx.	39 kg
Voltage variation *	± 10%	Motor inertia	0.0143 kgm <sup>2</sup>
Frequency variation *	± 5%	Load inertia	Customer to Provide
Combined variation *	10%	Vibration level	1.6 mm/s
Design	N	Noise level ( 1meter distance from motor)	55 dB(A)
Service factor	1.0	No. of starts hot/cold/Equally spread	2/3/4
Insulation class	F	Starting method	DOL
Ambient temperature	-20 to +40 °C	Type of coupling	Direct
Temperature rise (by resistance)	80 [ Class B ] K	LR withstand time (hot/cold)	15/30 s
Altitude above sea level	1000 meter	Direction of rotation	Bi-directional
Hazardous area classification	Ex nA	Standard rotation	Clockwise form DE
Zone classification	Zone 2	Paint shade	RAL 5014
Gas group	IIC	Accessories	
Temperature class	T3	Accessory - 1	PTC 150°C
Rotor type	Aluminum Die cast	Accessory - 2	-
Bearing type	Anti-friction ball	Accessory - 3	-
DE / NDE bearing	6206-2Z / 6206-2Z	Terminal box position	TOP
Lubrication method	Greased for life	Maximum cable size/conduit size	1R x 3C x 10mm <sup>2</sup> /2 x M20 x 1.5
Type of grease	NA	Auxiliary terminal box	NA

I<sub>A</sub>/I<sub>N</sub> - Locked Rotor Current / Rated Current

T<sub>K</sub>/T<sub>N</sub> - Breakdown Torque / Rated Torque

T<sub>A</sub>/T<sub>N</sub> - Locked Rotor Torque / Rated Torque

**NOTE**

ATEX/IEC Ex certified as per IEC/EN 60079-0; IEC/EN 60079-15

All performance values at rated voltage and frequency.

All performance parameters are subjected to standard tolerance as per IEC 60034-1

\* Voltage, Frequency and combined variation are as per IEC60034-1

Technical data are subject to change. There may be slight variations between calculated values in this datasheet and the motor nameplate figures.

Efficiency	Europe	China	India	Aus/Nz	Brazil	Global IEC
Standards	IEC:60034-30-1	-	-	GEMS 2019	-	IEC:60034-30-1

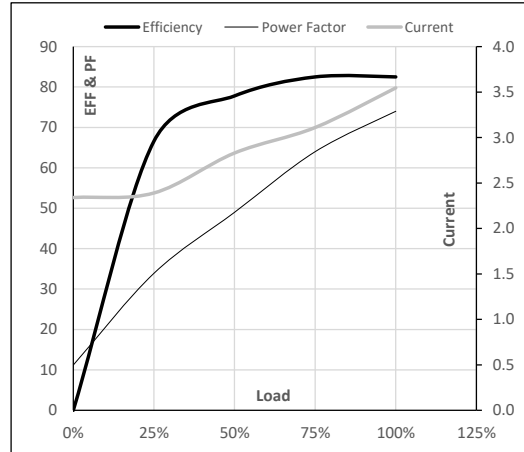
**Model No.** TCN1P53A1171GAC010

Enclosure	U (V)	$\Delta$ / Y Conn	f [Hz]	P [kW]	P [hp]	I [A]	n [RPM]	T [kgm]	T [Nm]	IE Class	Amb [°C]	Duty	Elevation [m]	Inertia [kg-m <sup>2</sup> ]	Weight [kg]
TEFC	400	Y	50	1.5	2.0	3.5	966	1.50	14.74	IE3	40	S1	1000	0.0143	36

**Motor Load Data**

Load Point		NL	1/4FL	1/2FL	3/4FL	FL	5/4FL
Current	A	2.3	2.4	2.8	3.1	3.5	
Torque	Nm	0.0	3.6	7.2	10.9	14.7	
Speed	r/min	1000	992	984	976	966	
Efficiency	%	0.0	66.6	77.8	82.5	82.5	
Power Factor	%	11.2	33.9	49.0	64.0	74.0	

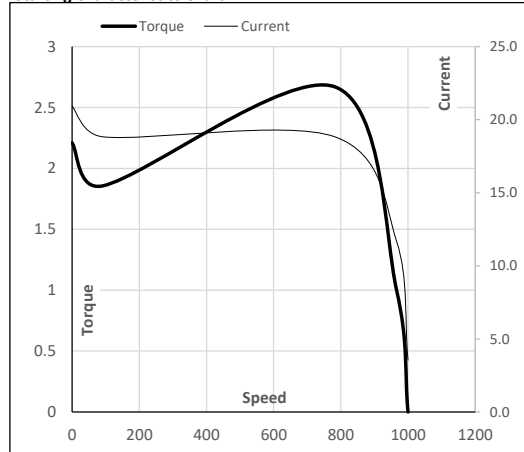
**Performance vs Load Chart**



**Motor Speed Torque Data**

Load Point		LR	P-Up	BD	Rated	NL
Speed	r/min	0	91	782	966	1000
Current	A	20.9	18.8	11.7	3.5	2.3
Torque	pu	2.2	1.9	2.7	1	0

**Starting Characteristics Chart**



**NOTE** Refer data sheet for applicable standard and tolerances on performance parameters

Issued By  
Issued Date

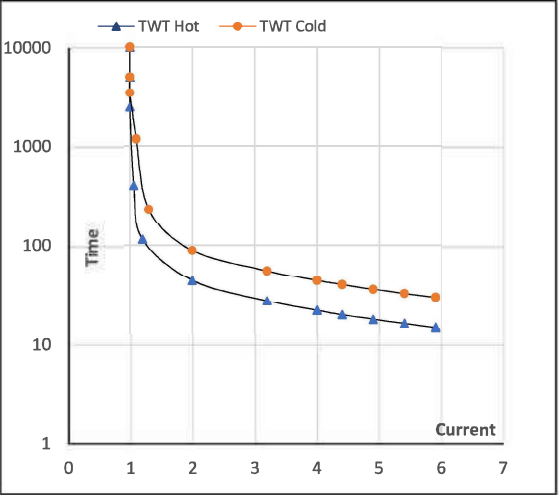
Model No. TCN1P53A1171GAC010

Enclosure	U (V)	Δ / Y Conn	f [Hz]	P [kW]	P [hp]	I [A]	n [rpm]	T [kgm]	T [Nm]	IE Class	Amb [°C]	Duty	Elevation [m]	Inertia [kg-m <sup>2</sup> ]	Weight [kg]
TEFC	400	Y	50	1.5	2.0	3.5	966	1.50	14.74	IE3	40	S1	1000	0.0143	36

Motor Speed Torque Data

Load		FL	I <sub>1</sub>	I <sub>2</sub>	I <sub>3</sub>	I <sub>4</sub>	I <sub>5</sub>	LR
TWT Hot	s	10000	44	30	22	17	16	15
TWT Cold	s	10000	89	59	44	34	31	30
Current	pu	1	2	3	4	5	5.5	5.9

Thermal Characteristics Chart



**NOTE** Refer data sheet for applicable standard and tolerances on performance parameters

Issued By  
Issued Date

