

PRODUCT INFORMATION PACKET



Model No: TCN0754A1141GAC010

Catalog No: TCN0754A1141GAC010

TerraMAX® Cast Iron Motor, 100 HP, 3 Ph, 50 Hz, 400 V, 750 RPM, 315M Frame, TEFC





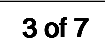
Nameplate Specifications

Phase	3	Output HP	100 Hp
Output KW	75.0 kW	Voltage	400 V
Speed	743 r/min	Service Factor	1
Frame	315M	Enclosure	Totally Enclosed Fan Cooled
Thermal Protection	No Protection	Efficiency	93.1 %
Ambient Temperature	40 °C	Frequency	50 Hz
Current	159.3 A	Power Factor	0.73
Duty	S1	Insulation Class	F
Drive End Bearing Size	6319	Opp Drive End Bearing Size	6319
UL	No	CSA	No
CE	Yes	IP Code	55
Number of Speeds	1	Efficiency Class	IE3

Technical Specifications

Electrical Type	Squirrel Cage	Starting Method	Direct On Line
Poles	8	Rotation	Bi-Directional
Mounting	V1	Motor Orientation	Shaftdown
Drive End Bearing	C3	Opp Drive End Bearing	C3
Frame Material	Cast Iron	Shaft Type	Keyed
Overall Length	1341 mm	Frame Length	729 mm
Shaft Diameter	80 mm	Shaft Extension	170 mm
Assembly/Box Mounting	Top		
Connection Drawing	8442000085	Outline Drawing	0231500893

This is an uncontrolled document once printed or downloaded and is subject to change without notice. Date Created:05/16/2025



COPYRIGHT REGAL BELOIT AMERICA, INC. ALL RIGHTS RESERVED. UNCONTROLLED COPY
 PROPRIETARY AND CONFIDENTIAL INFORMATION - THIS DOCUMENT IS THE PROPERTY OF
 REGAL BELOIT AMERICA, INC. ("OWNER") AND CONTAINS OWNER'S PROPRIETARY
 INFORMATION. ANY PERSON, CORPORATION OR OTHER FIRM RECEIVING IT IS DEEMED,
 BY RECEIVING IT, TO AGREE THAT IT, AND/OR ANY PART OF IT, SHALL NOT BE DISCLOSED
 TO ANY PERSON, CORPORATION OR OTHER ENTITY, DUPLICATED, AND/OR USED, EXCEPT
 AS EXPRESSLY APPROVED IN WRITING IN ADVANCE BY OWNER. THIS DOCUMENT SHALL
 BE RETURNED TO OWNER UPON REQUEST. IT MAY BE SUBJECT TO CERTAIN
 RESTRICTIONS UNDER APPLICABLE EXPORT CONTROL LAWS AND REGULATIONS.

DRAWING REVISION A	REVISION BY SN	DATE 13/01/2017
ECO ECO-0116390	APPROVED BY SBD	DATE 13/01/2017
ECO DESCRIPTION NEW DRAWING RELEASE		

GEOMETRIC TOLERANCE		
LINEAR DIM	>0~6	±0.1
	>6~30	±0.2
	>30~120	±0.3



NOTES:

1. PRESSURE-SENSITIVE ADHESIVE COATED PAPER ON THE BACK OF SELF-ADHESIVE.
2. AT THE END OF YELLOW, WORDS, SYMBOLS, LETTERS ARE BLACK, BORDER IS BLACK.
3. THE TOLERANCE OF THE LINEAR SIZE OF THE TOLERANCE WITHOUT THE TOLERANCE BY THE TABLE.

8WD.442.2017

	DRAWN BY SN		 Regal Beloit America, Inc.		
	DATE 16/12/2016				
	APPROVED BY SBD		DESCRIPTION CONN DIAGRAM-NAMEPLATE		
	DATE 16/12/2016				
	REFERENCE		MATERIAL		PROCESS/FINISH
	THIRD ANGLE PROJECTION 	SIZE A	DRAWING NUMBER 8442000085		SHEET 1 OF 1

Model No. TCN0754A1141GAC010

U (V)	Δ / Y Conn	f [Hz]	P [kW]	P [hp]	I [A]	n [RPM]	T [Nm]	IE Class	% EFF at __ load				PF at __ load			I _A /I _N [pu]	T _A /T _N [pu]	T _K /T _N [pu]
									5/4FL	FL	3/4FL	1/2FL	FL	3/4FL	1/2FL			
400	Δ	50	75	100	159.3	743	959.68	IE3	-	93.1	93.1	92.1	0.73	0.67	0.55	4.8	1.9	2.1

Motor type	TCN	Degree of protection	IP 55
Enclosure	TEFC	Mounting type	IM V1
Frame Material	Cast Iron	Cooling method	IC 411
Frame size	315M	Motor weight - approx.	906 kg
Duty	S1	Gross weight - approx.	951 kg
Voltage variation *	± 10%	Motor inertia	4.8296 kgm ²
Frequency variation *	± 5%	Load inertia	Customer to Provide
Combined variation *	10%	Vibration level	2.8 mm/s
Design	N	Noise level (1meter distance from motor)	64 dB(A)
Service factor	1.0	No. of starts hot/cold/Equally spread	2/3/4
Insulation class	F	Starting method	DOL
Ambient temperature	-20 to +40 °C	Type of coupling	Direct
Temperature rise (by resistance)	80 [Class B] K	LR withstand time (hot/cold)	15/30 s
Altitude above sea level	1000 meter	Direction of rotation	Bi-directional
Hazardous area classification	Ex nA	Standard rotation	Clockwise form DE
Zone classification	Zone 2	Paint shade	RAL 5014
Gas group	IIC	Accessories	
Temperature class	T3	Accessory - 1	PTC 150°C
Rotor type	Aluminum die cast	Accessory - 2	-
Bearing type	Anti-friction ball	Accessory - 3	-
DE / NDE bearing	6319 C3 / 6319 C3	Terminal box position	TOP
Lubrication method	Regreasable	Maximum cable size/conduit size	1R x 3C x 240mm ² /2 x M63 x 1.5
Type of grease	CHEVRON SRI-2 or Equivalent	Auxiliary terminal box	NA

I_A/I_N - Locked Rotor Current / Rated CurrentT_K/T_N - Breakdown Torque / Rated TorqueT_A/T_N - Locked Rotor Torque / Rated Torque
NOTE

ATEX/IEC Ex certified as per IEC/EN 60079-0; IEC/EN 60079-15

All performance values at rated voltage and frequency.

All performance parameters are subjected to standard tolerance as per IEC 60034-1

* Voltage, Frequency and combined variation are as per IEC60034-1

Technical data are subject to change. There may be slight variations between calculated values in this datasheet and the motor nameplate figures.

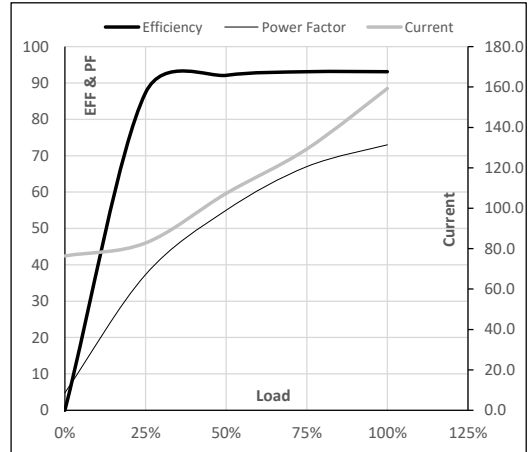
Efficiency	Europe	China	India	Aus/Nz	Brazil	Global IEC
Standards	IEC:60034-30-1	-	-	GEMS 2019	-	IEC:60034-30-1

Model No. TCN0754A1141GAC010

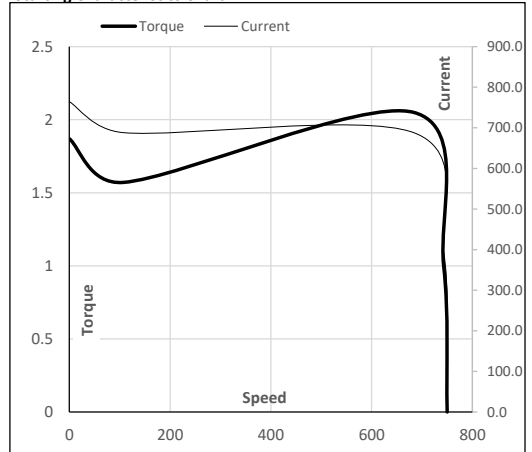
Enclosure	U (V)	Δ / Y Conn	f [Hz]	P [kW]	P [hp]	I [A]	n [RPM]	T [kgm]	T [Nm]	IE Class	Amb [°C]	Duty	Elevation [m]	Inertia [kg-m ²]	Weight [kg]
TEFC	400	Δ	50	75	100	159.3	743	97.86	959.68	IE3	40	S1	1000	4.8296	906

Motor Load Data

Load Point		NL	1/4FL	1/2FL	3/4FL	FL	5/4FL
Current	A	76.4	82.8	107.3	129.3	159.3	
Torque	Nm	0.0	238.2	477.4	717.8	959.7	
Speed	r/min	750	748	747	745	743	
Efficiency	%	0.0	87.3	92.1	93.1	93.1	
Power Factor	%	4.8	37.3	55.0	67.0	73.0	

Performance vs Load Chart

Motor Speed Torque Data

Load Point		LR	P-Up	BD	Rated	NL
Speed	r/min	0	107	684	743	750
Current	A	764.6	688.1	394.4	159.3	76.4
Torque	pu	1.9	1.6	2.1	1	0

Starting Characteristics Chart

NOTE Refer data sheet for applicable standard and tolerances on performance parameters

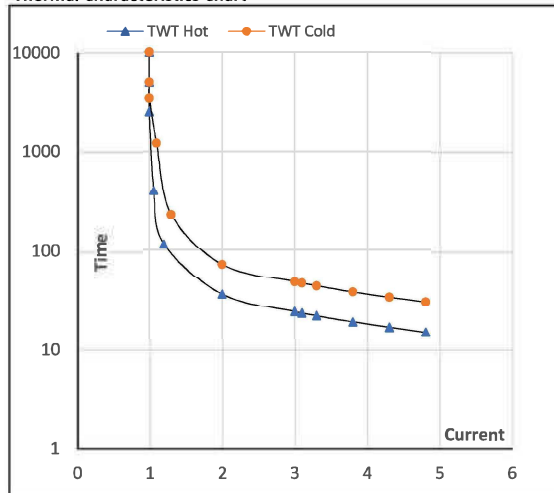
 Issued By
Issued Date

Model No. TCN0754A1141GAC010

Enclosure	U (V)	Δ / Y Conn	f [Hz]	P [kW]	P [hp]	I [A]	n [rpm]	T [kgm]	T [Nm]	IE Class	Amb [°C]	Duty	Elevation [m]	Inertia [kg-m ²]	Weight [kg]
TEFC	400	Δ	50	75	100.0	159,3	743	97.86	959.68	IE3	40	S1	1000	4.8296	898

Motor Speed Torque Data

Load	FL	I ₁	I ₂	I ₃	I ₄	I ₅	LR
TWT Hot	s 10000	36	24	20	18	16	15
TWT Cold	s 10000	72	48	39	36	32	30
Current	pu 1	2	3	3.5	4	4.5	4.8

Thermal Characteristics Chart

NOTE Refer data sheet for applicable standard and tolerances on performance parameters

 Issued By
Issued Date

REGAL