

# PRODUCT INFORMATION PACKET

**marathon®**

Model No: TCN0371A1113GAC010

Catalog No: TCN0371A1113GAC010

TerraMAX® Cast Iron Motor, 50 HP, 3 Ph, 50 Hz, 400 V, 3000 RPM, 200L Frame, TEFC





### Nameplate Specifications

Phase	3	Output HP	50 Hp
Output KW	37.0 kW	Voltage	400 V
Speed	2974 r/min	Service Factor	1
Frame	200L	Enclosure	Totally Enclosed Fan Cooled
Thermal Protection	No Protection	Efficiency	93.7 %
Ambient Temperature	40 °C	Frequency	50 Hz
Current	66.3 A	Power Factor	0.86
Duty	S1	Insulation Class	F
Drive End Bearing Size	6312	Opp Drive End Bearing Size	6212
UL	No	CSA	No
CE	Yes	IP Code	55
Number of Speeds	1	Efficiency Class	IE3

### Technical Specifications

Electrical Type	Squirrel Cage	Starting Method	Direct On Line
Poles	2	Rotation	Bi-Directional
Mounting	B3	Motor Orientation	Horizontal
Drive End Bearing	C3	Opp Drive End Bearing	C3
Frame Material	Cast Iron	Shaft Type	Keyed
Overall Length	769 mm	Frame Length	370 mm
Shaft Diameter	55 mm	Shaft Extension	110 mm
Assembly/Box Mounting	R Side		
Outline Drawing	0220000522	Connection Drawing	8442000085

This is an uncontrolled document once printed or downloaded and is subject to change without notice. Date Created:05/16/2025

## B



---

1

COPYRIGHT REGAL BELOIT AMERICA, INC. ALL RIGHTS RESERVED. UNCONTROLLED COPY  
 PROPRIETARY AND CONFIDENTIAL INFORMATION - THIS DOCUMENT IS THE PROPERTY OF  
 REGAL BELOIT AMERICA, INC. ("OWNER") AND CONTAINS OWNER'S PROPRIETARY  
 INFORMATION. ANY PERSON, CORPORATION OR OTHER FIRM RECEIVING IT IS DEEMED,  
 BY RECEIVING IT, TO AGREE THAT IT, AND/OR ANY PART OF IT, SHALL NOT BE DISCLOSED  
 TO ANY PERSON, CORPORATION OR OTHER ENTITY, DUPLICATED, AND/OR USED, EXCEPT  
 AS EXPRESSLY APPROVED IN WRITING IN ADVANCE BY OWNER. THIS DOCUMENT SHALL  
 BE RETURNED TO OWNER UPON REQUEST. IT MAY BE SUBJECT TO CERTAIN  
 RESTRICTIONS UNDER APPLICABLE EXPORT CONTROL LAWS AND REGULATIONS.

DRAWING REVISION <b>A</b>	REVISION BY <b>SN</b>	DATE <b>13/01/2017</b>
ECO <b>ECO-0116390</b>	APPROVED BY <b>SBD</b>	DATE <b>13/01/2017</b>
ECO DESCRIPTION <b>NEW DRAWING RELEASE</b>		

GEOMETRIC TOLERANCE		
LINEAR DIM	>0~6	±0.1
	>6~30	±0.2
	>30~120	±0.3



**NOTES:**

1. PRESSURE-SENSITIVE ADHESIVE COATED PAPER ON THE BACK OF SELF-ADHESIVE.
2. AT THE END OF YELLOW, WORDS, SYMBOLS, LETTERS ARE BLACK, BORDER IS BLACK.
3. THE TOLERANCE OF THE LINEAR SIZE OF THE TOLERANCE WITHOUT THE TOLERANCE BY THE TABLE.

8WD.442.2017



DRAWN BY <b>SN</b>	 <b>Regal Beloit America, Inc.</b>	
	DESCRIPTION <b>CONN DIAGRAM-NAMEPLATE</b>	
	DATE <b>16/12/2016</b>	
APPROVED BY <b>SBD</b>	MATERIAL	
	PROCESS/FINISH	
DATE <b>16/12/2016</b>	DRAWING NUMBER <b>8442000085</b>	
REFERENCE	SHEET <b>1 OF 1</b>	
THIRD ANGLE PROJECTION 	SIZE <b>A</b>	

**Model No.** TCN0371A1113GAC010

U (V)	Δ / Y Conn	f [Hz]	P [kW]	P [hp]	I [A]	n [RPM]	T [Nm]	IE Class	% EFF at __ load				PF at __ load			I <sub>A</sub> /I <sub>N</sub> [pu]	T <sub>A</sub> /T <sub>N</sub> [pu]	T <sub>K</sub> /T <sub>N</sub> [pu]
									5/4FL	FL	3/4FL	1/2FL	FL	3/4FL	1/2FL			
400	Δ	50	37	50	66.3	2974	119.73	IE3	-	93.7	93.7	92.5	0.86	0.82	0.72	7.8	2.4	3.8

Motor type	TCN		Degree of protection	IP 55	
Enclosure	TEFC		Mounting type	IM B3	
Frame Material	Cast Iron		Cooling method	IC 411	
Frame size	200L		Motor weight - approx.	296	kg
Duty	S1		Gross weight - approx.	326	kg
Voltage variation *	± 10%		Motor inertia	0.2934	kgm <sup>2</sup>
Frequency variation *	± 5%		Load inertia	Customer to Provide	
Combined variation *	10%		Vibration level	2.2	mm/s
Design	N		Noise level ( 1meter distance from motor)	73	dB(A)
Service factor	1.0		No. of starts hot/cold/Equally spread	2/3/4	
Insulation class	F		Starting method	DOL	
Ambient temperature	-20 to +40	°C	Type of coupling	Direct	
Temperature rise (by resistance)	80 [ Class B ]	K	LR withstand time (hot/cold)	18/36	s
Altitude above sea level	1000	meter	Direction of rotation	Bi-directional	
Hazardous area classification	Ex nA		Standard rotation	Clockwise form DE	
Zone classification	Zone 2		Paint shade	RAL 5014	
Gas group	IIC		Accessories		
Temperature class	T3		Accessory - 1	PTC 150°C	
Rotor type	Aluminum Die cast		Accessory - 2	-	
Bearing type	Anti-friction ball		Accessory - 3	-	
DE / NDE bearing	6312 C3 / 6212 C3		Terminal box position	RHS	
Lubrication method	Regreasable		Maximum cable size/conduit size	1R x 3C x 50mm <sup>2</sup> /2 x M40 x 1.5	
Type of grease	CHEVRON SRI-2 or Equivalent		Auxiliary terminal box	NA	

I<sub>A</sub>/I<sub>N</sub> - Locked Rotor Current / Rated Current

T<sub>K</sub>/T<sub>N</sub> - Breakdown Torque / Rated Torque

T<sub>A</sub>/T<sub>N</sub> - Locked Rotor Torque / Rated Torque

**NOTE**

ATEX/IEC Ex certified as per IEC/EN 60079-0; IEC/EN 60079-15

All performance values at rated voltage and frequency.

All performance parameters are subjected to standard tolerance as per IEC 60034-1

\* Voltage, Frequency and combined variation are as per IEC60034-1

Technical data are subject to change. There may be slight variations between calculated values in this datasheet and the motor nameplate figures.

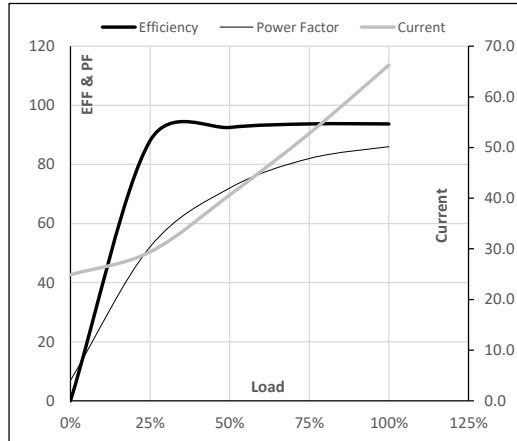
Efficiency	Europe	China	India	Aus/Nz	Brazil	Global IEC
Standards	IEC 60034-30-1	-	-	GEMS 2019	-	IEC:60034-30-1

**Model No.** TCN0371A1113GAC010

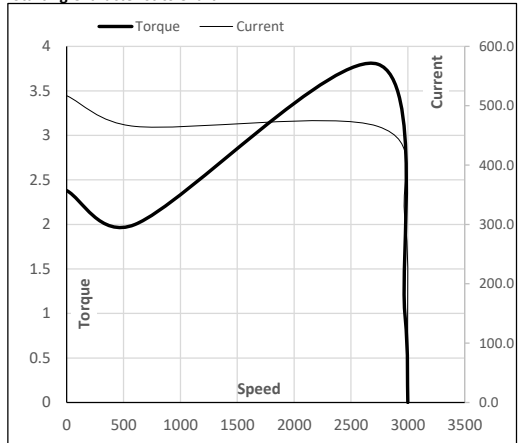
Enclosure	U (V)	Δ / Y Conn	f [Hz]	P [kW]	P [hp]	I [A]	n [RPM]	T [kgm]	T [Nm]	IE Class	Amb [°C]	Duty	Elevation [m]	Inertia [kg-m <sup>2</sup> ]	Weight [kg]
TEFC	400	Δ	50	37	50	66.3	2974	12.21	119.73	IE3	40	S1	1000	0.2934	296

**Motor Load Data**

Load Point		NL	1/4FL	1/2FL	3/4FL	FL	5/4FL
Current	A	24.9	29.4	40.6	52.8	66.3	
Torque	Nm	0.0	29.7	59.6	89.6	119.7	
Speed	r/min	3000	2993	2987	2981	2974	
Efficiency	%	0.0	88.0	92.5	93.7	93.7	
Power Factor	%	6.9	52.1	72.0	82.0	86.0	

**Performance vs Load Chart**

**Motor Speed Torque Data**

Load Point		LR	P-Up	BD	Rated	NL
Speed	r/min	0	600	2736	2974	3000
Current	A	516.9	465.2	312.3	66.3	24.9
Torque	pu	2.4	2.0	3.8	1	0

**Starting Characteristics Chart**

**NOTE** Refer data sheet for applicable standard and tolerances on performance parameters

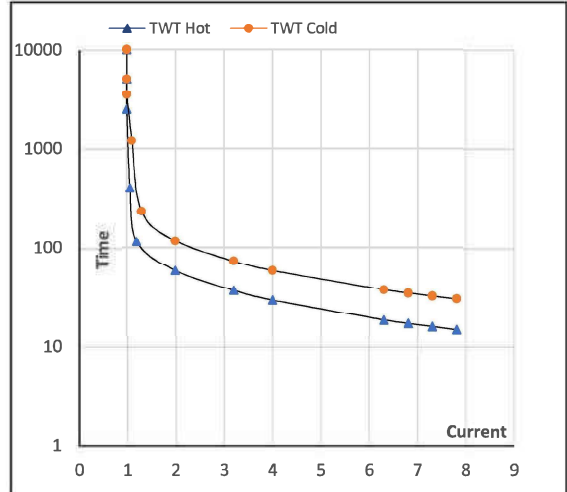
 Issued By  
Issued Date


**Model No.** TCN0371A1113GAC010

Enclosure	U (V)	$\Delta$ / Y Conn	f [Hz]	P [kW]	P [hp]	I [A]	n [rpm]	T [kgm]	T [Nm]	IE Class	Amb [°C]	Duty	Elevation [m]	Inertia [kg-m <sup>2</sup> ]	Weight [kg]
TEFC	400	$\Delta$	50	37	50.0	66.3	2974	12.21	119.73	IE3	40	S1	1000	0.2934	296

**Motor Speed Torque Data**

Load		FL	I <sub>1</sub>	I <sub>2</sub>	I <sub>3</sub>	I <sub>4</sub>	I <sub>5</sub>	LR
TWT Hot	s	10000	59	40	30	25	22	15
TWT Cold	s	10000	117	80	59	45	40	30
Current	pu	1	2	3	4	5	5.5	7.8

**Thermal Characteristics Chart**

**NOTE** Refer data sheet for applicable standard and tolerances on performance parameters

Issued By

Issued Date

REGAL