

PRODUCT INFORMATION PACKET

Model No: TCN0031A1133GAC010

Catalog No: TCN0031A1133GAC010

TerraMAX® Cast Iron Motor, 4 HP, 3 Ph, 50 Hz, 400 V, 3000 RPM, 100L Frame, TEFC



Regal and Marathon are trademarks of Regal Rexnord Corporation or one of its affiliated companies.

©2022 Regal Rexnord Corporation, All Rights Reserved. MC017097E



Nameplate Specifications

Output HP	4 Hp	Output KW	3.0 kW
Frequency	50 Hz	Voltage	400 V
Current	5.5 A	Speed	2889 rpm
Service Factor	1	Phase	3
Efficiency	87.1 %	Power Factor	0.9
Duty	S1	Insulation Class	F
Frame	100L	Enclosure	Totally Enclosed Fan Cooled
Thermal Protection	No Protection	Ambient Temperature	40 °C
Drive End Bearing Size	6206	Opp Drive End Bearing Size	6206
UL	No	CSA	No
CE	Yes	IP Code	55
Number of Speeds	1	Efficiency Class	IE3

Technical Specifications

Electrical Type	Squirrel Cage	Starting Method	Direct On Line
Poles	2	Rotation	Bi-Directional
Mounting	B35	Motor Orientation	Horizontal
Drive End Bearing	2z-C3	Opp Drive End Bearing	2z-C3
Frame Material	Cast Iron	Shaft Type	Keyed
Overall Length	398 mm	Frame Length	200 mm
Shaft Diameter	28 mm	Shaft Extension	60 mm
Assembly/Box Mounting	R Side		
Outline Drawing	0210000506	Connection Drawing	8442000085

This is an uncontrolled document once printed or downloaded and is subject to change without notice. Date Created:12/02/2022

COPYRIGHT REGAL BELOIT AMERICA, INC. ALL RIGHTS RESERVED. UNAUTHORIZED REPRODUCTION OR DISTRIBUTION OF THIS DOCUMENT IS PROHIBITED. REGAL BELOIT AMERICA, INC. ("OWNER") AND CONTAINS OWNER'S PROPRIETARY INFORMATION. ANY PERSON, CORPORATION OR OTHER FIRM RECEIVING IT IS DEEMED, BY RECEIVING IT, TO AGREE THAT IT, AND/OR ANY PART OF IT, SHALL NOT BE DISCLOSED TO ANY PERSON, CORPORATION OR OTHER ENTITY, DUPLICATED, AND/OR USED, EXCEPT AS EXPRESSLY APPROVED IN WRITING IN ADVANCE BY OWNER. THIS DOCUMENT SHALL BE RETURNED TO OWNER UPON REQUEST. IT MAY BE SUBJECT TO CERTAIN RESTRICTIONS UNDER APPLICABLE EXPORT CONTROL LAWS AND REGULATIONS.

DRAWING REVISION A	REVISION BY SN	DATE 13/01/2017
ECO ECO-0116390	APPROVED BY SBD	DATE 13/01/2017
ECO DESCRIPTION NEW DRAWING RELEASE		

GEOMETRIC TOLERANCE		
LINEAR DIM	>0~6	±0.1
	>6~30	±0.2
	>30~120	±0.3



NOTES:

1. PRESSURE-SENSITIVE ADHESIVE COATED PAPER ON THE BACK OF SELF-ADHESIVE.
2. AT THE END OF YELLOW, WORDS, SYMBOLS, LETTERS ARE BLACK, BORDER IS BLACK.
3. THE TOLERANCE OF THE LINEAR SIZE OF THE TOLERANCE WITHOUT THE TOLERANCE BY THE TABLE.

8WD.442.2017

	DRAWN BY SN		Regal Beloit America, Inc.
	DATE 16/12/2016		
	APPROVED BY SBD		DESCRIPTION CONN DIAGRAM-NAMEPLATE
	DATE 16/12/2016		
	REFERENCE		
	MATERIAL		PROCESS/FINISH
THIRD ANGLE PROJECTION	SIZE A	DRAWING NUMBER 8442000085	SHEET 1 OF 1

Model No. TCN0031A1133GAC010

U (V)	Δ / Y Conn	f [Hz]	P		I [A]	n [RPM]	T [Nm]	IE Class	% EFF at __ load				PF at __ load			I_A/I_N [pu]	T_A/T_N [pu]	T_K/T_N [pu]
			[kW]	[hp]					5/4FL	FL	3/4FL	1/2FL	FL	3/4FL	1/2FL			
400	Y	50	3	4.0	5.5	2889	9.86	IE3	-	87.1	87.1	86.6	0.9	0.85	0.74	7.9	3.2	3.6

Motor type	TCN	Degree of protection	IP 55
Enclosure	TEFC	Mounting type	IM B35
Frame Material	Cast Iron	Cooling method	IC 411
Frame size	100L	Motor weight - approx.	40 kg
Duty	S1	Gross weight - approx.	43 kg
Voltage variation *	± 10%	Motor inertia	0.0042 kgm ²
Frequency variation *	± 5%	Load inertia	Customer to Provide
Combined variation *	10%	Vibration level	1.6 mm/s
Design	N	Noise level (1meter distance from motor)	63 dB(A)
Service factor	1.0	No. of starts hot/cold/Equally spread	2/3/4
Insulation class	F	Starting method	DOL
Ambient temperature	-20 to +40 °C	Type of coupling	Direct
Temperature rise (by resistance)	80 [Class B] K	LR withstand time (hot/cold)	7/15 s
Altitude above sea level	1000 meter	Direction of rotation	Bi-directional
Hazardous area classification	Ex nA	Standard rotation	Clockwise form DE
Zone classification	Zone 2	Paint shade	RAL 5014
Gas group	IIC	Accessories	
Temperature class	T3	Accessory - 1	PTC 150°C
Rotor type	Aluminum Die cast	Accessory - 2	-
Bearing type	Anti-friction ball	Accessory - 3	-
DE / NDE bearing	6206-2Z / 6206-2Z	Terminal box position	RHS
Lubrication method	Greased for life	Maximum cable size/conduit size	1R x 3C x 10mm ² /2 x M20 x 1.5
Type of grease	NA	Auxiliary terminal box	NA

 I_A/I_N - Locked Rotor Current / Rated Current

 T_K/T_N - Breakdown Torque / Rated Torque

 T_A/T_N - Locked Rotor Torque / Rated Torque

NOTE

ATEX/IEC Ex certified as per IEC/EN 60079-0; IEC/EN 60079-15

All performance values at rated voltage and frequency.

All performance parameters are subjected to standard tolerance as per IEC 60034-1

* Voltage, Frequency and combined variation are as per IEC60034-1

Technical data are subject to change. There may be slight variations between calculated values in this datasheet and the motor nameplate figures.

Efficiency Standards	Europe IEC:60034-30-1	China -	India -	Aus/Nz GEMS 2019	Brazil -	Global IEC IEC:60034-30-1

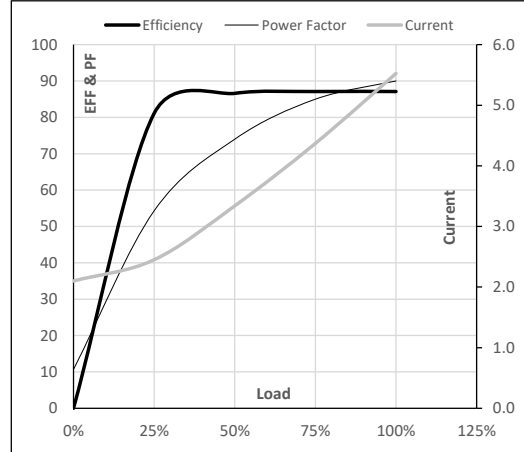
Model No. TCN0031A1133GAC010

Enclosure	U (V)	Δ / Y Conn	f [Hz]	P [kW]	P [hp]	I [A]	n [RPM]	T [kgm]	T [Nm]	IE Class	Amb [°C]	Duty	Elevation [m]	Inertia [kg-m ²]	Weight [kg]
TEFC	400	Y	50	3	4.0	5.5	2889	1.01	9.86	IE3	40	S1	1000	0.0042	40

Motor Load Data

Load Point		NL	1/4FL	1/2FL	3/4FL	FL	5/4FL
Current	A	2.1	2.5	3.3	4.4	5.5	
Torque	Nm	0.0	2.4	4.8	7.3	9.9	
Speed	r/min	3000	2973	2948	2920	2889	
Efficiency	%	0.0	81.1	86.6	87.1	87.1	
Power Factor	%	10.7	54.3	74.0	85.0	90.0	

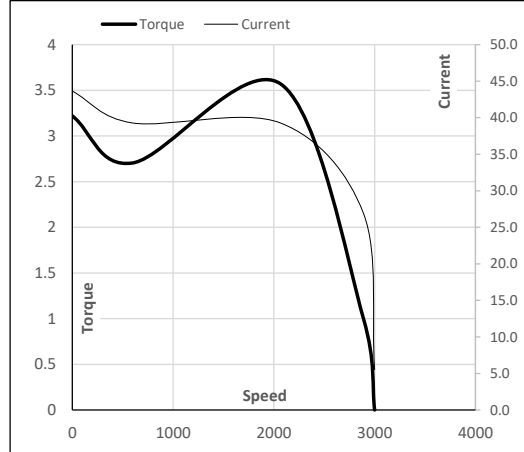
Performance vs Load Chart



Motor Speed Torque Data

Load Point		LR	P-Up	BD	Rated	NL
Speed	r/min	0	600	2067	2889	3000
Current	A	43.6	39.3	26.9	5.5	2.1
Torque	pu	3.2	2.7	3.6	1	0

Starting Characteristics Chart



NOTE Refer data sheet for applicable standard and tolerances on performance parameters

Issued By
Issued Date



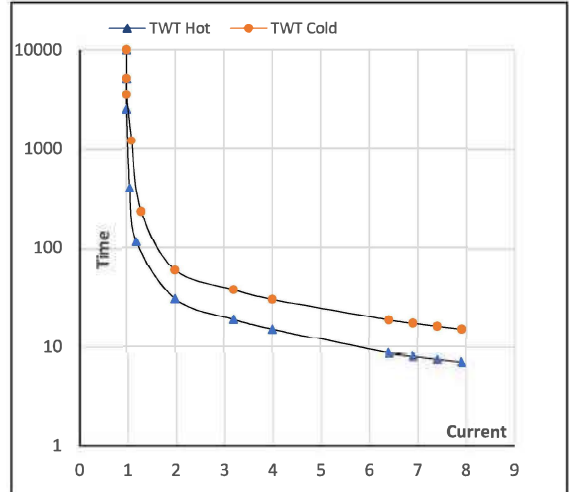
Model No. TCN0031A1133GAC010

Enclosure	U (V)	Δ / Y Conn	f [Hz]	P [kW]	P [hp]	I [A]	n [rpm]	T [kgm]	T [Nm]	IE Class	Amb [°C]	Duty	Elevation [m]	Inertia [kg-m ²]	Weight [kg]
TEFC	400	Y	50	3	4.0	5.5	2889	1.01	9.86	IE3	40	S1	1000	0.0042	40

Motor Speed Torque Data

Load	FL	I ₁	I ₂	I ₃	I ₄	I ₅	LR	
TWT Hot	s 10000	28	20	15	14	11	7	
TWT Cold	s 10000	60	40	30	28	25	15	
Current	pu	1	2	3	4	5	5.5	7.9

Thermal Characteristics Chart



NOTE Refer data sheet for applicable standard and tolerances on performance parameters

Issued By
Issued Date

