

PRODUCT INFORMATION PACKET

marathon®
Motors

Model No: TCM0372A2113GAC011

Catalog No: TCM0372A2113GAC011

TerraMAX® IE3, Mining Duty Motors, 37 kW, 3Ph, 4 Pole, 400/690V, B3, 50Hz, 225S Frame, TEFC



Regal and Marathon are trademarks of Regal Rexnord Corporation or one of its affiliated companies.

©2022 Regal Rexnord Corporation, All Rights Reserved. MC017097E

RegalRexnord

Nameplate Specifications

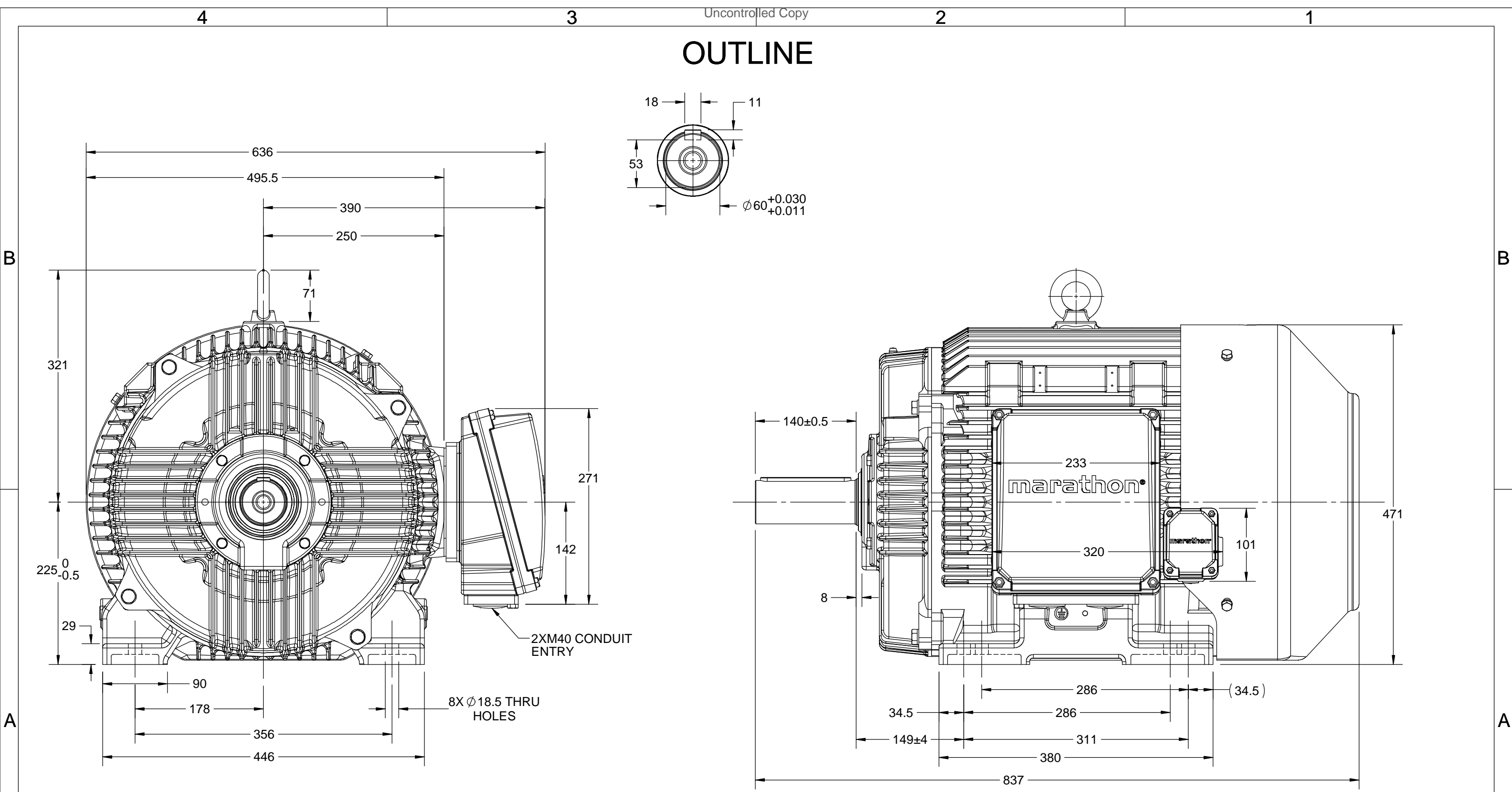
Output HP	50 Hp	Output KW	37.0 kW
Frequency	50 Hz	Voltage	400/690 V
Current	66.9 A	Speed	1484 rpm
Service Factor	1	Phase	3
Efficiency	93.9 %	Power Factor	0.85
Duty	S1	Insulation Class	H
Frame	225S	Enclosure	Totally Enclosed Fan Cooled
Thermal Protection	No Protection	Ambient Temperature	40 °C
Drive End Bearing Size	6313	Opp Drive End Bearing Size	6213
UL	NO	CSA	NO
CE	YES	IP Code	66
Number of Speeds	1	Efficiency Class	IE3

Technical Specifications

Electrical Type	Squirrel Cage	Starting Method	Direct On Line
Poles	4	Rotation	Bi-Directional
Mounting	B3	Motor Orientation	Horizontal
Drive End Bearing	C3	Opp Drive End Bearing	C3
Frame Material	Cast Iron	Shaft Type	Keyed
Overall Length	837 mm	Frame Length	400 mm
Shaft Diameter	60 mm	Shaft Extension	140 mm
Assembly/Box Mounting	RHS		
Connection Drawing	8442000086	Outline Drawing	0222500882

This is an uncontrolled document once printed or downloaded and is subject to change without notice. Date Created:12/02/2022

OUTLINE



DRAWING REVISION B	REVISION BY BISWA	DATE 13/08/2018
ECO ECO-0150057	APPROVED BY SBD	DATE 13/08/2018
ECO DESCRIPTION MODEL UPDATED WITH NEW STRUCTURE		
<small>COPYRIGHT REGAL BELOIT AMERICA, INC. ALL RIGHTS RESERVED. PROPRIETARY AND CONFIDENTIAL INFORMATION - THIS DOCUMENT IS THE PROPERTY OF REGAL BELOIT AMERICA, INC. ("OWNER") AND CONTAINS OWNER'S PROPRIETARY INFORMATION. ANY PERSON, CORPORATION OR OTHER FIRM RECEIVING IT IS DEEMED, BY RECEIVING IT, TO AGREE THAT IT, AND/OR ANY PART OF IT, SHALL NOT BE DISCLOSED TO ANY PERSON, CORPORATION OR OTHER ENTITY, DUPLICATED, AND/OR USED, EXCEPT AS EXPRESSLY APPROVED IN WRITING IN ADVANCE BY OWNER. THIS DOCUMENT SHALL BE RETURNED TO OWNER UPON REQUEST. IT MAY BE SUBJECT TO CERTAIN RESTRICTIONS UNDER APPLICABLE EXPORT CONTROL LAWS AND REGULATIONS.</small>		

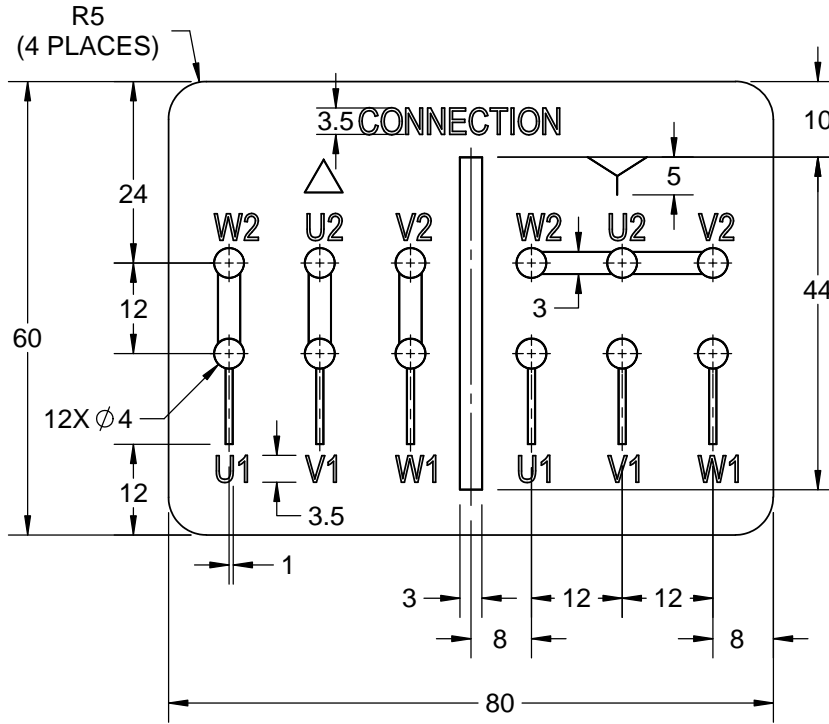
DRAWN BY LK
DATE 19/12/2017
APPROVED BY SBD
DATE 19/12/2017
REFERENCE
THIRD ANGLE PROJECTION

marathon™ Motors	
DESCRIPTION OUTLINE	
225S FR-B3 MTG 4-8P MOTOR TYPE: TCM	
MATERIAL	PROCESS/FINISH
SIZE B	DRAWING NUMBER 0222500882
SHEET 1 OF 1	

COPYRIGHT REGAL BELOIT AMERICA, INC. ALL RIGHTS RESERVED. PROPRIETARY AND CONFIDENTIAL INFORMATION - THIS DOCUMENT IS THE PROPERTY OF REGAL BELOIT AMERICA, INC. ("OWNER") AND CONTAINS OWNER'S PROPRIETARY INFORMATION. ANY PERSON, CORPORATION OR OTHER FIRM RECEIVING IT IS DEEMED, BY RECEIVING IT, TO AGREE THAT IT, AND/OR ANY PART OF IT, SHALL NOT BE DISCLOSED TO ANY PERSON, CORPORATION OR OTHER ENTITY, DUPLICATED, AND/OR USED, EXCEPT AS EXPRESSLY APPROVED IN WRITING IN ADVANCE BY OWNER. THIS DOCUMENT SHALL BE RETURNED TO OWNER UPON REQUEST. IT MAY BE SUBJECT TO CERTAIN RESTRICTIONS UNDER APPLICABLE EXPORT CONTROL LAWS AND REGULATIONS.

DRAWING REVISION A	REVISION BY SN	DATE 13/01/2016
ECO ECO-0116390	APPROVED BY SBD	DATE 13/01/2016
ECO DESCRIPTION NEW DRAWING RELEASE		

GENERAL TOLERANCE		
LINEAR DIM	>0~6	±0.1
	>6~30	±0.2
	>30~120	±0.3



NOTES:

1. PRESSURE-SENSITIVE ADHESIVE TAPE COATED WITH ANTI-ADHESIVE.
2. AT THE END OF YELLOW, WORDS, SYMBOLS, LETTERS ARE BLACK.
3. THE TOLERANCE OF THE LINEAR SIZE OF THE TOLERANCE WITHOUT THE TOLERANCE BY THE TABLE.

8WD.864.1008

	DRAWN BY SN		Regal Beloit America, Inc.
	DATE 16/12/2016		
	APPROVED BY SBD		
	DATE 16/12/2016		
	REFERENCE		
DESCRIPTION CONN DIAGRAM-NAMEPLATE			
MATERIAL		PROCESS/FINISH	
THIRD ANGLE PROJECTION	SIZE A	DRAWING NUMBER 8442000086	SHEET 1 OF 1

Model No. TCM0372A2113GAC011

U (V)	Δ / Y Conn	f [Hz]	P		I [A]	n [RPM]	T [Nm]	IE Class	% EFF at __ load				PF at __ load			I _A /I _N [pu]	T _A /T _N [pu]	T _K /T _N [pu]
			[kW]	[hp]					5/4FL	FL	3/4FL	1/2FL	FL	3/4FL	1/2FL			
400	Δ	50	37	50	66.9	1484	239.99	IE3	-	93.9	93.9	94	0.85	0.81	0.71	7.3	2.4	3.1

Motor type	TCM	Degree of protection	IP 66
Enclosure	TEFC	Mounting type	IM B3
Frame Material	Cast Iron	Cooling method	IC 411
Frame size	225S	Motor weight - approx.	385 kg
Duty	S1	Gross weight - approx.	415 kg
Voltage variation *	± 10%	Motor inertia	0.6683 kgm ²
Frequency variation *	± 5%	Load inertia	Customer to Provide
Combined variation *	10%	Vibration level	2.2 mm/s
Design	N	Noise level (1meter distance from motor)	65 dB(A)
Service factor	1.15	No. of starts hot/cold/Equally spread	2/3/4
Insulation class	H	Starting method	DOL
Ambient temperature	-20 to +40 °C	Type of coupling	Direct
Temperature rise (by resistance)	80 [Class B] K	LR withstand time (hot/cold)	18/36 s
Altitude above sea level	1000 meter	Direction of rotation	Bi-directional
Hazardous area classification	NA	Standard rotation	Clockwise form DE
Zone classification	NA	Paint shade	RAL 2008
Gas group	NA	Accessories	
Temperature class	NA	Accessory - 1	PTC 150°C
Rotor type	Aluminum Die cast	Accessory - 2	-
Bearing type	Anti-friction ball	Accessory - 3	-
DE / NDE bearing	6313-C3 / 6213-C3	Terminal box position	RHS
Lubrication method	Regreasable	Maximum cable size/conduit size	1R x 3C x 95mm ² /2 x M50 x 1.5
Type of grease	CHEVRON SRI-2 or Equivalent	Auxiliary terminal box	YES

I_A/I_N - Locked Rotor Current / Rated Current

T_K/T_N - Breakdown Torque / Rated Torque

T_A/T_N - Locked Rotor Torque / Rated Torque

NOTE

All performance values at rated voltage and frequency.

All performance parameters are subjected to standard tolerance as per IEC 60034-1

* Voltage, Frequency and combine variation are as per IEC60034-1

Technical data are subject to change. There may be slight variations between calculated values in this datasheet and the motor nameplate figures.

Efficiency Standards	Europe IEC:60034-30-1	China -	India -	Aus/Nz AS/NZ 1359:5:2004	Brazil -	Global IEC IEC:60034-30-1

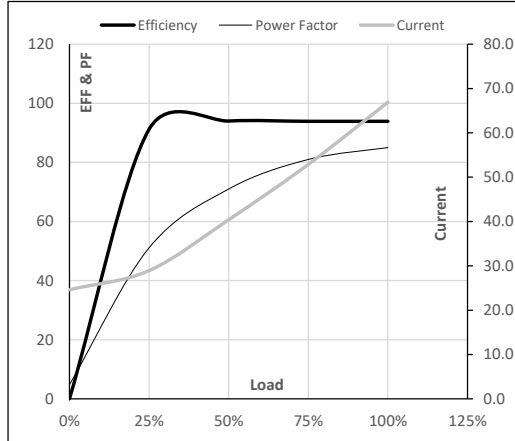
Model No. TCM0372A2113GAC011

Enclosure	U (V)	Δ / Y Conn	f [Hz]	P [kW]	P [hp]	I [A]	n [RPM]	T [kgm]	T [Nm]	IE Class	Amb [°C]	Duty	Elevation [m]	Inertia [kg-m ²]	Weight [kg]
TEFC	400	Δ	50	37	50.0	66.9	1484	24.47	239.99	IE3	40	S1	1000	0.6683	385

Motor Load Data

Load Point		NL	1/4FL	1/2FL	3/4FL	FL	5/4FL
Current	A	24.6	28.9	40.4	52.9	66.9	
Torque	Nm	0.0	59.5	119.3	179.5	240.0	
Speed	r/min	1500	1496	1492	1488	1484	
Efficiency	%	0.0	91.2	94.0	93.9	93.9	
Power Factor	%	4.8	51.1	71.0	81.0	85.0	

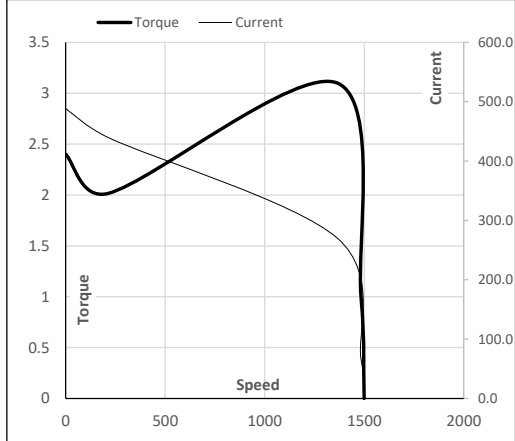
Performance vs Load Chart



Motor Speed Torque Data

Load Point		LR	P-Up	BD	Rated	NL
Speed	r/min	0	214	1365	1484	1500
Current	A	488.4	439.6	270.1	66.9	24.6
Torque	pu	2.4	2.0	3.1	1	0

Starting Characteristics Chart



NOTE Refer data sheet for applicable standard and tolerances on performance parameters

Issued By
Issued Date



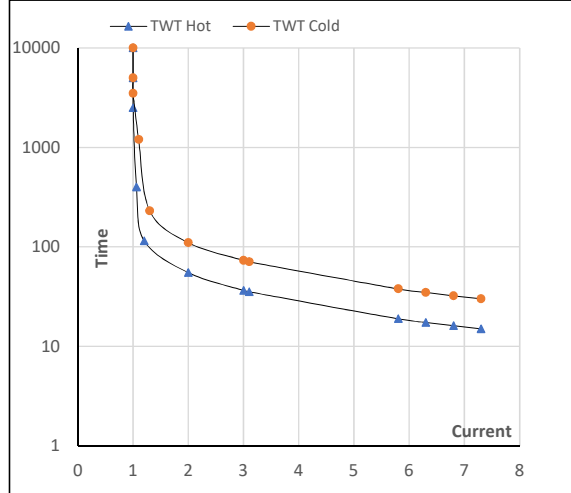
Model No. TCM0372A2113GAC011

Enclosure	U (V)	Δ / Y Conn	f [Hz]	P [kW]	P [hp]	I [A]	n [rpm]	T [kgm]	T [Nm]	IE Class	Amb [°C]	Duty	Elevation [m]	Inertia [kg-m ²]	Weight [kg]
TEFC	400	Δ	50	37	50	66.9	1484	24.47	239.99	IE3	40	S1	1000	0.6683	385

Motor Speed Torque Data

Load	FL	I ₁	I ₂	I ₃	I ₄	I ₅	LR	
TWT Hot	s 10000	55	37	30	25	20	15	
TWT Cold	s 10000	110	73	60	45	40	30	
Current	pu	1	2	3	4	5	5.5	7.3

Thermal Characteristics Chart



NOTE Refer data sheet for applicable standard and tolerances on performance parameters

Issued By
Issued Date

