

PRODUCT INFORMATION PACKET

marathon®
Motors

Model No: TCAP752AF133GAC010

Catalog No: TCAP752AF133GAC010

TerraMAX® Cast Iron Motor, 1 HP, 3 Ph, 50 Hz, 380 V, 1500 RPM, 80M Frame, TEFC



Regal and Marathon are trademarks of Regal Rexnord Corporation or one of its affiliated companies.

©2022 Regal Rexnord Corporation, All Rights Reserved. MC017097E

RegalRexnord

Nameplate Specifications

Output HP	1 Hp	Output KW	0.75 kW
Frequency	50 Hz	Voltage	380 V
Current	1.8 A	Speed	1446 rpm
Service Factor	1	Phase	3
Efficiency	82.5 %	Power Factor	0.75
Duty	S1	Insulation Class	F
Frame	80M	Enclosure	Totally Enclosed Fan Cooled
Thermal Protection	No Protection	Ambient Temperature	40 °C
Drive End Bearing Size	6204	Opp Drive End Bearing Size	6204
UL	No	CSA	No
CE	Yes	IP Code	55
Number of Speeds	1	Efficiency Class	IE3

Technical Specifications

Electrical Type	Squirrel Cage	Starting Method	Direct On Line
Poles	4	Rotation	Bi-Directional
Mounting	B35	Motor Orientation	Horizontal
Drive End Bearing	2Z-C3	Opp Drive End Bearing	2Z-C3
Frame Material	Cast Iron	Shaft Type	Keyed
Overall Length	281 mm	Frame Length	140 mm
Shaft Diameter	19 mm	Shaft Extension	40 mm
Assembly/Box Mounting	R Side		
Outline Drawing	0208000372	Connection Drawing	8442000085

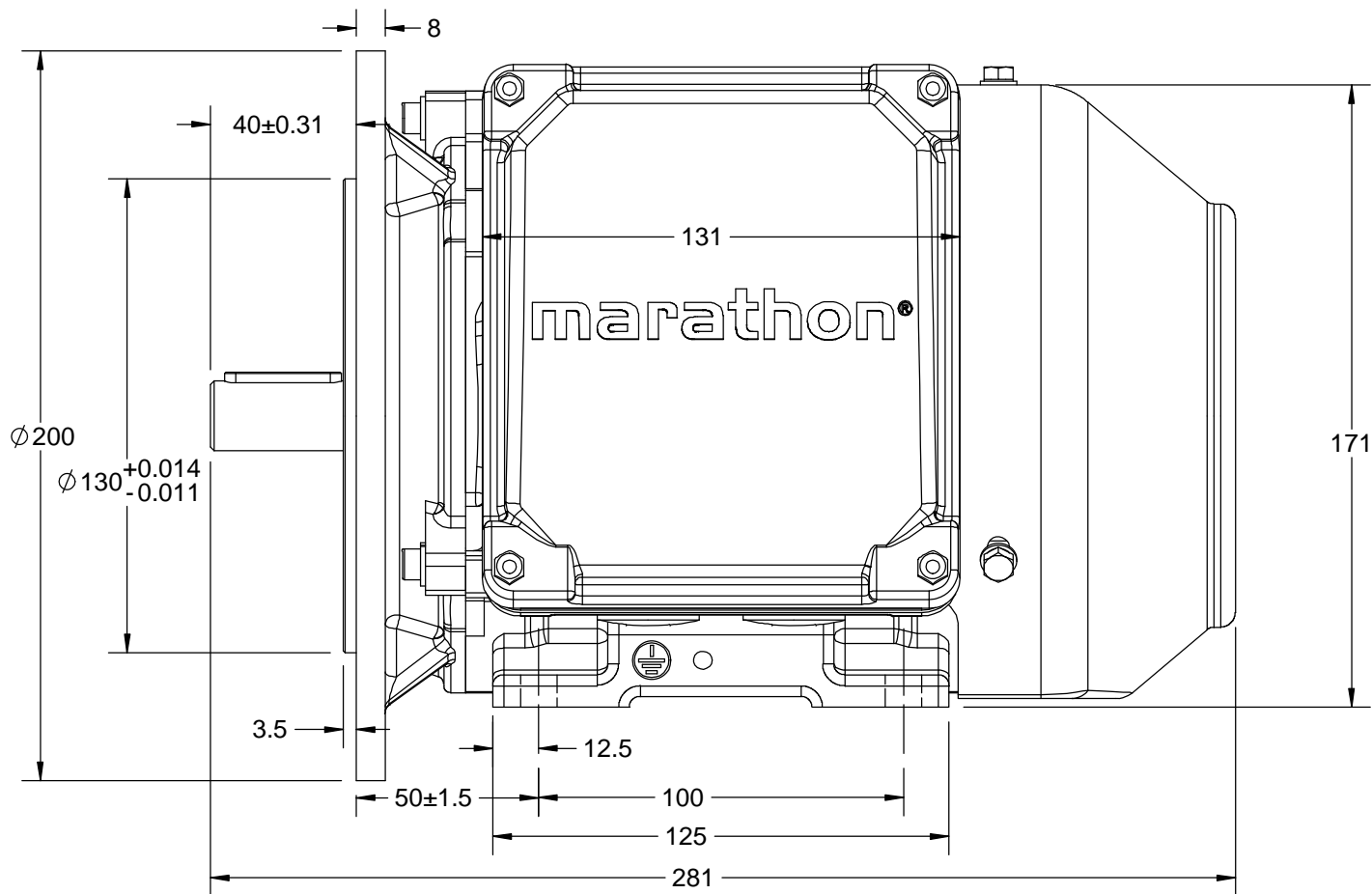
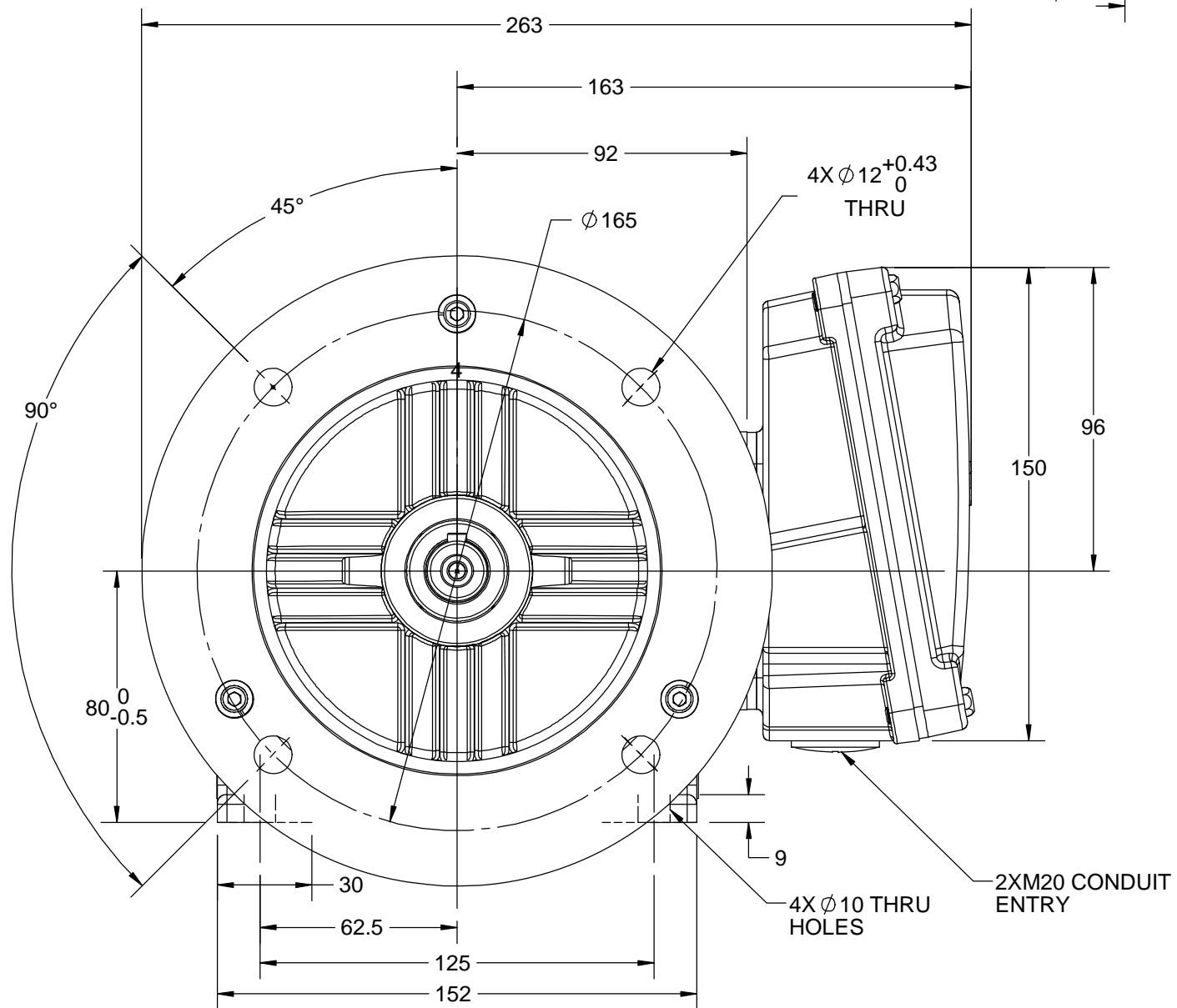
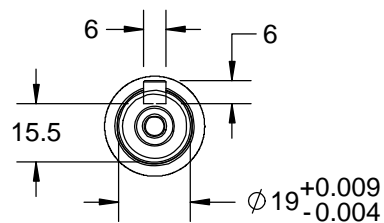
This is an uncontrolled document once printed or downloaded and is subject to change without notice. Date Created:12/01/2022

B

B

A

A



DRAWING REVISION B	REVISION BY BISWA	DATE 09/08/2018
ECO ECO-0150692	APPROVED BY SBD	DATE 09/08/2018
DRAWING UPDATED		
COPYRIGHT REGAL BELOIT AMERICA, INC. ALL RIGHTS RESERVED. PROPRIETARY AND CONFIDENTIAL INFORMATION - THIS DOCUMENT IS THE PROPERTY OF REGAL BELOIT AMERICA, INC. ("OWNER") AND CONTAINS OWNER'S PROPRIETARY INFORMATION. ANY PERSON, CORPORATION OR OTHER FIRM RECEIVING IT IS DEEMED, BY RECEIVING IT, TO AGREE THAT IT, AND/OR ANY PART OF IT, SHALL NOT BE DISCLOSED TO ANY PERSON, CORPORATION OR OTHER ENTITY, DUPLICATED, AND/OR USED, EXCEPT AS EXPRESSLY APPROVED IN WRITING IN ADVANCE BY OWNER. THIS DOCUMENT SHALL BE RETURNED TO OWNER UPON REQUEST. IT MAY BE SUBJECT TO CERTAIN RESTRICTIONS UNDER APPLICABLE EXPORT CONTROL LAWS AND REGULATIONS.		

DRAWN BY BISWA	marathon™ Motors		
DATE 09/07/2018			
APPROVED BY SBD	DESCRIPTION OUTLINE		
DATE 09/07/2018	80M FR- B35 MTG. MOTOR TYPE TCA/QCA-RHS TB		
REFERENCE	MATERIAL	PROCESS/FINISH	
THIRD ANGLE PROJECTION	SIZE B	DRAWING NUMBER 0208000372	SHEET 1 OF 1

COPYRIGHT REGAL BELOIT AMERICA, INC. ALL RIGHTS RESERVED. UNCONTROLLED COPY
 PROPRIETARY AND CONFIDENTIAL INFORMATION - THIS DOCUMENT IS THE PROPERTY OF
 REGAL BELOIT AMERICA, INC. ("OWNER") AND CONTAINS OWNER'S PROPRIETARY
 INFORMATION. ANY PERSON, CORPORATION OR OTHER FIRM RECEIVING IT IS DEEMED,
 BY RECEIVING IT, TO AGREE THAT IT, AND/OR ANY PART OF IT, SHALL NOT BE DISCLOSED
 TO ANY PERSON, CORPORATION OR OTHER ENTITY, DUPLICATED, AND/OR USED, EXCEPT
 AS EXPRESSLY APPROVED IN WRITING IN ADVANCE BY OWNER. THIS DOCUMENT SHALL
 BE RETURNED TO OWNER UPON REQUEST. IT MAY BE SUBJECT TO CERTAIN
 RESTRICTIONS UNDER APPLICABLE EXPORT CONTROL LAWS AND REGULATIONS.

DRAWING REVISION A	REVISION BY SN	DATE 13/01/2017
ECO ECO-0116390	APPROVED BY SBD	DATE 13/01/2017
ECO DESCRIPTION NEW DRAWING RELEASE		

GEOMETRIC TOLERANCE		
LINEAR DIM	>0~6	±0.1
	>6~30	±0.2
	>30~120	±0.3



NOTES:

1. PRESSURE-SENSITIVE ADHESIVE COATED PAPER ON THE BACK OF SELF-ADHESIVE.
2. AT THE END OF YELLOW, WORDS, SYMBOLS, LETTERS ARE BLACK, BORDER IS BLACK.
3. THE TOLERANCE OF THE LINEAR SIZE OF THE TOLERANCE WITHOUT THE TOLERANCE BY THE TABLE.

8WD.442.2017

	DRAWN BY SN		Regal Beloit America, Inc.				
	DATE 16/12/2016						
	APPROVED BY SBD		DESCRIPTION CONN DIAGRAM-NAMEPLATE				
	DATE 16/12/2016						
	REFERENCE		MATERIAL		PROCESS/FINISH		
	THIRD ANGLE PROJECTION		SIZE A		DRAWING NUMBER 8442000085		SHEET 1 OF 1

Model No. TCAP752AF133GAC010

U (V)	Δ / Y Conn	f [Hz]	P [kW]	P [hp]	I [A]	n [RPM]	T [Nm]	IE Class	% EFF at __ load				PF at __ load			I _A /I _N [pu]	T _A /T _N [pu]	T _K /T _N [pu]
380	Y	50	0.75	1	1.84	1446	4.92	IE3	5/4FL	FL	3/4FL	1/2FL	FL	3/4FL	1/2FL	6.6	3.0	3

Motor type	TCA	Degree of protection	IP 55
Enclosure	TEFC	Mounting type	IM B35
Frame Material	Cast Iron	Cooling method	IC 411
Frame size	80M	Motor weight - approx.	23 kg
Duty	S1	Gross weight - approx.	24 kg
Voltage variation *	± 10%	Motor inertia	0.0031 kgm ²
Frequency variation *	± 5%	Load inertia	Customer to Provide
Combined variation *	10%	Vibration level	1.6 mm/s
Design	N	Noise level (1meter distance from motor)	54 dB(A)
Service factor	1.0	No. of starts hot/cold/Equally spread	2/3/4
Insulation class	F	Starting method	DOL
Ambient temperature	-20 to +40 °C	Type of coupling	Direct
Temperature rise (by resistance)	80 [Class B] K	LR withstand time (hot/cold)	15/30 s
Altitude above sea level	1000 meter	Direction of rotation	Bi-directional
Hazardous area classification	NA	Standard rotation	Clockwise form DE
Zone classification	NA	Paint shade	RAL 5014
Gas group	NA	Accessories	
Temperature class	NA	Accessory - 1	PTC 150°C
Rotor type	Aluminum Die cast	Accessory - 2	-
Bearing type	Anti-friction ball	Accessory - 3	-
DE / NDE bearing	6204-2Z / 6204-2Z	Terminal box position	RHS
Lubrication method	Greased for life	Maximum cable size/conduit size	1R x 3C x 10mm ² /2 x M20 x 1.5
Type of grease	NA	Auxiliary terminal box	NA

 I_A/I_N - Locked Rotor Current / Rated Current

 T_K/T_N - Breakdown Torque / Rated Torque

 T_A/T_N - Locked Rotor Torque / Rated Torque

NOTE

All performance values at rated voltage and frequency.

All performance parameters are subjected to standard tolerance as per IEC 60034-1

* Voltage, Frequency and combine variation are as per IEC60034-1

Technical data are subject to change. There may be discrepancies between calculated and name plate values.

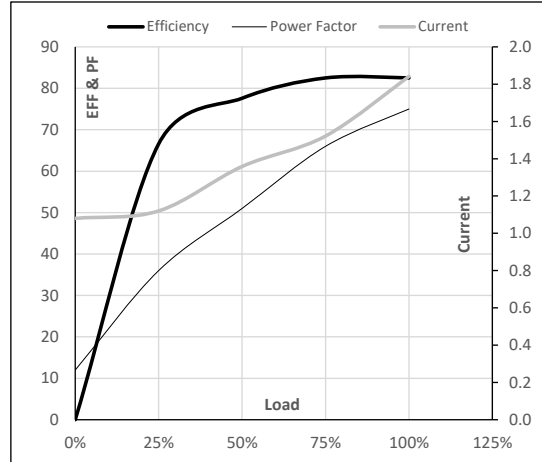
Efficiency	Europe	China	India	Aus/Nz	Brazil	Global IEC
Standards	-	GB 18613-2012 Grade 2	-	-	-	IEC: 60034-30

Model No. TCAP752AF133GAC010

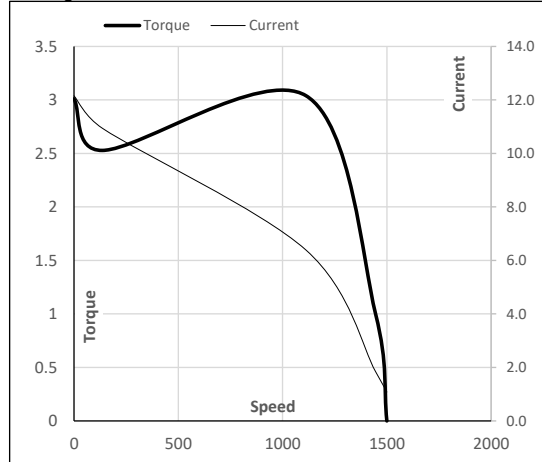
Enclosure	U (V)	Δ / Y Conn	f [Hz]	P [kW]	P [hp]	I [A]	n [RPM]	T [kgm]	T [Nm]	IE Class	Amb [°C]	Duty	Elevation [m]	Inertia [kg-m ²]	Weight [kg]
TEFC	380	Y	50	0.75	1.0	1.8	1446	0.50	4.92	IE3	40	S1	1000	0.0031	23

Motor Load Data

Load Point		NL	1/4FL	1/2FL	3/4FL	FL	5/4FL
Current	A	1.1	1.1	1.4	1.5	1.8	
Torque	Nm	0.0	1.2	2.4	3.7	4.9	
Speed	r/min	1500	1486	1474	1461	1446	
Efficiency	%	0.0	66.6	77.6	82.5	82.5	
Power Factor	%	12.0	36.0	51.0	66.0	75.0	

Performance vs Load Chart

Motor Speed Torque Data

Load Point		LR	P-Up	BD	Rated	NL
Speed	r/min	0	136	1112	1446	1500
Current	A	12.2	10.9	6.4	1.8	1.1
Torque	pu	3.0	2.5	3.0	1	0

Starting Characteristics Chart

NOTE Refer data sheet for applicable standard and tolerances on performance parameters

Issued By

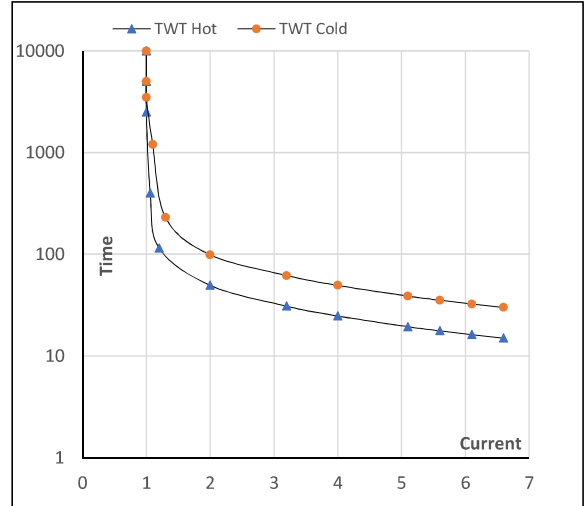
Issued Date


TerraMAX®
Model No. TCAP752AF133GAC010

Enclosure	U (V)	Δ / Y Conn	f [Hz]	P [kW]	P [hp]	I [A]	n [rpm]	T [kgm]	T [Nm]	IE Class	Amb [°C]	Duty	Elevation [m]	Inertia [kg-m ²]	Weight [kg]
TEFC	380	Y	50	0.75	1.0	1.8	1446	0.50	4.92	IE3	40	S1	1000	0.0031	23

Motor Speed Torque Data

Load	FL	I_1	I_2	I_3	I_4	I_5	LR
TWT Hot	s 10000	50	34	25	22	18	15
TWT Cold	s 10000	99	65	50	42	37	30
Current	pu 1	2	3	4	5	5.5	6.6

Thermal Characteristics Chart

NOTE Refer data sheet for applicable standard and tolerances on performance parameters

Issued By

Issued Date

REGAL