

# PRODUCT INFORMATION PACKET

**marathon®**  
Motors

Model No: TCA7P52AF171GAC010

Catalog No: TCA7P52AF171GAC010

TerraMAX® Cast Iron Motor, 10 HP, 3 Ph, 50 Hz, 380 V, 1500 RPM, 132M Frame, TEFC



Regal and Marathon are trademarks of Regal Rexnord Corporation or one of its affiliated companies.

©2022 Regal Rexnord Corporation, All Rights Reserved. MC017097E

**RegalRexnord**

### Nameplate Specifications

|                        |               |                            |                             |
|------------------------|---------------|----------------------------|-----------------------------|
| Output HP              | 10 Hp         | Output KW                  | 7.5 kW                      |
| Frequency              | 50 Hz         | Voltage                    | 380 V                       |
| Current                | 15.2 A        | Speed                      | 1470 rpm                    |
| Service Factor         | 1             | Phase                      | 3                           |
| Efficiency             | 90.4 %        | Power Factor               | 0.83                        |
| Duty                   | S1            | Insulation Class           | F                           |
| Frame                  | 132M          | Enclosure                  | Totally Enclosed Fan Cooled |
| Thermal Protection     | No Protection | Ambient Temperature        | 40 °C                       |
| Drive End Bearing Size | 6308          | Opp Drive End Bearing Size | 6208                        |
| UL                     | No            | CSA                        | No                          |
| CE                     | Yes           | IP Code                    | 55                          |
| Number of Speeds       | 1             | Efficiency Class           | IE3                         |

### Technical Specifications

|                       |               |                       |                |
|-----------------------|---------------|-----------------------|----------------|
| Electrical Type       | Squirrel Cage | Starting Method       | Direct On Line |
| Poles                 | 4             | Rotation              | Bi-Directional |
| Mounting              | B14A          | Motor Orientation     | Horizontal     |
| Drive End Bearing     | 2Z-C3         | Opp Drive End Bearing | 2Z-C3          |
| Frame Material        | Cast Iron     | Shaft Type            | Keyed          |
| Overall Length        | 503 mm        | Frame Length          | 240 mm         |
| Shaft Diameter        | 38 mm         | Shaft Extension       | 80 mm          |
| Assembly/Box Mounting | Top           |                       |                |
| Outline Drawing       | 0213200590    | Connection Drawing    | 8442000085     |

This is an uncontrolled document once printed or downloaded and is subject to change without notice. Date Created:12/01/2022



COPYRIGHT REGAL BELOIT AMERICA, INC. ALL RIGHTS RESERVED. UNCONTROLLED COPY  
 PROPRIETARY AND CONFIDENTIAL INFORMATION - THIS DOCUMENT IS THE PROPERTY OF  
 REGAL BELOIT AMERICA, INC. ("OWNER") AND CONTAINS OWNER'S PROPRIETARY  
 INFORMATION. ANY PERSON, CORPORATION OR OTHER FIRM RECEIVING IT IS DEEMED,  
 BY RECEIVING IT, TO AGREE THAT IT, AND/OR ANY PART OF IT, SHALL NOT BE DISCLOSED  
 TO ANY PERSON, CORPORATION OR OTHER ENTITY, DUPLICATED, AND/OR USED, EXCEPT  
 AS EXPRESSLY APPROVED IN WRITING IN ADVANCE BY OWNER. THIS DOCUMENT SHALL  
 BE RETURNED TO OWNER UPON REQUEST. IT MAY BE SUBJECT TO CERTAIN  
 RESTRICTIONS UNDER APPLICABLE EXPORT CONTROL LAWS AND REGULATIONS.

|  |                    |                    |
|--|--------------------|--------------------|
| DRAWING REVISION<br>A                  | REVISION BY<br>SN  | DATE<br>13/01/2017 |
| ECO<br>ECO-0116390                     | APPROVED BY<br>SBD | DATE<br>13/01/2017 |
| ECO DESCRIPTION<br>NEW DRAWING RELEASE |                    |                    |

| GEOMETRIC TOLERANCE |         |      |
|---------------------|---------|------|
| LINEAR DIM          | >0~6    | ±0.1 |
|                     | >6~30   | ±0.2 |
|                     | >30~120 | ±0.3 |



# NOTES:

1. PRESSURE-SENSITIVE ADHESIVE COATED PAPER ON THE BACK OF SELF-ADHESIVE.
2. AT THE END OF YELLOW, WORDS, SYMBOLS, LETTERS ARE BLACK, BORDER IS BLACK.
3. THE TOLERANCE OF THE LINEAR SIZE OF THE TOLERANCE WITHOUT THE TOLERANCE BY THE TABLE.

8WD.442.2017

|  |                        |                                       |                              |                 |
|--|------------------------|---------------------------------------|------------------------------|-----------------|
|  | DRAWN BY<br>SN         | Regal Beloit America, Inc.            |                              |                 |
|  | DATE<br>16/12/2016     |                                       |                              |                 |
|  | APPROVED BY<br>SBD     | DESCRIPTION<br>CONN DIAGRAM-NAMEPLATE |                              |                 |
|  | DATE<br>16/12/2016     |                                       |                              |                 |
|  | REFERENCE              | MATERIAL                              | PROCESS/FINISH               |                 |
|  | THIRD ANGLE PROJECTION | SIZE<br>A                             | DRAWING NUMBER<br>8442000085 | SHEET<br>1 OF 1 |

**Model No.** TCA7P52AF171GAC010

| U<br>(V) | $\Delta / Y$<br>Conn | f<br>[Hz] | P<br>[kW] | P<br>[hp] | I<br>[A] | n<br>[RPM] | T<br>[Nm] | IE<br>Class | % EFF at __ load |      |       |       | PF at __ load |       |       | $I_A/I_N$<br>[pu] | $T_A/T_N$<br>[pu] | $T_K/T_N$<br>[pu] |
|----------|----------------------|-----------|-----------|-----------|----------|------------|-----------|-------------|------------------|------|-------|-------|---------------|-------|-------|-------------------|-------------------|-------------------|
|          |                      |           |           |           |          |            |           |             | 5/4FL            | FL   | 3/4FL | 1/2FL | FL            | 3/4FL | 1/2FL |                   |                   |                   |
| 380      | $\Delta$             | 50        | 7.5       | 10        | 15.19    | 1470       | 48.47     | IE3         | -                | 90.4 | 90.4  | 90.4  | 0.83          | 0.77  | 0.65  | 7.5               | 2.8               | 3.0               |
|          |                      |           |           |           |          |            |           |             |                  |      |       |       |               |       |       |                   |                   |                   |

|                                  |                    |   |  |
|----------------------------------|--------------------|---|--|
| Motor type                       | TCA                | Degree of protection                      | IP 55                                      |
| Enclosure                        | TEFC               | Mounting type                             | IM B14A                                    |
| Frame Material                   | Cast Iron          | Cooling method                            | IC 411                                     |
| Frame size                       | 132M               | Motor weight - approx.                    | 93 kg                                      |
| Duty                             | S1                 | Gross weight - approx.                    | 96 kg                                      |
| Voltage variation *              | $\pm 10\%$         | Motor inertia                             | 0.0550 kgm <sup>2</sup>                    |
| Frequency variation *            | $\pm 5\%$          | Load inertia                              | Customer to Provide                        |
| Combined variation *             | 10%                | Vibration level                           | 1.6 mm/s                                   |
| Design                           | N                  | Noise level ( 1meter distance from motor) | 61 dB(A)                                   |
| Service factor                   | 1.0                | No. of starts hot/cold/Equally spread     | 2/3/4                                      |
| Insulation class                 | F                  | Starting method                           | DOL  |
| Ambient temperature              | -20 to +40 °C      | Type of coupling                          | Direct                                     |
| Temperature rise (by resistance) | 80 [ Class B ] K   | LR withstand time (hot/cold)              | 10/20 s                                    |
| Altitude above sea level         | 1000 meter         | Direction of rotation                     | Bi-directional                             |
| Hazardous area classification    | NA                 | Standard rotation                         | Clockwise form DE                          |
| Zone classification              | NA                 | Paint shade                               | RAL 5014                                   |
| Gas group                        | NA                 | Accessories                               |  |
| Temperature class                | NA                 | Accessory - 1                             | PTC 150°C                                  |
| Rotor type                       | Aluminum Die cast  | Accessory - 2                             | -  |
| Bearing type                     | Anti-friction ball | Accessory - 3                             | -  |
| DE / NDE bearing                 | 6308-2Z / 6208-2Z  | Terminal box position                     | TOP  |
| Lubrication method               | Greased for life   | Maximum cable size/conduit size           | 1R x 3C x 16mm <sup>2</sup> /2 x M25 x 1.5 |
| Type of grease                   | NA                 | Auxiliary terminal box                    | NA   |

 $I_A/I_N$  - Locked Rotor Current / Rated Current

 $T_K/T_N$  - Breakdown Torque / Rated Torque

 $T_A/T_N$  - Locked Rotor Torque / Rated Torque

**NOTE**

All performance values at rated voltage and frequency.

All performance parameters are subjected to standard tolerance as per IEC 60034-1

\* Voltage, Frequency and combine variation are as per IEC60034-1

Technical data are subject to change. There may be discrepancies between calculated and name plate values.

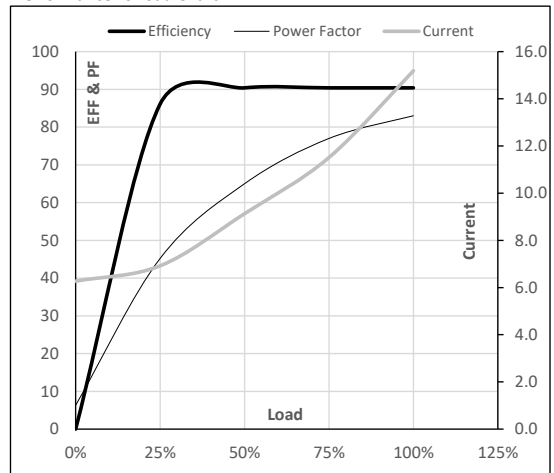
| Efficiency | Europe | China                 | India | Aus/Nz | Brazil | Global IEC    |
|------------|--------|-----------------------|-------|--------|--------|---------------|
| Standards  | -      | GB 18613-2012 Grade 2 | -     | -      | -      | IEC: 60034-30 |

**Model No.** TCA7P52AF171GAC010

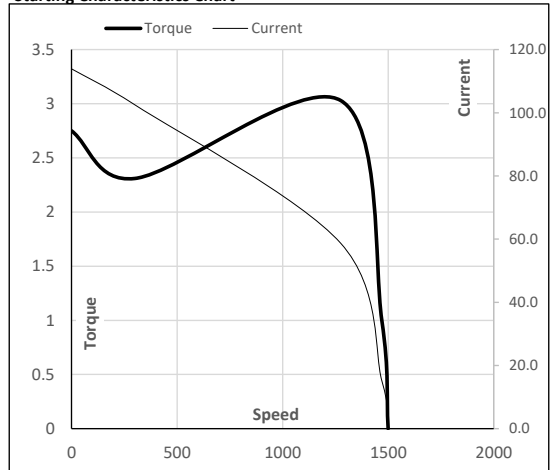
| Enclosure | U<br>(V) | $\Delta$ / Y<br>Conn | f<br>[Hz] | P<br>[kW] | P<br>[hp] | I<br>[A] | n<br>[RPM] | T<br>[kgm] | T<br>[Nm] | IE<br>Class | Amb<br>[°C] | Duty | Elevation<br>[m] | Inertia<br>[kg-m <sup>2</sup> ] | Weight<br>[kg] |
|-----------|----------|----------------------|-----------|-----------|-----------|----------|------------|------------|-----------|-------------|-------------|------|------------------|---------------------------------|----------------|
| TEFC      | 380      | $\Delta$             | 50        | 7.5       | 10        | 15.2     | 1470       | 4.94       | 48.47     | IE3         | 40          | S1   | 1000             | 0.055                           | 93             |

**Motor Load Data**

| Load Point   |       | NL   | 1/4FL | 1/2FL | 3/4FL | FL   | 5/4FL |
|--------------|-------|------|-------|-------|-------|------|-------|
| Current      | A     | 6.3  | 6.9   | 9.1   | 11.5  | 15.2 |       |
| Torque       | Nm    | 0.0  | 11.9  | 24.0  | 36.1  | 48.5 |       |
| Speed        | r/min | 1500 | 1493  | 1486  | 1478  | 1470 |       |
| Efficiency   | %     | 0.0  | 86.1  | 90.4  | 90.4  | 90.4 |       |
| Power Factor | %     | 6.3  | 45.2  | 65.0  | 77.0  | 83.0 |       |

**Performance vs Load Chart**

**Motor Speed Torque Data**

| Load Point |       | LR    | P-Up  | BD   | Rated | NL   |
|------------|-------|-------|-------|------|-------|------|
| Speed      | r/min | 0     | 300   | 1275 | 1470  | 1500 |
| Current    | A     | 113.9 | 102.5 | 58.7 | 15.2  | 6.3  |
| Torque     | pu    | 2.8   | 2.3   | 3.0  | 1     | 0    |

**Starting Characteristics Chart**

**NOTE** Refer data sheet for applicable standard and tolerances on performance parameters

 Issued By  
Issued Date

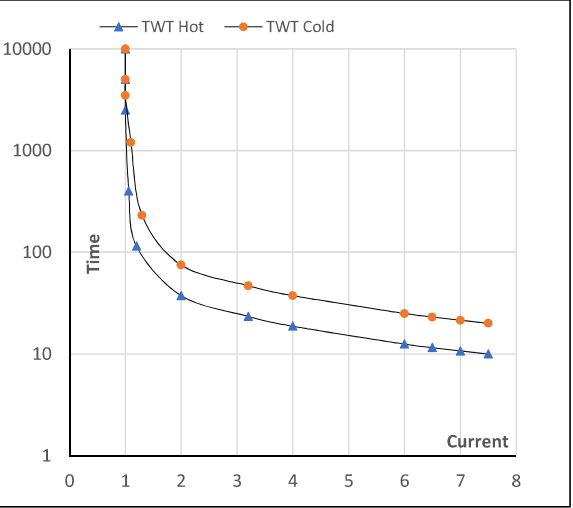
Model No. TCA7P52AF171GAC010

| Enclosure | U<br>(V) | Δ / Y<br>Conn | f<br>[Hz] | P<br>[kW] | P<br>[hp] | I<br>[A] | n<br>[rpm] | T<br>[kgm] | T<br>[Nm] | IE<br>Class | Amb<br>[°C] | Duty | Elevation<br>[m] | Inertia<br>[kg-m²] | Weight<br>[kg] |
|-----------|----------|---------------|-----------|-----------|-----------|----------|------------|------------|-----------|-------------|-------------|------|------------------|--------------------|----------------|
| TEFC      | 380      | Δ             | 50        | 7.5       | 10.0      | 15.2     | 1470       | 4.94       | 48.47     | IE3         | 40          | S1   | 1000             | 0.055              | 93             |

Motor Speed Torque Data

| Load     |    | FL    | I <sub>1</sub> | I <sub>2</sub> | I <sub>3</sub> | I <sub>4</sub> | I <sub>5</sub> | LR  |
|----------|----|-------|----------------|----------------|----------------|----------------|----------------|-----|
| TWT Hot  | s  | 10000 | 38             | 26             | 19             | 16             | 13             | 10  |
| TWT Cold | s  | 10000 | 75             | 50             | 38             | 35             | 24             | 20  |
| Current  | pu | 1     | 2              | 3              | 4              | 5              | 5.5            | 7.5 |

Thermal Characteristics Chart



NOTE Refer data sheet for applicable standard and tolerances on performance parameters

Issued By  
Issued Date

