

PRODUCT INFORMATION PACKET

marathon®
Motors

Model No: TCA1P52A3111GACD01

Catalog No: TCA1P52A3111GACD01

Cast Iron Motor, 2 HP, 3 Ph, 50 Hz, 415 V, 1500 RPM, 90L Frame, TEFC



Regal and Marathon are trademarks of Regal Rexnord Corporation or one of its affiliated companies.
©2024 Regal Rexnord Corporation, All Rights Reserved. MC017097E

RegalRexnord

Nameplate Specifications

Phase	3	Output HP	2 Hp
Output KW	1.5 kW	Voltage	415 V
Speed	1442 rpm	Service Factor	1
Frame	90L	Enclosure	Totally Enclosed Fan Cooled
Thermal Protection	No Protection	Efficiency	85.3 %
Ambient Temperature	50 °C	Frequency	50 Hz
Current	3.0 A	Power Factor	0.83
Duty	S1	Insulation Class	F
Drive End Bearing Size	6205	Opp Drive End Bearing Size	6205
UL	No	CSA	No
CE	Yes	IP Code	55
Number of Speeds	1	Efficiency Class	IE3

Technical Specifications

Electrical Type	Squirrel Cage	Starting Method	Direct On Line
Poles	4	Rotation	Bi-Directional
Mounting	B3	Motor Orientation	Horizontal
Drive End Bearing	2z-C3	Opp Drive End Bearing	2z-C3
Frame Material	Cast Iron	Shaft Type	Keyed
Overall Length	332 mm	Frame Length	153 mm
Shaft Diameter	24 mm	Shaft Extension	50 mm
Assembly/Box Mounting	Top		
Connection Drawing	8442000085		

This is an uncontrolled document once printed or downloaded and is subject to change without notice. Date Created:04/03/2024

COPYRIGHT REGAL BELOIT AMERICA, INC. ALL RIGHTS RESERVED. UNCONTROLLED COPY
 PROPRIETARY AND CONFIDENTIAL INFORMATION - THIS DOCUMENT IS THE PROPERTY OF
 REGAL BELOIT AMERICA, INC. ("OWNER") AND CONTAINS OWNER'S PROPRIETARY
 INFORMATION. ANY PERSON, CORPORATION OR OTHER FIRM RECEIVING IT IS DEEMED,
 BY RECEIVING IT, TO AGREE THAT IT, AND/OR ANY PART OF IT, SHALL NOT BE DISCLOSED
 TO ANY PERSON, CORPORATION OR OTHER ENTITY, DUPLICATED, AND/OR USED, EXCEPT
 AS EXPRESSLY APPROVED IN WRITING IN ADVANCE BY OWNER. THIS DOCUMENT SHALL
 BE RETURNED TO OWNER UPON REQUEST. IT MAY BE SUBJECT TO CERTAIN
 RESTRICTIONS UNDER APPLICABLE EXPORT CONTROL LAWS AND REGULATIONS.

DRAWING REVISION A	REVISION BY SN	DATE 13/01/2017
ECO ECO-0116390	APPROVED BY SBD	DATE 13/01/2017
ECO DESCRIPTION NEW DRAWING RELEASE		

GEOMETRIC TOLERANCE		
LINEAR DIM	>0~6	±0.1
	>6~30	±0.2
	>30~120	±0.3



NOTES:

1. PRESSURE-SENSITIVE ADHESIVE COATED PAPER ON THE BACK OF SELF-ADHESIVE.
2. AT THE END OF YELLOW, WORDS, SYMBOLS, LETTERS ARE BLACK, BORDER IS BLACK.
3. THE TOLERANCE OF THE LINEAR SIZE OF THE TOLERANCE WITHOUT THE TOLERANCE BY THE TABLE.

8WD.442.2017

	DRAWN BY SN		Regal Beloit America, Inc.		
	DATE 16/12/2016				
	APPROVED BY SBD		DESCRIPTION CONN DIAGRAM-NAMEPLATE		
	DATE 16/12/2016				
	REFERENCE		MATERIAL		PROCESS/FINISH
	THIRD ANGLE PROJECTION		SIZE A	DRAWING NUMBER 8442000085	SHEET 1 OF 1

Model No. TCA1P52A3111GACD01

U	Δ / Y	f	P	P	I	n	T	IE	% EFF at __ load				PF at __ load			I_A/I_N	T_A/T_N	T_K/T_N
(V)	Conn	[Hz]	[kW]	[hp]	[A]	[RPM]	[Nm]	Class	5/4FL	FL	3/4FL	1/2FL	FL	3/4FL	1/2FL	[pu]	[pu]	[pu]
415	Y	50	1.5	2.0	2.9	1442	9.88	IE3	-	85.3	85.3	83.3	0.83	0.76	0.63	6.5	2.6	3.0

Motor type	TCA
Enclosure	TEFC
Frame Material	Cast Iron
Frame size	90L
Duty	S1
Voltage variation *	± 10%
Frequency variation *	± 5%
Combined variation *	10%
Design	N
Service factor	1.0
Insulation class	F
Ambient temperature	-20 to +50 °C
Temperature rise (by resistance)	70 [Class B] K
Altitude above sea level	1000 meter
Hazardous area classification	NA
Zone classification	NA
Gas group	NA
Temperature class	NA
Rotor type	Aluminum Die cast
Bearing type	Anti-friction ball bearing
DE / NDE bearing	6205-2Z / 6205-2Z
Lubrication method	Greased for life
Type of grease	NA

Degree of protection	IP 55
Mounting type	IM B3
Cooling method	IC 411
Motor weight - approx.	27.5 kg
Gross weight - approx.	28.5 kg
Motor inertia	0.0057 kgm ²
Load inertia	Customer to Provide
Vibration level	1.6 mm/s
Noise level (1meter distance from motor)	54 dB(A)
No. of starts hot/cold/Equally spread	2/3/4
Starting method	DOL
Type of coupling	Direct
LR withstand time (hot/cold)	12/25 s
Direction of rotation	Bi-directional
Standard rotation	Clockwise form DE
Paint shade	RAL 5014
Accessories	
Accessory - 1	-
Accessory - 2	-
Accessory - 3	-
Terminal box position	TOP
Maximum cable size/conduit size	1R x 3C x 10mm ² /2 x M20 x 1.5
Auxiliary terminal box	NA

 I_A/I_N - Locked Rotor Current / Rated Current

 T_K/T_N - Breakdown Torque / Rated Torque

 T_A/T_N - Locked Rotor Torque / Rated Torque

NOTE

All performance values at rated voltage and frequency.

All performance parameters are subjected to standard tolerance as per IEC 60034-1

* Voltage, Frequency and combine variation are as per IEC60034-1

Technical data are subject to change. There may be discrepancies between calculated and name plate values.

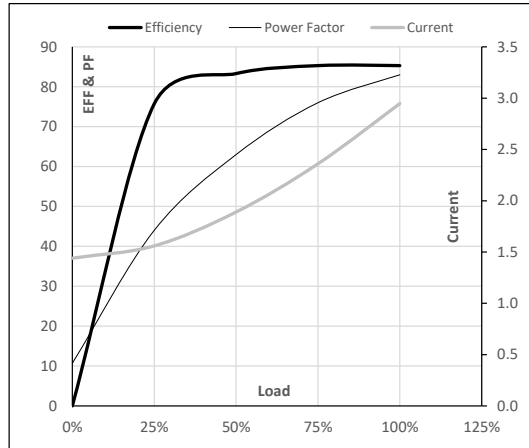
Efficiency	Europe	China	India	Aus/Nz	Brazil	Global IEC
Standards	-	-	IS 12615 : 2018	-	-	-

Model No. TCA1P52A3111GACD01

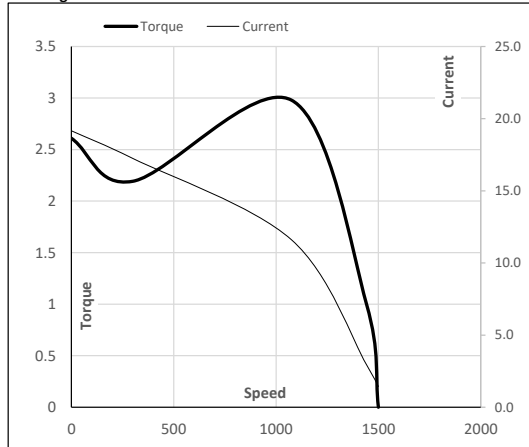
Enclosure	U (V)	Δ / Y Conn	f [Hz]	P [kW]	P [hp]	I [A]	n [RPM]	T [kgm]	T [Nm]	IE Class	Amb [°C]	Duty	Elevation [m]	Inertia [kg-m ²]	Weight [kg]
TEFC	415	Y	50	1.5	2.0	2.9	1442	1.01	9.88	IE3	50	S1	1000	0.0057	27.5

Motor Load Data

Load Point		NL	1/4FL	1/2FL	3/4FL	FL	5/4FL
Current	A	1.4	1.6	1.9	2.4	2.9	
Torque	Nm	0.0	2.4	4.8	7.3	9.9	
Speed	r/min	1500	1486	1473	1458	1442	
Efficiency	%	0.0	75.7	83.3	85.3	85.3	
Power Factor	%	10.7	44.0	63.0	76.0	83.0	

Performance vs Load Chart

Motor Speed Torque Data

Load Point		LR	P-Up	BD	Rated	NL
Speed	r/min	0	300	1075	1442	1500
Current	A	19.2	17.2	11.6	2.9	1.4
Torque	pu	2.6	2.2	3.0	1	0

Starting Characteristics Chart

NOTE Refer data sheet for applicable standard and tolerances on performance parameters

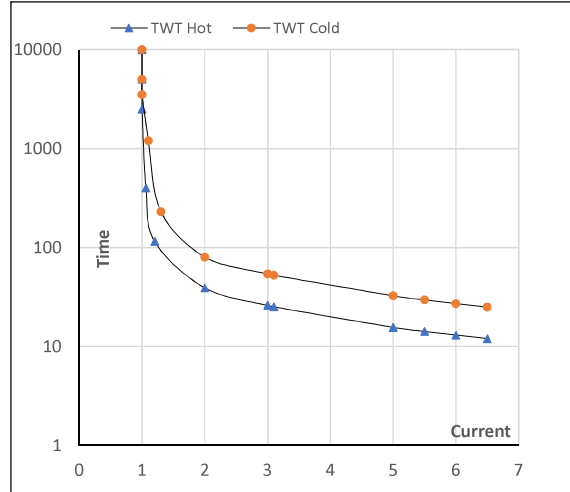
 Issued By
Issued Date


TerraMAX®
Model No. TCA1P52A3111GACD01

Enclosure	U (V)	Δ / Y Conn	f (Hz)	P [kW]	P [hp]	I [A]	n [rpm]	T [kgm]	T [Nm]	IE Class	Amb [°C]	Duty	Elevation [m]	Inertia [kg·m ²]	Weight [kg]
TEFC	415	Y	50	1.5	2.0	2.9	1442	1.01	9.88	IE3	50	S1	1000	0.0057	27.5

Motor Speed Torque Data

Load		FL	I ₁	I ₂	I ₃	I ₄	I ₅	LR
TWT Hot	s	10000	39	26	25	16	14	12
TWT Cold	s	10000	80	54	50	33	30	25
Current	pu	1	2	3	4	5	5.5	6.5

Thermal Characteristics Chart

NOTE Refer data sheet for applicable standard and tolerances on performance parameters

 Issued By
 Issued Date

REGAL®

EC Declaration of Conformity

The undersigned representing
the manufacturer:

Regal Beloit America
100 East Randolph St.
Wausau, WI 54401

and the authorized representative
established within the Community:

Marathon Electric UK
6F Thistleton Road Ind. Estate
Market Overton
Oakham, Rutland LE15 7PP UK

are committed to providing customers with products that comply with applicable regulations and international protocols to which they are subject, including the requirements of the European Parliament Directive on the Harmonization of the laws relating to electrical equipment designed for use within certain voltage limits (2014/35/EU).

Regal Beloit America declares that the following product(s), to which this declaration relates, are in conformity with the relevant sections of the EC standards listed below.

This statement supersedes any statements previously issued pertaining to the product(s) listed below and is subject to change without notice.

Model No : TCA1P52A3111GACD01

(Model No. may contain prefix and/or suffix characters)

Catalog No : TCA1P52A3111GACD01

Rework No : N/A

Directives :

Low Voltage Directive 2014/35/EU

Harmonized Standards Used :

EN 60034-1: 2010 (IEC 60034-1: 2010)

EN 60034-5: 2001/A1:2007 (IEC 60034-5: 2000/A1:2006)

Authorized Representative:



Michael A. Logsdon
Vice President, Technology

Authorized Representative in the Community:



Julian Clark
Marketing Engineer

Created on 09/01/2022

CE 22