

# PRODUCT INFORMATION PACKET

**marathon®**  
Motors

Model No: TCA1P13AE271GAA009

Catalog No: R617

Cast Iron Motor, 1.50 & 1 HP, 3 Ph, 60 & 50 Hz, 230/460 & 200/400 V, 1200 & 1000 RPM, 100L Frame,  
TEFC



Regal and Marathon are trademarks of Regal Rexnord Corporation or one of its affiliated companies.

©2023 Regal Rexnord Corporation, All Rights Reserved. MC017097E

**RegalRexnord**

### Nameplate Specifications

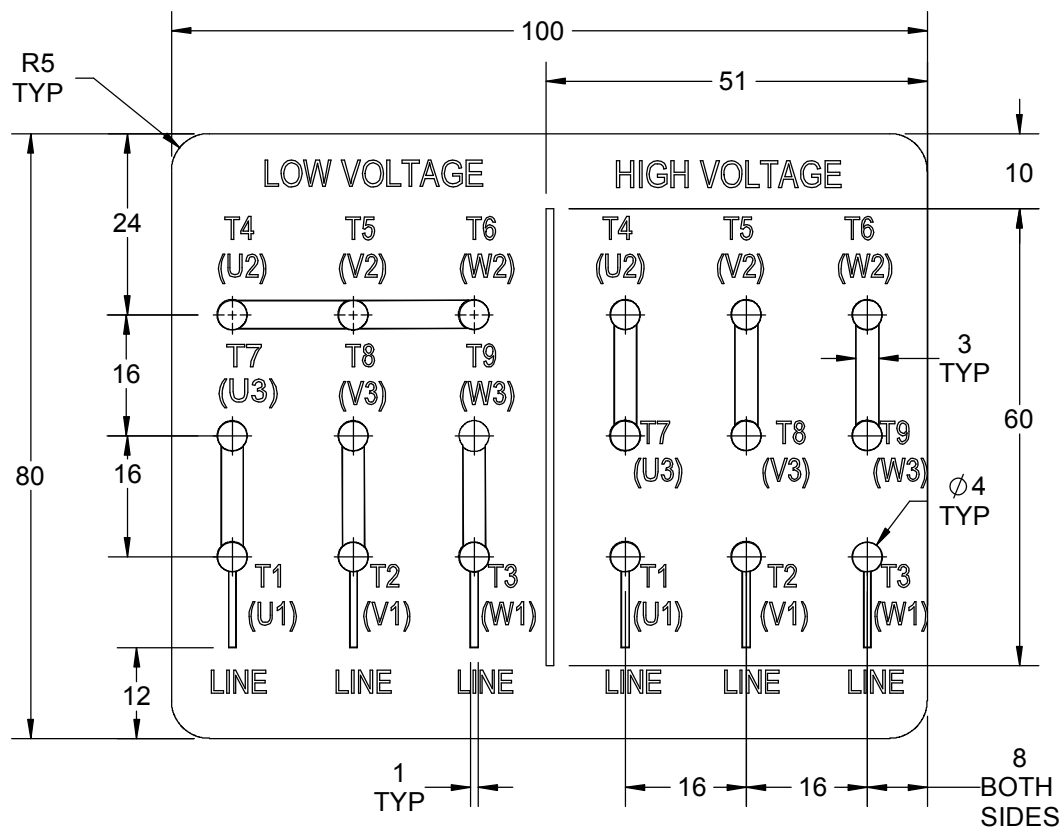
Phase	3	Output HP	1.50 & 1 Hp
Output KW	1.1 & 0.75 kW	Voltage	230/460 & 200/400 V
Speed	1175 & 920 rpm	Service Factor	1.15 & 1.15
Frame	100L	Enclosure	Totally Enclosed Fan Cooled
Thermal Protection	No Protection	Efficiency	87.5 & 78.9 %
Ambient Temperature	40 °C	Frequency	60 & 50 Hz
Current	4.4/2.2 & 8.4/4.2 A	Power Factor	72
Duty	Continuous	Insulation Class	F
Design Code	N (IEC)	KVA Code	K
Drive End Bearing Size	6206	Opp Drive End Bearing Size	6206
UL	Recognized	CSA	N
CE	Y	IP Code	55
Number of Speeds	1	Efficiency Class	IE3

### Technical Specifications



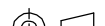
Electrical Type	Squirrel Cage Inverter Rated	Starting Method	Line Or Inverter
Poles	6	Rotation	Reversible
Resistance Main	9.64 Ohms	Mounting	Round
Motor Orientation	Horizontal	Drive End Bearing	Ball
Opp Drive End Bearing	Ball	Frame Material	Cast Iron
Shaft Type	IEC	Shaft Diameter	28.000 in
Assembly/Box Mounting	F3	Inverter Load	CONSTANT 2:1/VARIABLE 10:1
Connection Drawing	8442000675	Outline Drawing	SS620896

This is an uncontrolled document once printed or downloaded and is subject to change without notice. Date Created:06/22/2023

3 of 5



1. PRESSURE-SENSITIVE ADHESIVE TAPE COATED WITH ANTI-ADHESIVE.
2. YELLOW COLOR BACK GROUND LETTERS WILL BE BLACK.
3. THE TOLERANCE OF THE LINEAR SIZE OF THE TOLERANCE WITHOUT THE TOLERANCE BY THE TABLE.
4. LEAD TERMINAL MARKINGS FONT SIZE : T1-T12 & U1-U4,V1-V4& W1-W4 OF ARIAL WITH 3mm SIZE.
5. OTHER LETTER FONT SIZE SHOULD BE 3.5mm.

DRAWING REVISION B		REVISION BY NIV		DATE 05/03/2019			DRAWN BY NIV		 Regal Beloit America, Inc.						
ECO ECO-0162986		APPROVED BY JAY		DATE 05/03/2019			DATE 29/01/2019								
ECO DESCRIPTION  UPDATED DRAWING  COPYRIGHT REGAL BELOIT AMERICA, INC. ALL RIGHTS RESERVED. PROPRIETARY AND CONFIDENTIAL INFORMATION - THIS DOCUMENT IS THE PROPERTY OF REGAL BELOIT AMERICA, INC. ("OWNER") AND CONTAINS OWNER'S PROPRIETARY INFORMATION. ANY PERSON, CORPORATION OR OTHER FIRM RECEIVING IT IS DEEMED, BY RECEIVING IT, TO AGREE THAT IT, AND/OR ANY PART OF IT, SHALL NOT BE DISCLOSED TO ANY PERSON, CORPORATION OR OTHER ENTITY, DUPLICATED, AND/OR USED, EXCEPT AS EXPRESSLY APPROVED IN WRITING IN ADVANCE BY OWNER. THIS DOCUMENT SHALL BE RETURNED TO OWNER UPON REQUEST. IT MAY BE SUBJECT TO CERTAIN RESTRICTIONS UNDER APPLICABLE EXPORT CONTROL LAWS AND REGULATIONS.							APPROVED BY JAY		DESCRIPTION  CONNECTION DIAGRAM 9 LEADS- STAR CONNECTON						
							DATE 29/01/2019								
													REFERENCE		MATERIAL
						THIRD ANGLE PROJECTION				SIZE A		DRAWING NUMBER 8442000675		SHEET 1 OF 1	

## EC Declaration of Conformity

The undersigned representing  
the manufacturer:

Regal Beloit America  
100 East Randolph St.  
Wausau, WI 54401

and the authorized representative  
established within the Community:

Marathon Electric UK  
6F Thistleton Road Ind. Estate  
Market Overton  
Oakham, Rutland LE15 7PP UK

are committed to providing customers with products that comply with applicable regulations and international protocols to which they are subject, including the requirements of the European Parliament Directive on the Harmonization of the laws relating to electrical equipment designed for use within certain voltage limits (2014/35/EU).

Regal Beloit America declares that the following product(s), to which this declaration relates, are in conformity with the relevant sections of the EC standards listed below.

This statement supersedes any statements previously issued pertaining to the product(s) listed below and is subject to change without notice.

Model No : TCA1P13AE271GAA009

(Model No. may contain prefix and/or suffix characters)

Catalog No : R617

Rework No : N/A

### Directives :

Low Voltage Directive 2014/35/EU

### Harmonized Standards Used :

EN 60034-1: 2010 (IEC 60034-1: 2010)

EN 60034-5: 2001/A1:2007 (IEC 60034-5: 2000/A1:2006)

### Authorized Representative:



Michael A. Logsdon  
Vice President, Technology

### Authorized Representative in the Community:



Julian Clark  
Marketing Engineer

Created on 09/01/2022

**CE 22**