


PRODUCT INFORMATION PACKET

marathon®
Motors

Model No: TCA1323AF111GAC010

Catalog No: TCA1323AF111GAC010

TerraMAX® Cast Iron Motor, 175 HP, 3 Ph, 50 Hz, 380 V, 1000 RPM, 315L Frame, TEFC



Regal and Marathon are trademarks of Regal Rexnord Corporation or one of its affiliated companies.

©2022 Regal Rexnord Corporation, All Rights Reserved. MC017097E

RegalRexnord

Nameplate Specifications

Output HP	175 Hp	Output KW	132.0 kW
Frequency	50 Hz	Voltage	380 V
Current	253.3 A	Speed	990 rpm
Service Factor	1	Phase	3
Efficiency	95.4 %	Power Factor	0.83
Duty	S1	Insulation Class	F
Frame	315L	Enclosure	Totally Enclosed Fan Cooled
Thermal Protection	No Protection	Ambient Temperature	40 °C
Drive End Bearing Size	6319	Opp Drive End Bearing Size	6319
UL	No	CSA	No
CE	Yes	IP Code	55
Number of Speeds	1	Efficiency Class	IE3

Technical Specifications

Electrical Type	Squirrel Cage	Starting Method	Direct On Line
Poles	6	Rotation	Bi-Directional
Mounting	B3	Motor Orientation	Horizontal
Drive End Bearing	C3	Opp Drive End Bearing	C3
Frame Material	Cast Iron	Shaft Type	Keyed
Overall Length	1317 mm	Frame Length	840 mm
Shaft Diameter	80 mm	Shaft Extension	170 mm
Assembly/Box Mounting	Top		
Connection Drawing	8442000085	Outline Drawing	0231500895

This is an uncontrolled document once printed or downloaded and is subject to change without notice. Date Created:12/01/2022

OUTLINE



DRAWING REVISION C	REVISION BY NIV	DATE 14/05/2019
ECO ECO-0165600	APPROVED BY SR	DATE 14/05/2019
ECO DESCRIPTION MODEL UPDATED		
COPYRIGHT REGAL BELOIT AMERICA, INC. ALL RIGHTS RESERVED. PROPRIETARY AND CONFIDENTIAL INFORMATION - THIS DOCUMENT IS THE PROPERTY OF REGAL BELOIT AMERICA, INC. ("OWNER") AND CONTAINS OWNER'S PROPRIETARY INFORMATION. ANY PERSON, CORPORATION OR OTHER FIRM RECEIVING IT IS DEEMED, BY RECEIVING IT, TO AGREE THAT IT, AND/OR ANY PART OF IT, SHALL NOT BE DISCLOSED TO ANY PERSON, CORPORATION OR OTHER ENTITY, DUPLICATED, AND/OR USED, EXCEPT AS EXPRESSLY APPROVED IN WRITING IN ADVANCE BY OWNER. THIS DOCUMENT SHALL BE RETURNED TO OWNER UPON REQUEST. IT MAY BE SUBJECT TO CERTAIN RESTRICTIONS UNDER APPLICABLE EXPORT CONTROL LAWS AND REGULATIONS.		



DRAWN BY JOY	marathon™ Motors		
DATE 18/07/2014			
APPROVED BY SBD	DESCRIPTION OUTLINE		
DATE 18/07/2014	FR-315L-B3 MTG. MOTOR TYPE: TCA/QCA		
REFERENCE	MATERIAL	PROCESS/FINISH	
THIRD ANGLE PROJECTION	SIZE B	DRAWING NUMBER 0231500895	SHEET 1 OF 1

COPYRIGHT REGAL BELOIT AMERICA, INC. ALL RIGHTS RESERVED. UNCONTROLLED COPY
 PROPRIETARY AND CONFIDENTIAL INFORMATION - THIS DOCUMENT IS THE PROPERTY OF
 REGAL BELOIT AMERICA, INC. ("OWNER") AND CONTAINS OWNER'S PROPRIETARY
 INFORMATION. ANY PERSON, CORPORATION OR OTHER FIRM RECEIVING IT IS DEEMED,
 BY RECEIVING IT, TO AGREE THAT IT, AND/OR ANY PART OF IT, SHALL NOT BE DISCLOSED
 TO ANY PERSON, CORPORATION OR OTHER ENTITY, DUPLICATED, AND/OR USED, EXCEPT
 AS EXPRESSLY APPROVED IN WRITING IN ADVANCE BY OWNER. THIS DOCUMENT SHALL
 BE RETURNED TO OWNER UPON REQUEST. IT MAY BE SUBJECT TO CERTAIN
 RESTRICTIONS UNDER APPLICABLE EXPORT CONTROL LAWS AND REGULATIONS.

DRAWING REVISION A	REVISION BY SN	DATE 13/01/2017
ECO ECO-0116390	APPROVED BY SBD	DATE 13/01/2017
ECO DESCRIPTION NEW DRAWING RELEASE		

GEOMETRIC TOLERANCE		
LINEAR DIM	>0~6	±0.1
	>6~30	±0.2
	>30~120	±0.3



NOTES:

1. PRESSURE-SENSITIVE ADHESIVE COATED PAPER ON THE BACK OF SELF-ADHESIVE.
2. AT THE END OF YELLOW, WORDS, SYMBOLS, LETTERS ARE BLACK, BORDER IS BLACK.
3. THE TOLERANCE OF THE LINEAR SIZE OF THE TOLERANCE WITHOUT THE TOLERANCE BY THE TABLE.

8WD.442.2017



DRAWN BY SN	 Regal Beloit America, Inc.		
	DESCRIPTION CONN DIAGRAM-NAMEPLATE		
	MATERIAL		PROCESS/FINISH
	SIZE A	DRAWING NUMBER 8442000085	SHEET 1 OF 1

Model No. TCA1323AF111GAC010

U (V)	Δ / Y Conn	f [Hz]	P [kW]	P [hp]	I [A]	n [RPM]	T [Nm]	IE Class	% EFF at ___ load				PF at ___ load			I _A /I _N [pu]	T _A /T _N [pu]	T _K /T _N [pu]
380	Δ	50	132	175	253.28	990	1258.7	IE3	5/4FL	FL	3/4FL	1/2FL	FL	3/4FL	1/2FL	5.4	1.9	2.2

Motor type	TCA	Degree of protection	IP 55
Enclosure	TEFC	Mounting type	IM B3
Frame Material	Cast Iron	Cooling method	IC 411
Frame size	315L	Motor weight - approx.	1084 kg
Duty	S1	Gross weight - approx.	1129 kg
Voltage variation *	± 10%	Motor inertia	5.4662 kgm ²
Frequency variation *	± 5%	Load inertia	Customer to Provide
Combined variation *	10%	Vibration level	2.8 mm/s
Design	N	Noise level (1meter distance from motor)	66 dB(A)
Service factor	1.0	No. of starts hot/cold/Equally spread	2/3/4
Insulation class	F	Starting method	DOL
Ambient temperature	-20 to +40 °C	Type of coupling	Direct
Temperature rise (by resistance)	80 [Class B] K	LR withstand time (hot/cold)	15/30 s
Altitude above sea level	1000 meter	Direction of rotation	Bi-directional
Hazardous area classification	NA	Standard rotation	Clockwise form DE
Zone classification	NA	Paint shade	RAL 5014
Gas group	NA	Accessories	
Temperature class	NA	Accessory - 1	PTC 150°C
Rotor type	Aluminum Die cast	Accessory - 2	-
Bearing type	Anti-friction ball	Accessory - 3	-
DE / NDE bearing	6319 C3 / 6319 C3	Terminal box position	TOP
Lubrication method	Regreasable	Maximum cable size/conduit size	1R x 3C x 240mm ² /2 x M63 x 1.5
Type of grease	CHEVRON SRI-2 or Equivalent	Auxiliary terminal box	NA

I_A/I_N - Locked Rotor Current / Rated CurrentT_K/T_N - Breakdown Torque / Rated TorqueT_A/T_N - Locked Rotor Torque / Rated Torque
NOTE

All performance values at rated voltage and frequency.

All performance parameters are subjected to standard tolerance as per IEC 60034-1

* Voltage, Frequency and combine variation are as per IEC60034-1

Technical data are subject to change. There may be discrepancies between calculated and name plate values.

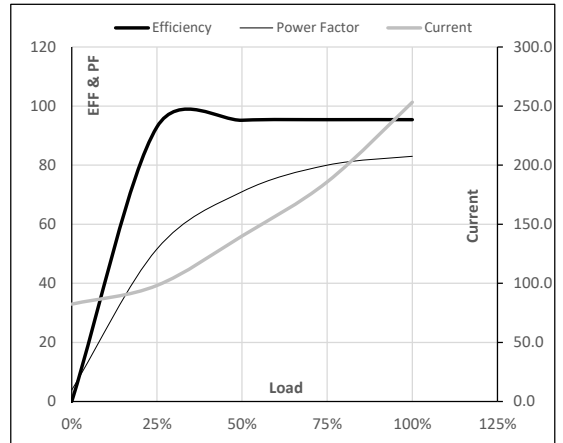
Efficiency	Europe	China	India	Aus/Nz	Brazil	Global IEC
Standards	-	GB 18613-2012 Grade 2	-	-	-	IEC: 60034-30


TerraMAX®
Model No. TCA1323AF111GAC010

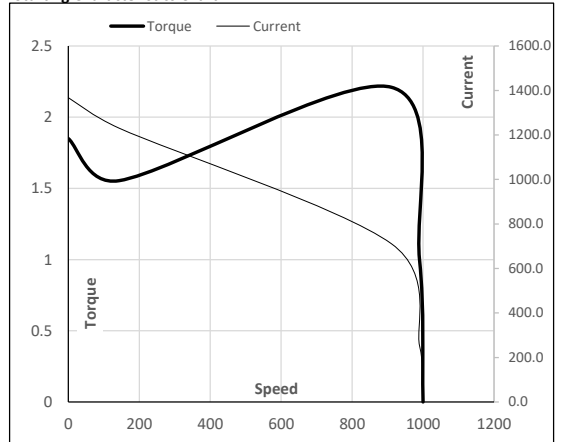
Enclosure	U (V)	Δ / Y Conn	f [Hz]	P [kW]	P [hp]	I [A]	n [RPM]	T [kgm]	T [Nm]	IE Class	Amb [°C]	Duty	Elevation [m]	Inertia [kg-m ²]	Weight [kg]
TEFC	380	Δ	50	132	175	253.3	990	128.35	1258.72	IE3	40	S1	1000	5.4662	1084

Motor Load Data

Load Point		NL	1/4FL	1/2FL	3/4FL	FL	5/4FL
Current	A	82.4	98.2	140.1	185.8	253.3	
Torque	Nm	0.0	312.3	626.1	941.5	1258.7	
Speed	r/min	1000	998	995	993	990	
Efficiency	%	0.0	92.9	95.2	95.4	95.4	
Power Factor	%	3.9	51.6	71.0	80.0	83.0	

Performance vs Load Chart

Motor Speed Torque Data

Load Point		LR	P-Up	BD	Rated	NL
Speed	r/min	0	143	911	990	1000
Current	A	1367.7	1230.9	711.2	253.3	82.4
Torque	pu	1.9	1.6	2.2	1	0

Starting Characteristics Chart

NOTE Refer data sheet for applicable standard and tolerances on performance parameters

Issued By

Issued Date



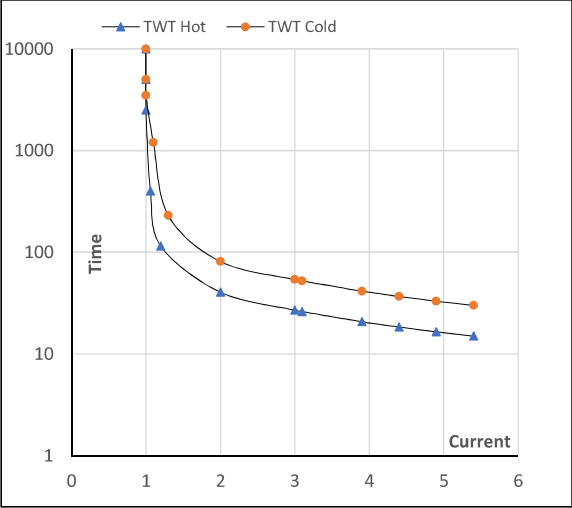
Model No. TCA1323AF111GAC010

Enclosure	U (V)	Δ / Y Conn	f [Hz]	P [kW]	P [hp]	I [A]	n [rpm]	T [kgm]	T [Nm]	IE Class	Amb [°C]	Duty	Elevation [m]	Inertia [kg·m²]	Weight [kg]
TEFC	380	Δ	50	132	175.0	253.3	990	128.35	1258.72	IE3	40	S1	1000	5.4662	1084

Motor Speed Torque Data

Load		FL	I ₁	I ₂	I ₃	I ₄	I ₅	LR
TWT Hot	s	10000	41	27	20	17	16	15
TWT Cold	s	10000	81	54	41	35	32	30
Current	pu	1	2	3	4	4.5	5	5.4

Thermal Characteristics Chart



NOTE Refer data sheet for applicable standard and tolerances on performance parameters

Issued By
Issued Date

