

PRODUCT INFORMATION PACKET

marathon®
Motors

Model No: TCA1321A1133GAC010

Catalog No: TCA1321A1133GAC010

TerraMAX® Cast Iron Motor, 175 HP, 3 Ph, 50 Hz, 400 V, 3000 RPM, 315M Frame, TEFC



Regal and Marathon are trademarks of Regal Rexnord Corporation or one of its affiliated companies.

©2022 Regal Rexnord Corporation, All Rights Reserved. MC017097E

RegalRexnord

Nameplate Specifications

Output HP	175 Hp	Output KW	132.0 kW
Frequency	50 Hz	Voltage	400 V
Current	224.4 A	Speed	2984 rpm
Service Factor	1	Phase	3
Efficiency	95.4 %	Power Factor	0.89
Duty	S1	Insulation Class	F
Frame	315M	Enclosure	Totally Enclosed Fan Cooled
Thermal Protection	No Protection	Ambient Temperature	40 °C
Drive End Bearing Size	6316	Opp Drive End Bearing Size	6316
UL	No	CSA	No
CE	Yes	IP Code	55
Efficiency Class	IE3		

Technical Specifications

Electrical Type	Squirrel Cage	Starting Method	Direct On Line
Poles	2	Rotation	Bi-Directional
Mounting	B35	Motor Orientation	Horizontal
Drive End Bearing	C3	Opp Drive End Bearing	C3
Frame Material	Cast Iron	Shaft Type	Keyed
Overall Length	1176 mm	Frame Length	729 mm
Shaft Diameter	65 mm	Shaft Extension	140 mm
Assembly/Box Mounting	R Side		
Connection Drawing	8442000085	Outline Drawing	0231501397

This is an uncontrolled document once printed or downloaded and is subject to change without notice. Date Created:12/01/2022

3 of 7

COPYRIGHT REGAL BELOIT AMERICA, INC. ALL RIGHTS RESERVED. UNCONTROLLED COPY
 PROPRIETARY AND CONFIDENTIAL INFORMATION - THIS DOCUMENT IS THE PROPERTY OF
 REGAL BELOIT AMERICA, INC. ("OWNER") AND CONTAINS OWNER'S PROPRIETARY
 INFORMATION. ANY PERSON, CORPORATION OR OTHER FIRM RECEIVING IT IS DEEMED,
 BY RECEIVING IT, TO AGREE THAT IT, AND/OR ANY PART OF IT, SHALL NOT BE DISCLOSED
 TO ANY PERSON, CORPORATION OR OTHER ENTITY, DUPLICATED, AND/OR USED, EXCEPT
 AS EXPRESSLY APPROVED IN WRITING IN ADVANCE BY OWNER. THIS DOCUMENT SHALL
 BE RETURNED TO OWNER UPON REQUEST. IT MAY BE SUBJECT TO CERTAIN
 RESTRICTIONS UNDER APPLICABLE EXPORT CONTROL LAWS AND REGULATIONS.

DRAWING REVISION A	REVISION BY SN	DATE 13/01/2017
ECO ECO-0116390	APPROVED BY SBD	DATE 13/01/2017
ECO DESCRIPTION NEW DRAWING RELEASE		

GEOMETRIC TOLERANCE		
LINEAR DIM	>0~6	±0.1
	>6~30	±0.2
	>30~120	±0.3



NOTES:

1. PRESSURE-SENSITIVE ADHESIVE COATED PAPER ON THE BACK OF SELF-ADHESIVE.
2. AT THE END OF YELLOW, WORDS, SYMBOLS, LETTERS ARE BLACK, BORDER IS BLACK.
3. THE TOLERANCE OF THE LINEAR SIZE OF THE TOLERANCE WITHOUT THE TOLERANCE BY THE TABLE.

8WD.442.2017

	DRAWN BY SN	Regal Beloit America, Inc.		
	DATE 16/12/2016			
	APPROVED BY SBD	DESCRIPTION CONN DIAGRAM-NAMEPLATE		
	DATE 16/12/2016			
	REFERENCE	MATERIAL	PROCESS/FINISH	
	THIRD ANGLE PROJECTION	SIZE A	DRAWING NUMBER 8442000085	SHEET 1 OF 1

Model No. TCA1321A1133GAC010

U (V)	Δ / Y Conn	f [Hz]	P [kW]	P [hp]	I [A]	n [RPM]	T [Nm]	IE Class	% EFF at __ load				PF at __ load			I _A /I _N [pu]	T _A /T _N [pu]	T _K /T _N [pu]
									5/4FL	FL	3/4FL	1/2FL	FL	3/4FL	1/2FL			
400	Δ	50	132	175	224.4	2984	417.66	IE3	-	95.4	95.4	93.3	0.89	0.85	0.77	7.4	2.2	3.7

Motor type	TCA	Degree of protection	IP 55
Enclosure	TEFC	Mounting type	IM B35
Frame Material	Cast Iron	Cooling method	IC 411
Frame size	315M	Motor weight - approx.	1048 kg
Duty	S1	Gross weight - approx.	1093 kg
Voltage variation *	± 10%	Motor inertia	2.4236 kgm ²
Frequency variation *	± 5%	Load inertia	Customer to Provide
Combined variation *	10%	Vibration level	2.8 mm/s
Design	N	Noise level (1meter distance from motor)	83 dB(A)
Service factor	1.0	No. of starts hot/cold/Equally spread	2/3/4
Insulation class	F	Starting method	DOL
Ambient temperature	-20 to +40 °C	Type of coupling	Direct
Temperature rise (by resistance)	80 [Class B] K	LR withstand time (hot/cold)	15/30 s
Altitude above sea level	1000 meter	Direction of rotation	Bi-directional
Hazardous area classification	NA	Standard rotation	Clockwise form DE
Zone classification	NA	Paint shade	RAL 5014
Gas group	NA	Accessories	
Temperature class	NA	Accessory - 1	PTC 150°C
Rotor type	Aluminum Die cast	Accessory - 2	-
Bearing type	Anti-friction ball	Accessory - 3	-
DE / NDE bearing	6316 C3 / 6316 C3	Terminal box position	RHS
Lubrication method	Regreasable	Maximum cable size/conduit size	1R x 3C x 240mm ² /2 x M63 x 1.5
Type of grease	CHEVRON SRI-2 or Equivalent	Auxiliary terminal box	NA

 I_A/I_N - Locked Rotor Current / Rated Current

 T_K/T_N - Breakdown Torque / Rated Torque

 T_A/T_N - Locked Rotor Torque / Rated Torque

NOTE

All performance values at rated voltage and frequency.

All performance parameters are subjected to standard tolerance as per IEC 60034-1

* Voltage, Frequency and combine variation are as per IEC60034-1

Technical data are subject to change. There may be discrepancies between calculated and name plate values.

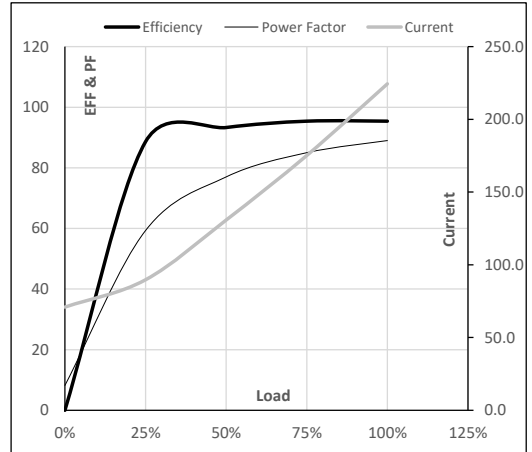
Efficiency	Europe	China	India	Aus/Nz	Brazil	Global IEC
Standards	-	GB 18613-2012 Grade 2	-	-	-	IEC: 60034-30

Model No. TCA1321A1133GAC010

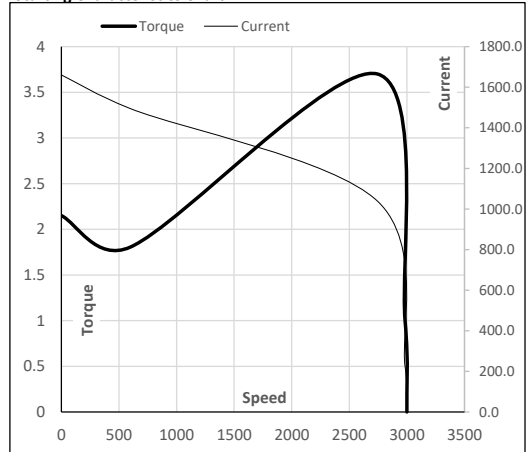
Enclosure	U (V)	Δ / Y Conn	f [Hz]	P [kW]	P [hp]	I [A]	n [RPM]	T [kgm]	T [Nm]	IE Class	Amb [°C]	Duty	Elevation [m]	Inertia [kg-m ²]	Weight [kg]
TEFC	400	Δ	50	132	175.0	224.4	2984	42.59	417.66	IE3	40	S1	1000	2.4236	1048

Motor Load Data

Load Point		NL	1/4FL	1/2FL	3/4FL	FL	5/4FL
Current	A	70.9	89.7	130.8	175.2	224.4	
Torque	Nm	0.0	104.0	208.3	312.8	417.7	
Speed	r/min	3000	2996	2992	2988	2984	
Efficiency	%	0.0	88.6	93.3	95.4	95.4	
Power Factor	%	8.2	59.3	77.0	85.0	89.0	

Performance vs Load Chart

Motor Speed Torque Data

Load Point		LR	P-Up	BD	Rated	NL
Speed	r/min	0	600	2745	2984	3000
Current	A	1660.5	1494.5	1038.4	224.4	70.9
Torque	pu	2.2	1.8	3.7	1	0

Starting Characteristics Chart

NOTE Refer data sheet for applicable standard and tolerances on performance parameters

 Issued By
Issued Date



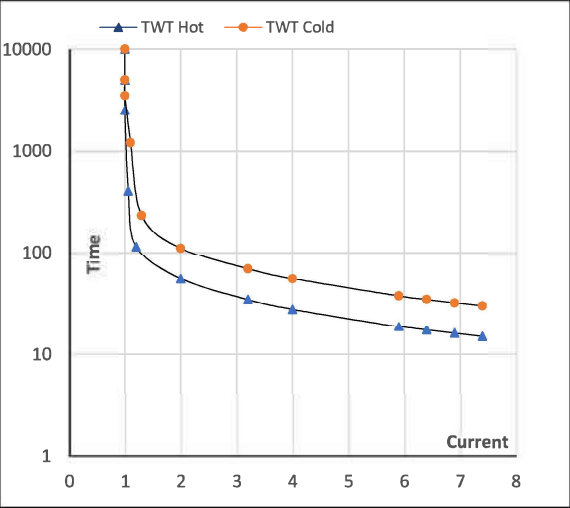
Model No. TCA1321A1133GAC010

Enclosure	U (V)	Δ / Y Conn	f [Hz]	P [kW]	P [hp]	I [A]	n [rpm]	T [kgm]	T [Nm]	IE Class	Amb [°C]	Duty	Elevation [m]	Inertia [kg-m ²]	Weight [kg]
TEFC	400	Δ	50	132	175.0	224.4	2984	42.59	417.66	IE3	40	S1	1000	2.4236	1048

Motor Speed Torque Data

Load	FL	I ₁	I ₂	I ₃	I ₄	I ₅	LR	
TWT Hot	s 10000	56	39	28	24	22	15	
TWT Cold	s 10000	111	80	56	50	40	30	
Current	pu	1	2	3	4	5	5.5	7.3

Thermal Characteristics Chart



NOTE Refer data sheet for applicable standard and tolerances on performance parameters

Issued By
Issued Date

