

# PRODUCT INFORMATION PACKET

**marathon®**  
Motors

Model No: TCA0904A1121GAC010

Catalog No: TCA0904A1121GAC010

TerraMAX® Cast Iron Motor, 120 HP, 3 Ph, 50 Hz, 400 V, 750 RPM, 315L Frame, TEFC



Regal and Marathon are trademarks of Regal Rexnord Corporation or one of its affiliated companies.

©2022 Regal Rexnord Corporation, All Rights Reserved. MC017097E

**RegalRexnord**

### Nameplate Specifications

Output HP	120 Hp	Output KW	90.0 kW
Frequency	50 Hz	Voltage	400 V
Current	190.5 A	Speed	743 rpm
Service Factor	1	Phase	3
Efficiency	93.4 %	Power Factor	0.73
Duty	S1	Insulation Class	F
Frame	315L	Enclosure	Totally Enclosed Fan Cooled
Thermal Protection	No Protection	Ambient Temperature	40 °C
Drive End Bearing Size	6319	Opp Drive End Bearing Size	6319
UL	No	CSA	No
CE	Yes	IP Code	55
Efficiency Class	IE3		

### Technical Specifications

Electrical Type	Squirrel Cage	Starting Method	Direct On Line
Poles	8	Rotation	Bi-Directional
Mounting	B5	Motor Orientation	Horizontal
Drive End Bearing	C3	Opp Drive End Bearing	C3
Frame Material	Cast Iron	Shaft Type	Keyed
Overall Length	1317 mm	Frame Length	840 mm
Shaft Diameter	80 mm	Shaft Extension	170 mm
Assembly/Box Mounting	Top		
Connection Drawing	8442000085	Outline Drawing	0231500897

This is an uncontrolled document once printed or downloaded and is subject to change without notice. Date Created:12/01/2022

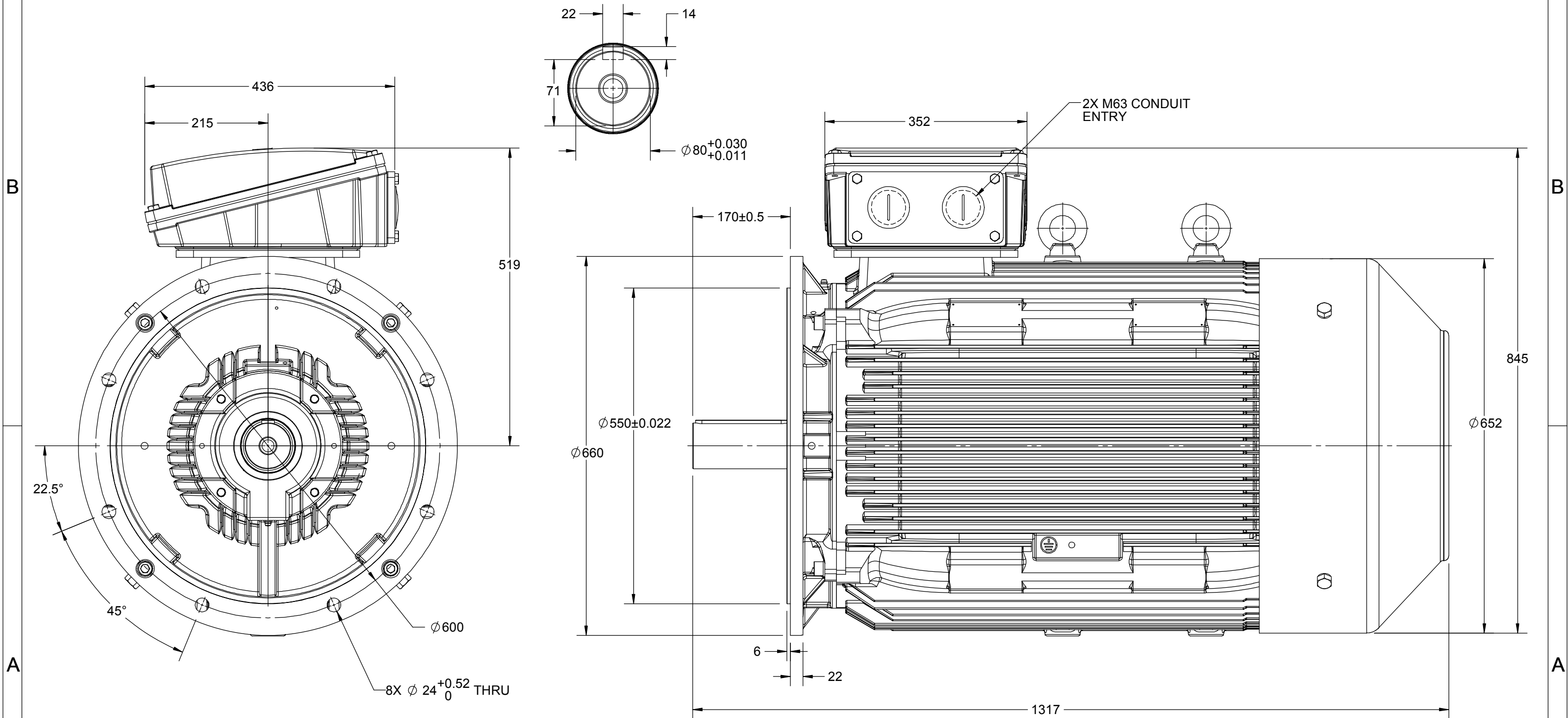
4

3

2

1

# OUTLINE



DRAWING REVISION B	REVISION BY NIV	DATE 14/05/2019		DRAWN BY JOY	<div>marathon™ Motors</div>		
ECO ECO-0165600	APPROVED BY SR	DATE 14/05/2019		DATE 18/07/2014			
ECO DESCRIPTION				APPROVED BY SBD	DESCRIPTION		
<p>COPYRIGHT REGAL BELOIT AMERICA, INC. ALL RIGHTS RESERVED. PROPRIETARY AND CONFIDENTIAL INFORMATION - THIS DOCUMENT IS THE PROPERTY OF REGAL BELOIT AMERICA, INC. ("OWNER") AND CONTAINS OWNER'S PROPRIETARY INFORMATION. ANY PERSON, CORPORATION OR OTHER FIRM RECEIVING IT IS DEEMED, BY RECEIVING IT, TO AGREE THAT IT, AND/OR ANY PART OF IT, SHALL NOT BE DISCLOSED TO ANY PERSON, CORPORATION OR OTHER ENTITY, DUPLICATED, AND/OR USED, EXCEPT AS EXPRESSLY APPROVED IN WRITING IN ADVANCE BY OWNER. THIS DOCUMENT SHALL BE RETURNED TO OWNER UPON REQUEST. IT MAY BE SUBJECT TO CERTAIN RESTRICTIONS UNDER APPLICABLE EXPORT CONTROL LAWS AND REGULATIONS.</p>				DATE 18/07/2014	OUTLINE FR-315L-B5 MTG. MOTOR TYPE: TCA		
				REFERENCE	MATERIAL	PROCESS/FINISH	
				THIRD ANGLE PROJECTION	SIZE B	DRAWING NUMBER 0231500897	SHEET 1 OF 1

4

3

2

1

COPYRIGHT REGAL BELOIT AMERICA, INC. ALL RIGHTS RESERVED. UNCONTROLLED COPY  
 PROPRIETARY AND CONFIDENTIAL INFORMATION - THIS DOCUMENT IS THE PROPERTY OF  
 REGAL BELOIT AMERICA, INC. ("OWNER") AND CONTAINS OWNER'S PROPRIETARY  
 INFORMATION. ANY PERSON, CORPORATION OR OTHER FIRM RECEIVING IT IS DEEMED,  
 BY RECEIVING IT, TO AGREE THAT IT, AND/OR ANY PART OF IT, SHALL NOT BE DISCLOSED  
 TO ANY PERSON, CORPORATION OR OTHER ENTITY, DUPLICATED, AND/OR USED, EXCEPT  
 AS EXPRESSLY APPROVED IN WRITING IN ADVANCE BY OWNER. THIS DOCUMENT SHALL  
 BE RETURNED TO OWNER UPON REQUEST. IT MAY BE SUBJECT TO CERTAIN  
 RESTRICTIONS UNDER APPLICABLE EXPORT CONTROL LAWS AND REGULATIONS.

DRAWING REVISION <b>A</b>	REVISION BY <b>SN</b>	DATE <b>13/01/2017</b>
ECO <b>ECO-0116390</b>	APPROVED BY <b>SBD</b>	DATE <b>13/01/2017</b>
ECO DESCRIPTION <b>NEW DRAWING RELEASE</b>		

GEOMETRIC TOLERANCE		
LINEAR DIM	>0~6	±0.1
	>6~30	±0.2
	>30~120	±0.3



**NOTES:**

1. PRESSURE-SENSITIVE ADHESIVE COATED PAPER ON THE BACK OF SELF-ADHESIVE.
2. AT THE END OF YELLOW, WORDS, SYMBOLS, LETTERS ARE BLACK, BORDER IS BLACK.
3. THE TOLERANCE OF THE LINEAR SIZE OF THE TOLERANCE WITHOUT THE TOLERANCE BY THE TABLE.

8WD.442.2017

	DRAWN BY <b>SN</b>		<b>Regal Beloit America, Inc.</b>		
	DATE <b>16/12/2016</b>				
	APPROVED BY <b>SBD</b>		DESCRIPTION <b>CONN DIAGRAM-NAMEPLATE</b>		
	DATE <b>16/12/2016</b>				
	REFERENCE		MATERIAL		PROCESS/FINISH
	THIRD ANGLE PROJECTION		SIZE <b>A</b>	DRAWING NUMBER <b>8442000085</b>	SHEET <b>1 OF 1</b>

**Model No.** TCA0904A1121GAC010

U (V)	$\Delta$ / Y Conn	f [Hz]	P [kW]	P [hp]	I [A]	n [RPM]	T [Nm]	IE Class	% EFF at __ load				PF at __ load			$I_A/I_N$ [pu]	$T_A/T_N$ [pu]	$T_K/T_N$ [pu]
									5/4FL	FL	3/4FL	1/2FL	FL	3/4FL	1/2FL			
400	$\Delta$	50	90	120	190.5	743	1151.4	IE3	-	93.4	93.4	92.6	0.73	0.68	0.55	4.9	1.9	2.1

Motor type	TCA	Degree of protection	IP 55
Enclosure	TEFC	Mounting type	IM B5
Frame Material	Cast Iron	Cooling method	IC 411
Frame size	315L	Motor weight - approx.	917 kg
Duty	S1	Gross weight - approx.	962 kg
Voltage variation *	$\pm 10\%$	Motor inertia	5.6618 kgm <sup>2</sup>
Frequency variation *	$\pm 5\%$	Load inertia	Customer to Provide
Combined variation *	10%	Vibration level	2.8 mm/s
Design	N	Noise level ( 1meter distance from motor)	64 dB(A)
Service factor	1.0	No. of starts hot/cold/Equally spread	2/3/4
Insulation class	F	Starting method	DOL
Ambient temperature	-20 to +40 °C	Type of coupling	Direct
Temperature rise (by resistance)	80 [ Class B ] K	LR withstand time (hot/cold)	15/30 s
Altitude above sea level	1000 meter	Direction of rotation	Bi-directional
Hazardous area classification	NA	Standard rotation	Clockwise form DE
Zone classification	NA	Paint shade	RAL 5014
Gas group	NA	Accessories	
Temperature class	NA	Accessory - 1	PTC 150°C
Rotor type	Aluminum die cast	Accessory - 2	-
Bearing type	Anti-friction ball	Accessory - 3	-
DE / NDE bearing	6319 C3 / 6319 C3	Terminal box position	TOP
Lubrication method	Regreasable	Maximum cable size/conduit size	1R x 3C x 240mm <sup>2</sup> /2 x M63 x 1.5
Type of grease	CHEVRON SRI-2 or Equivalent	Auxiliary terminal box	NA

 $I_A/I_N$  - Locked Rotor Current / Rated Current

 $T_K/T_N$  - Breakdown Torque / Rated Torque

 $T_A/T_N$  - Locked Rotor Torque / Rated Torque

**NOTE**

All performance values at rated voltage and frequency.

All performance parameters are subjected to standard tolerance as per IEC 60034-1

\* Voltage, Frequency and combine variation are as per IEC60034-1

Technical data are subject to change. There may be discrepancies between calculated and name plate values.

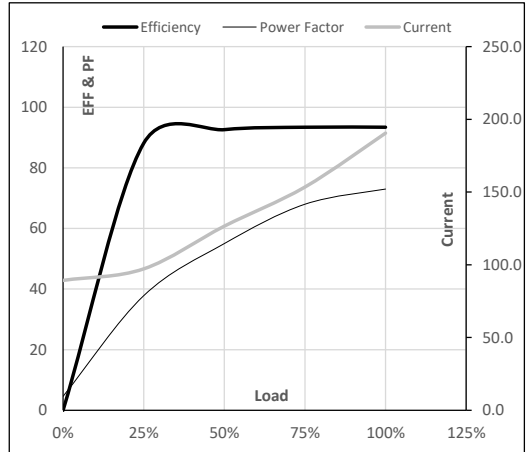
Efficiency	Europe	China	India	Aus/Nz	Brazil	Global IEC
Standards	-	GB 18613-2012 Grade 2	-	-	-	IEC: 60034-30

**Model No.** TCA0904A1121GAC010

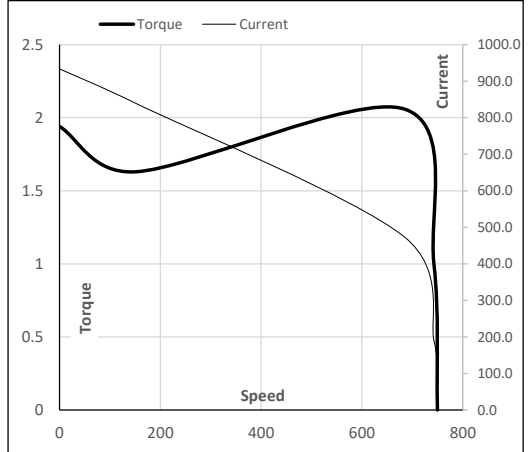
Enclosure	U (V)	$\Delta$ / Y Conn	f [Hz]	P [kW]	P [hp]	I [A]	n [RPM]	T [kgm]	T [Nm]	IE Class	Amb [°C]	Duty	Elevation [m]	Inertia [kg-m <sup>2</sup> ]	Weight [kg]
TEFC	400	$\Delta$	50	90	120.0	190.5	743	117.41	1151.38	IE3	40	S1	1000	5.6618	917

**Motor Load Data**

Load Point		NL	1/4FL	1/2FL	3/4FL	FL	5/4FL
Current	A	89.3	97.2	126.6	153.5	190.5	
Torque	Nm	0.0	285.8	572.8	861.2	1151.4	
Speed	r/min	750	748	747	745	743	
Efficiency	%	0.0	88.1	92.6	93.4	93.4	
Power Factor	%	4.6	37.8	55.0	68.0	73.0	

**Performance vs Load Chart**

**Motor Speed Torque Data**

Load Point		LR	P-Up	BD	Rated	NL
Speed	r/min	0	150	684	743	750
Current	A	933.6	840.2	474.6	190.5	89.3
Torque	pu	1.9	1.6	2.1	1	0

**Starting Characteristics Chart**

**NOTE** Refer data sheet for applicable standard and tolerances on performance parameters

 Issued By  
Issued Date



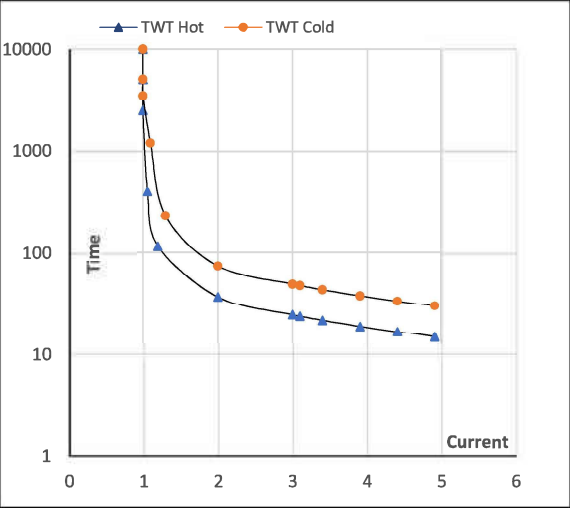
Model No. TCA0904A1121GAC010

Enclosure	U (V)	Δ / Y Conn	f [Hz]	P [kW]	P [hp]	I [A]	n [rpm]	T [kgm]	T [Nm]	IE Class	Amb [°C]	Duty	Elevation [m]	Inertia [kg·m <sup>2</sup> ]	Weight [kg]
TEFC	400	Δ	50	90	120.0	190.5	743	117.41	1151.38	IE3	40	S1	1000	5.6618	917

Motor Speed Torque Data

Load	FL	I <sub>1</sub>	I <sub>2</sub>	I <sub>3</sub>	I <sub>4</sub>	I <sub>5</sub>	LR
TWT Hot	s 10000	37	25	20	18	16	15
TWT Cold	s 10000	74	49	42	36	32	30
Current	pu 1	2	3	3.5	4	4.5	4.9

Thermal Characteristics Chart



NOTE Refer data sheet for applicable standard and tolerances on performance parameters

Issued By  
Issued Date

