

# PRODUCT INFORMATION PACKET



Model No: TCA0552A1111GAC010

Catalog No: TCA0552A1111GAC010

TerraMAX® Cast Iron Motor, 75 HP, 3 Ph, 50 Hz, 400 V, 1500 RPM, 250M Frame, TEFC





## Nameplate Specifications

Phase	3	Output HP	75 Hp
Output KW	55.0 kW	Voltage	400 V
Speed	1487 r/min	Service Factor	1
Frame	250M	Enclosure	Totally Enclosed Fan Cooled
Thermal Protection	No Protection	Efficiency	94.6 %
Ambient Temperature	40 °C	Frequency	50 Hz
Current	97.6 A	Power Factor	0.86
Duty	S1	Insulation Class	F
Drive End Bearing Size	6314	Opp Drive End Bearing Size	6314
UL	No	CSA	No
CE	Yes	IP Code	55
Efficiency Class	IE3		

## Technical Specifications

Electrical Type	Squirrel Cage	Starting Method	Direct On Line
Poles	4	Rotation	Bi-Directional
Mounting	B3	Motor Orientation	Horizontal
Drive End Bearing	C3	Opp Drive End Bearing	C3
Frame Material	Cast Iron	Shaft Type	Keyed
Overall Length	941 mm	Frame Length	460 mm
Shaft Diameter	65 mm	Shaft Extension	140 mm
Assembly/Box Mounting	Top		
Outline Drawing	0225000378	Connection Drawing	8442000085

This is an uncontrolled document once printed or downloaded and is subject to change without notice. Date Created:05/20/2025



COPYRIGHT REGAL BELOIT AMERICA, INC. ALL RIGHTS RESERVED. UNCONTROLLED COPY  
 PROPRIETARY AND CONFIDENTIAL INFORMATION - THIS DOCUMENT IS THE PROPERTY OF  
 REGAL BELOIT AMERICA, INC. ("OWNER") AND CONTAINS OWNER'S PROPRIETARY  
 INFORMATION. ANY PERSON, CORPORATION OR OTHER FIRM RECEIVING IT IS DEEMED,  
 BY RECEIVING IT, TO AGREE THAT IT, AND/OR ANY PART OF IT, SHALL NOT BE DISCLOSED  
 TO ANY PERSON, CORPORATION OR OTHER ENTITY, DUPLICATED, AND/OR USED, EXCEPT  
 AS EXPRESSLY APPROVED IN WRITING IN ADVANCE BY OWNER. THIS DOCUMENT SHALL  
 BE RETURNED TO OWNER UPON REQUEST. IT MAY BE SUBJECT TO CERTAIN  
 RESTRICTIONS UNDER APPLICABLE EXPORT CONTROL LAWS AND REGULATIONS.

DRAWING REVISION <b>A</b>	REVISION BY <b>SN</b>	DATE <b>13/01/2017</b>
ECO <b>ECO-0116390</b>	APPROVED BY <b>SBD</b>	DATE <b>13/01/2017</b>
ECO DESCRIPTION <b>NEW DRAWING RELEASE</b>		

GEOMETRIC TOLERANCE		
LINEAR DIM	>0~6	±0.1
	>6~30	±0.2
	>30~120	±0.3



**NOTES:**

1. PRESSURE-SENSITIVE ADHESIVE COATED PAPER ON THE BACK OF SELF-ADHESIVE.
2. AT THE END OF YELLOW, WORDS, SYMBOLS, LETTERS ARE BLACK, BORDER IS BLACK.
3. THE TOLERANCE OF THE LINEAR SIZE OF THE TOLERANCE WITHOUT THE TOLERANCE BY THE TABLE.

8WD.442.2017

	DRAWN BY <b>SN</b>		<b>Regal Beloit America, Inc.</b>				
	DATE <b>16/12/2016</b>						
	APPROVED BY <b>SBD</b>		DESCRIPTION <b>CONN DIAGRAM-NAMEPLATE</b>				
	DATE <b>16/12/2016</b>						
	REFERENCE		MATERIAL		PROCESS/FINISH		
	THIRD ANGLE PROJECTION		SIZE <b>A</b>		DRAWING NUMBER <b>8442000085</b>		SHEET <b>1 OF 1</b>

**Model No.** TCA0552A1111GAC010

U (V)	Δ / Y Conn	f [Hz]	P [kW]	P [hp]	I [A]	n [RPM]	T [Nm]	IE Class	% EFF at __ load				PF at __ load			I <sub>A</sub> /I <sub>N</sub> [pu]	T <sub>A</sub> /T <sub>N</sub> [pu]	T <sub>K</sub> /T <sub>N</sub> [pu]
400	Δ	50	55	75	97.6	1487	359.08	IE3	5/4FL	FL	3/4FL	1/2FL	FL	3/4FL	1/2FL	7.2	2.2	3.4

Motor type	TCA	Degree of protection	IP 55
Enclosure	TEFC	Mounting type	IM B3
Frame Material	Cast Iron	Cooling method	IC 411
Frame size	250M	Motor weight - approx.	535 kg
Duty	S1	Gross weight - approx.	569 kg
Voltage variation *	± 10%	Motor inertia	1.3974 kgm <sup>2</sup>
Frequency variation *	± 5%	Load inertia	Customer to Provide
Combined variation *	10%	Vibration level	2.2 mm/s
Design	N	Noise level ( 1meter distance from motor)	68 dB(A)
Service factor	1.0	No. of starts hot/cold/Equally spread	2/3/4
Insulation class	F	Starting method	DOL
Ambient temperature	-20 to +40 °C	Type of coupling	Direct
Temperature rise (by resistance)	80 [ Class B ] K	LR withstand time (hot/cold)	15/30 s
Altitude above sea level	1000 meter	Direction of rotation	Bi-directional
Hazardous area classification	NA	Standard rotation	Clockwise form DE
Zone classification	NA	Paint shade	RAL 5014
Gas group	NA	Accessories	
Temperature class	NA	Accessory - 1	PTC 150°C
Rotor type	Aluminum Die cast	Accessory - 2	-
Bearing type	Anti-friction ball	Accessory - 3	-
DE / NDE bearing	6314 C3 / 6314 C3	Terminal box position	TOP
Lubrication method	Regreasable	Maximum cable size/conduit size	1R x 3C x 95mm <sup>2</sup> /2 x M50 x 1.5
Type of grease	CHEVRON SRI-2 or Equivalent	Auxiliary terminal box	NA

 $I_A/I_N$  - Locked Rotor Current / Rated Current

 $T_K/T_N$  - Breakdown Torque / Rated Torque

 $T_A/T_N$  - Locked Rotor Torque / Rated Torque

**NOTE**

All performance values at rated voltage and frequency.

All performance parameters are subjected to standard tolerance as per IEC 60034-1

\* Voltage, Frequency and combine variation are as per IEC60034-1

Technical data are subject to change. There may be discrepancies between calculated and name plate values.

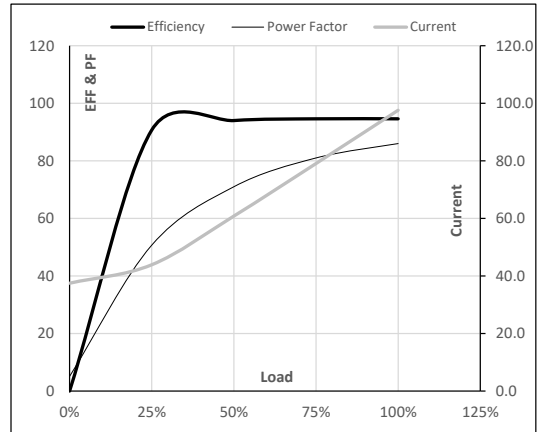
Efficiency	Europe	China	India	Aus/Nz	Brazil	Global IEC
Standards	-	GB 18613-2012 Grade 2	-	-	-	IEC: 60034-30

**Model No.** TCA0552A1111GAC010

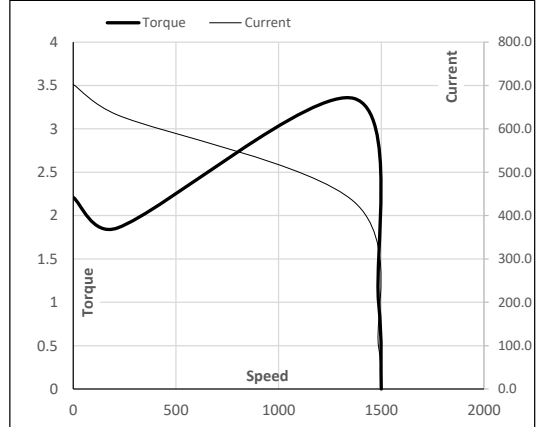
Enclosure	U (V)	Δ / Y Conn	f (Hz)	P [kW]	P [hp]	I [A]	n [RPM]	T [kgm]	T [Nm]	IE Class	Amb [°C]	Duty	Elevation [m]	Inertia [kg-m <sup>2</sup> ]	Weight [kg]
TEFC	400	Δ	50	55	75.0	97.6	1487	36.62	359.08	IE3	40	S1	1000	1.3974	535

**Motor Load Data**

Load Point		NL	1/4FL	1/2FL	3/4FL	FL	5/4FL
Current	A	37.5	43.9	60.8	79.1	97.6	
Torque	Nm	0.0	89.2	178.8	268.7	359.1	
Speed	r/min	1500	1497	1494	1491	1487	
Efficiency	%	0.0	90.7	94.0	94.6	94.6	
Power Factor	%	5.1	50.7	71.0	81.0	86.0	

**Performance vs Load Chart**

**Motor Speed Torque Data**

Load Point		LR	P-Up	BD	Rated	NL
Speed	r/min	0	214	1368	1487	1500
Current	A	702.6	632.3	431.6	97.6	37.5
Torque	pu	2.2	1.9	3.4	1	0

**Starting Characteristics Chart**

**NOTE** Refer data sheet for applicable standard and tolerances on performance parameters

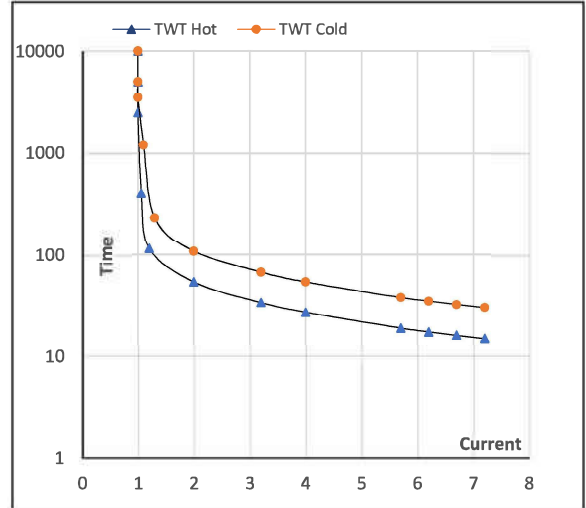
 Issued By  
Issued Date

**Model No. TCA0552A1111GAC010**

Enclosure	U (V)	$\Delta$ / Y Conn	f [Hz]	P [kW]	P [hp]	I [A]	n [rpm]	T [kgm]	T [Nm]	IE Class	Amb [°C]	Duty	Elevation [m]	Inertia [kg-m <sup>2</sup> ]	Weight [kg]
TEFC	400	$\Delta$	50	55	75.0	97.6	1487	36.62	359.08	IE3	40	S1	1000	1.3974	535

**Motor Speed Torque Data**

Load		FL	$I_1$	$I_2$	$I_3$	$I_4$	$I_5$	LR
TWT Hot	s	10000	54	37	27	24	20	15
TWT Cold	s	10000	108	72	54	50	41	30
Current	pu	1	2	3	4	5	5.5	7.2

**Thermal Characteristics Chart**

**NOTE** Refer data sheet for applicable standard and tolerances on performance parameters

Issued By

Issued Date