

PRODUCT INFORMATION PACKET

marathon®

Model No: TCA0454A3131GACD01

Catalog No: TCA0454A3131GACD01

TerraMAX® Cast Iron Motor, 60 HP, 3 Ph, 50 Hz, 415 V, 280M Frame





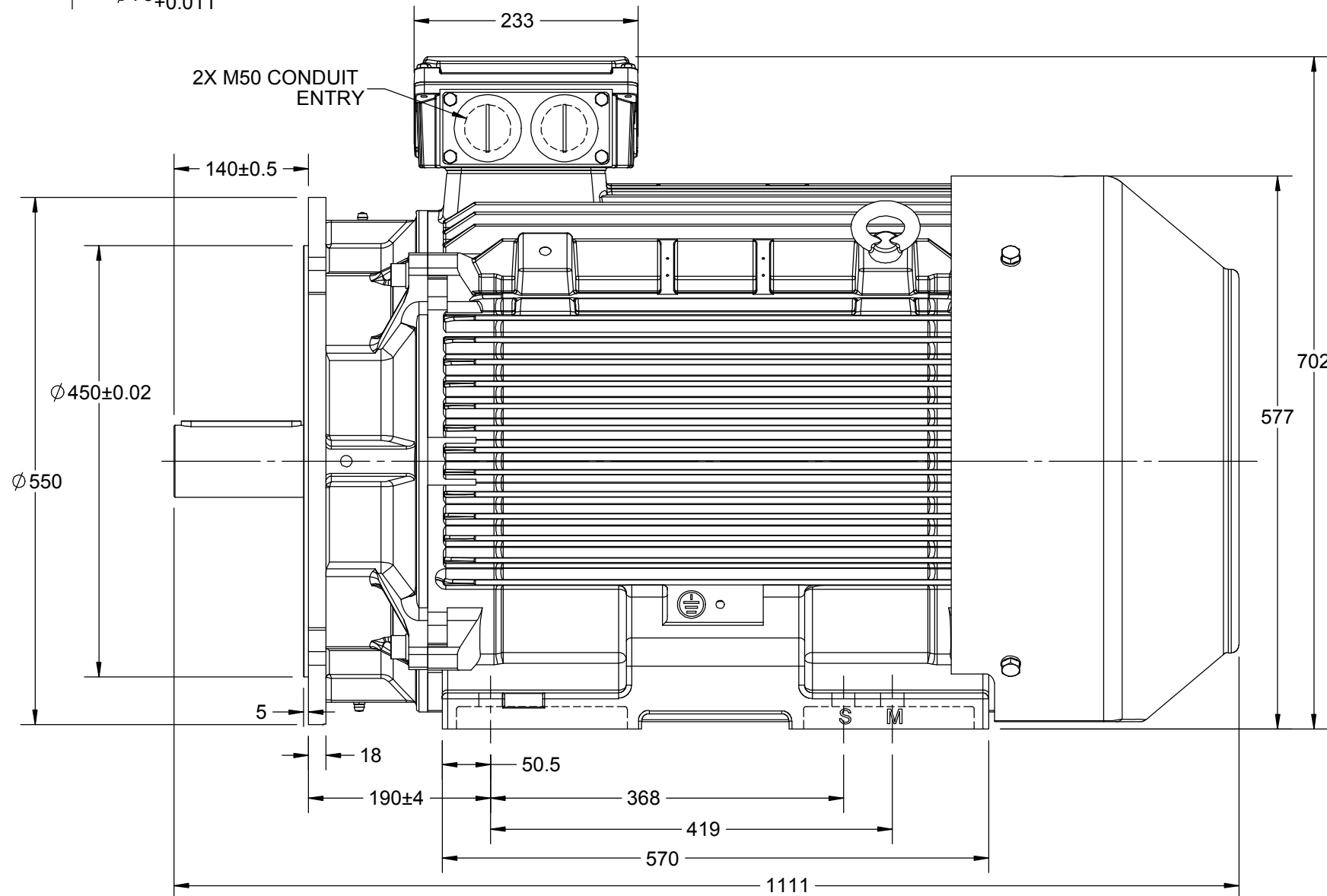
Nameplate Specifications

Phase	3	Output HP	60 Hp
Output KW	45.0 kW	Voltage	415 V
Speed	742 r/min	Service Factor	1
Frame	280M	Enclosure	Totally Enclosed Fan Cooled
Thermal Protection	No Protection	Efficiency	92.2 %
Ambient Temperature	50 °C	Frequency	50 Hz
Current	87.1 A	Power Factor	0.78
Duty	S1	Insulation Class	F
Drive End Bearing Size	6317	Opp Drive End Bearing Size	6317
UL	No	CSA	No
CE	Yes	IP Code	55
Number of Speeds	1	Efficiency Class	IE3

Technical Specifications

Electrical Type	Squirrel Cage	Starting Method	Direct On Line
Poles	8	Rotation	Bi-Directional
Mounting	B35	Motor Orientation	Horizontal
Drive End Bearing	C3	Opp Drive End Bearing	C3
Frame Material	Cast Iron	Shaft Type	Keyed
Overall Length	1111 mm	Frame Length	600 mm
Shaft Diameter	75 mm	Shaft Extension	140 mm
Assembly/Box Mounting	Top		
Outline Drawing	0228000590	Connection Drawing	8442000085

This is an uncontrolled document once printed or downloaded and is subject to change without notice. Date Created:05/20/2025



COPYRIGHT REGAL BELOIT AMERICA, INC. ALL RIGHTS RESERVED. UNCONTROLLED COPY
 PROPRIETARY AND CONFIDENTIAL INFORMATION - THIS DOCUMENT IS THE PROPERTY OF
 REGAL BELOIT AMERICA, INC. ("OWNER") AND CONTAINS OWNER'S PROPRIETARY
 INFORMATION. ANY PERSON, CORPORATION OR OTHER FIRM RECEIVING IT IS DEEMED,
 BY RECEIVING IT, TO AGREE THAT IT, AND/OR ANY PART OF IT, SHALL NOT BE DISCLOSED
 TO ANY PERSON, CORPORATION OR OTHER ENTITY, DUPLICATED, AND/OR USED, EXCEPT
 AS EXPRESSLY APPROVED IN WRITING IN ADVANCE BY OWNER. THIS DOCUMENT SHALL
 BE RETURNED TO OWNER UPON REQUEST. IT MAY BE SUBJECT TO CERTAIN
 RESTRICTIONS UNDER APPLICABLE EXPORT CONTROL LAWS AND REGULATIONS.

DRAWING REVISION A	REVISION BY SN	DATE 13/01/2017
ECO ECO-0116390	APPROVED BY SBD	DATE 13/01/2017
ECO DESCRIPTION NEW DRAWING RELEASE		

GEOMETRIC TOLERANCE		
LINEAR DIM	>0~6	±0.1
	>6~30	±0.2
	>30~120	±0.3



NOTES:

1. PRESSURE-SENSITIVE ADHESIVE COATED PAPER ON THE BACK OF SELF-ADHESIVE.
2. AT THE END OF YELLOW, WORDS, SYMBOLS, LETTERS ARE BLACK, BORDER IS BLACK.
3. THE TOLERANCE OF THE LINEAR SIZE OF THE TOLERANCE WITHOUT THE TOLERANCE BY THE TABLE.

8WD.442.2017

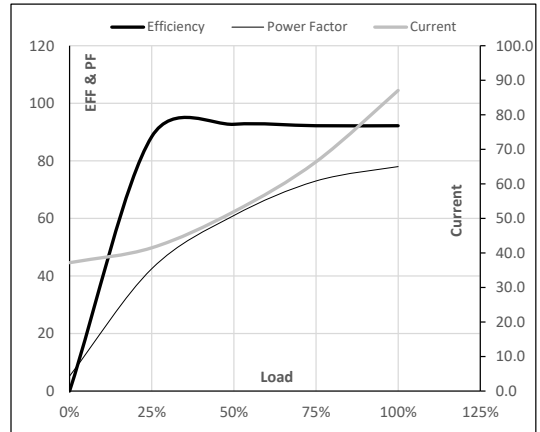
	DRAWN BY SN	Regal Beloit America, Inc.		
	DATE 16/12/2016			
	APPROVED BY SBD	DESCRIPTION CONN DIAGRAM-NAMEPLATE		
	DATE 16/12/2016			
	REFERENCE	MATERIAL	PROCESS/FINISH	
	THIRD ANGLE PROJECTION	SIZE A	DRAWING NUMBER 8442000085	SHEET 1 OF 1

Model No. TCA0454A3131GACD01

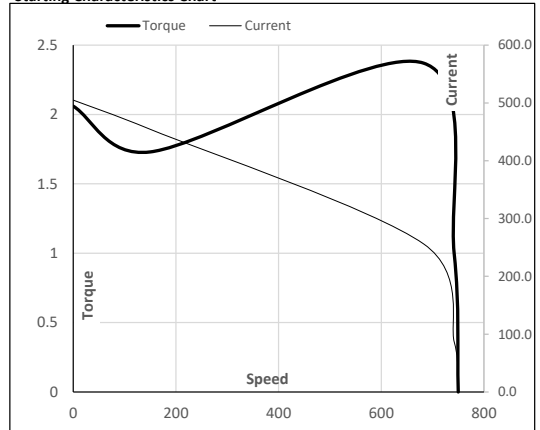
Enclosure	U (V)	Δ / Y Conn	f [Hz]	P [kW]	P [hp]	I [A]	n [RPM]	T [kgm]	T [Nm]	IE Class	Amb [°C]	Duty	Elevation [m]	Inertia [kg-m ²]	Weight [kg]
TEFC	415	Δ	50	45	60.0	87.1	742	58.76	576.25	IE3	50	S1	1000	3.5326	792

Motor Load Data

Load Point		NL	1/4FL	1/2FL	3/4FL	FL	5/4FL
Current	A	37.2	41.5	51.9	66.4	87.1	
Torque	Nm	0.0	142.9	286.5	430.9	576.3	
Speed	r/min	750	748	746	744	742	
Efficiency	%	0.0	88.4	92.7	92.2	92.2	
Power Factor	%	5.2	42.5	61.0	73.0	78.0	

Performance vs Load Chart

Motor Speed Torque Data

Load Point		LR	P-Up	BD	Rated	NL
Speed	r/min	0	150	683	742	750
Current	A	504.9	454.4	256.1	87.1	37.2
Torque	pu	2.1	1.7	2.4	1	0

Starting Characteristics Chart

NOTE Refer data sheet for applicable standard and tolerances on performance parameters

 Issued By
Issued Date

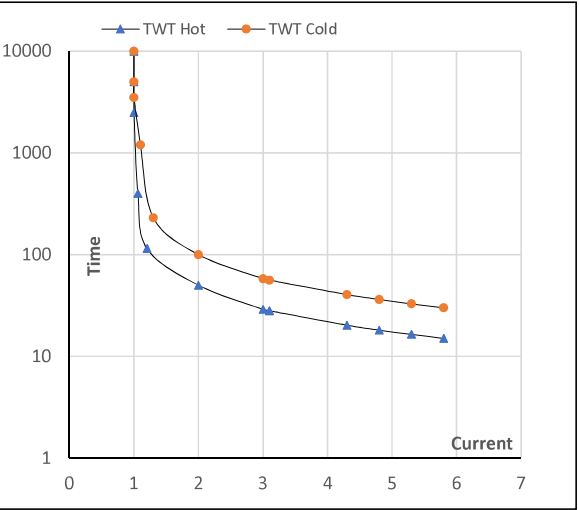
Model No. TCA0454A3131GACD01

Enclosure	U	Δ / Y	f	P	P	I	n	T	T	IE	Amb	Duty	Elevation	Inertia	Weight
	(V)	Conn	[Hz]	[kW]	[hp]	[A]	[rpm]	[kgm]	[Nm]	Class	[°C]		[m]	[kg·m ²]	[kg]
TEFC	415	Δ	50	45	60	87.1	742	58.72	576.25	IE3	50	S1	1000	3.5326	792

Motor Speed Torque Data

Load	FL	I ₁	I ₂	I ₃	I ₄	I ₅	LR
TWT Hot	s 10000	50	29	25	17	16	15
TWT Cold	s 10000	100	58	50	34	31	30
Current	pu	1	2	3	4	5	5.8

Thermal Characteristics Chart



NOTE Refer data sheet for applicable standard and tolerances on performance parameters

Issued By
Issued Date

