

# PRODUCT INFORMATION PACKET

**marathon®**  
Motors

Model No: TCA0303A3131GACD01

Catalog No: TCA0303A3131GACD01

Cast Iron Motor, 40 HP, 3 Ph, 50 Hz, 415 V, 1000 RPM, 225M Frame, TEFC



Regal and Marathon are trademarks of Regal Rexnord Corporation or one of its affiliated companies.  
©2022 Regal Rexnord Corporation, All Rights Reserved. MC017097E

**RegalRexnord**

### Nameplate Specifications

Output HP	40 Hp	Output KW	30.0 kW
Frequency	50 Hz	Voltage	415 V
Current	54.8 A	Speed	988 rpm
Service Factor	1	Phase	3
Efficiency	92.9 %	Power Factor	0.82
Duty	S1	Insulation Class	F
Frame	225M	Enclosure	Totally Enclosed Fan Cooled
Thermal Protection	No Protection	Ambient Temperature	50 °C
Drive End Bearing Size	6313	Opp Drive End Bearing Size	6213
UL	No	CSA	No
CE	Yes	IP Code	55
Number of Speeds	1	Efficiency Class	IE3

### Technical Specifications

Electrical Type	Squirrel Cage	Starting Method	Direct On Line
Poles	6	Rotation	Bi-Directional
Mounting	B35	Motor Orientation	Horizontal
Drive End Bearing	C3	Opp Drive End Bearing	C3
Frame Material	Cast Iron	Shaft Type	Keyed
Overall Length	862 mm	Frame Length	425 mm
Shaft Diameter	60 mm	Shaft Extension	140 mm
Assembly/Box Mounting	Top		
Outline Drawing	0222500463	Connection Drawing	8442000085

This is an uncontrolled document once printed or downloaded and is subject to change without notice. Date Created:12/01/2022

4

3

2

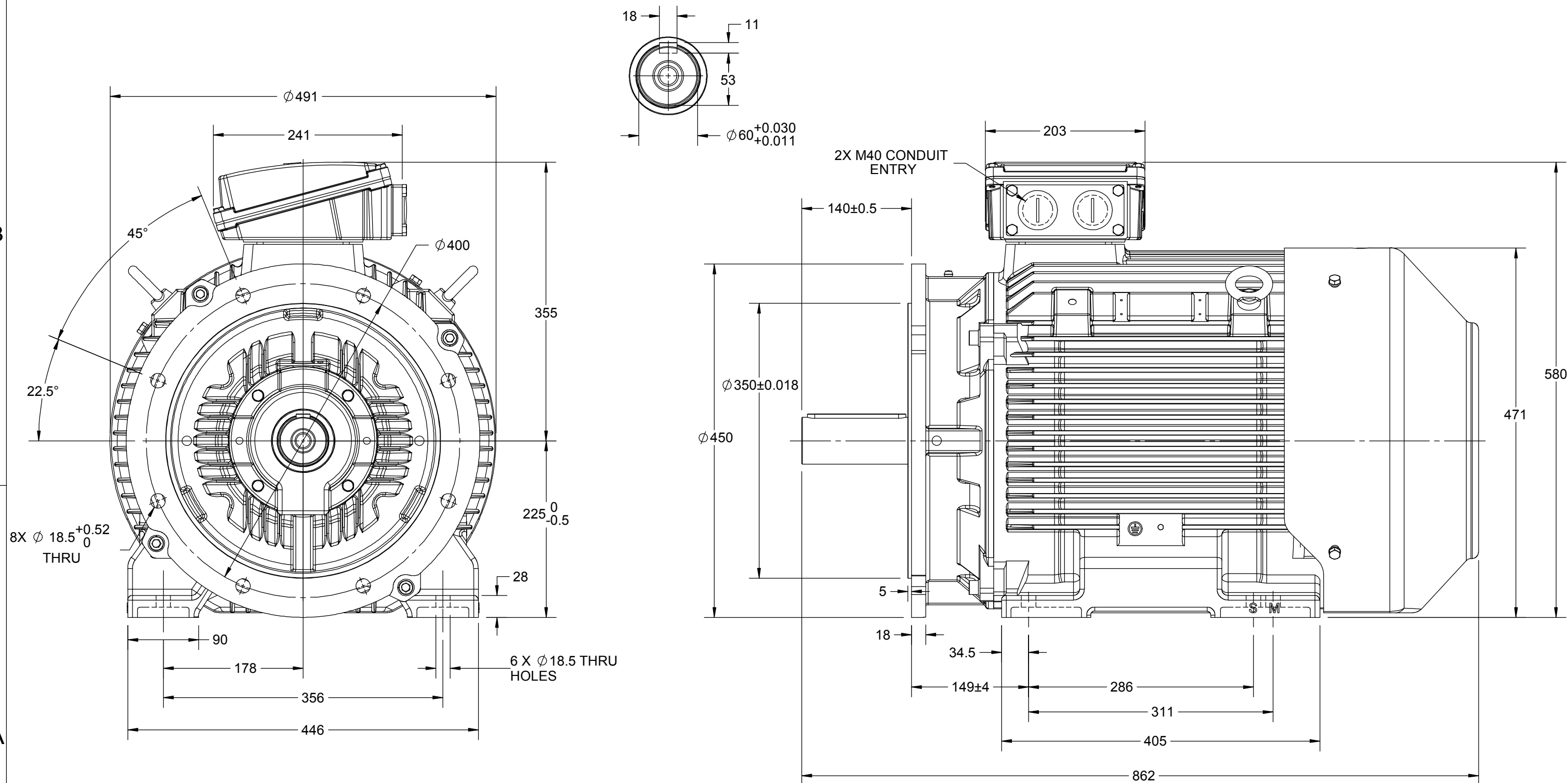
1

B

B

A

A



DRAWING REVISION B	REVISION BY NIV	DATE 24/04/2019		DRAWN BY JOY				
ECO ECO-0165600	APPROVED BY SR	DATE 24/04/2019		DATE 18/07/2014				
ECO DESCRIPTION				APPROVED BY SBD	DESCRIPTION			
MODEL UPDATED				DATE 18/07/2014	OUTLINE			
COPYRIGHT REGAL BELOIT AMERICA, INC. ALL RIGHTS RESERVED. PROPRIETARY AND CONFIDENTIAL INFORMATION - THIS DOCUMENT IS THE PROPERTY OF REGAL BELOIT AMERICA, INC. ("OWNER") AND CONTAINS OWNER'S PROPRIETARY INFORMATION. ANY PERSON, CORPORATION OR OTHER FIRM RECEIVING IT IS DEEMED, BY RECEIVING IT, TO AGREE THAT IT, AND/OR ANY PART OF IT, SHALL NOT BE DISCLOSED TO ANY PERSON, CORPORATION OR OTHER ENTITY, DUPLICATED, AND/OR USED, EXCEPT AS EXPRESSLY APPROVED IN WRITING IN ADVANCE BY OWNER. THIS DOCUMENT SHALL BE RETURNED TO OWNER UPON REQUEST. IT MAY BE SUBJECT TO CERTAIN RESTRICTIONS UNDER APPLICABLE EXPORT CONTROL LAWS AND REGULATIONS.				REFERENCE	MATERIAL		PROCESS/FINISH	
				THIRD ANGLE PROJECTION		SIZE B	DRAWING NUMBER 0222500463	
				225FR-B35 MTG MOTOR TYPE: TCA				

4

3

2

1

COPYRIGHT REGAL BELOIT AMERICA, INC. ALL RIGHTS RESERVED. UNCONTROLLED COPY  
 PROPRIETARY AND CONFIDENTIAL INFORMATION - THIS DOCUMENT IS THE PROPERTY OF  
 REGAL BELOIT AMERICA, INC. ("OWNER") AND CONTAINS OWNER'S PROPRIETARY  
 INFORMATION. ANY PERSON, CORPORATION OR OTHER FIRM RECEIVING IT IS DEEMED,  
 BY RECEIVING IT, TO AGREE THAT IT, AND/OR ANY PART OF IT, SHALL NOT BE DISCLOSED  
 TO ANY PERSON, CORPORATION OR OTHER ENTITY, DUPLICATED, AND/OR USED, EXCEPT  
 AS EXPRESSLY APPROVED IN WRITING IN ADVANCE BY OWNER. THIS DOCUMENT SHALL  
 BE RETURNED TO OWNER UPON REQUEST. IT MAY BE SUBJECT TO CERTAIN  
 RESTRICTIONS UNDER APPLICABLE EXPORT CONTROL LAWS AND REGULATIONS.

DRAWING REVISION <b>A</b>	REVISION BY <b>SN</b>	DATE <b>13/01/2017</b>
ECO <b>ECO-0116390</b>	APPROVED BY <b>SBD</b>	DATE <b>13/01/2017</b>
ECO DESCRIPTION <b>NEW DRAWING RELEASE</b>		

GEOMETRIC TOLERANCE		
LINEAR DIM	>0~6	±0.1
	>6~30	±0.2
	>30~120	±0.3



# NOTES:

1. PRESSURE-SENSITIVE ADHESIVE COATED PAPER ON THE BACK OF SELF-ADHESIVE.
2. AT THE END OF YELLOW, WORDS, SYMBOLS, LETTERS ARE BLACK, BORDER IS BLACK.
3. THE TOLERANCE OF THE LINEAR SIZE OF THE TOLERANCE WITHOUT THE TOLERANCE BY THE TABLE.

8WD.442.2017

	DRAWN BY <b>SN</b>	Regal Beloit America, Inc.	
	DATE <b>16/12/2016</b>		
	APPROVED BY <b>SBD</b>	DESCRIPTION <b>CONN DIAGRAM-NAMEPLATE</b>	
	DATE <b>16/12/2016</b>		
	REFERENCE	MATERIAL	PROCESS/FINISH
	THIRD ANGLE PROJECTION	SIZE <b>A</b>	DRAWING NUMBER <b>8442000085</b>

SHEET  
1 OF 1

**Model No.** TCA0303A3131GACD01

U (V)	Δ / Y Conn	f [Hz]	P [kW]	P [hp]	I [A]	n [RPM]	T [Nm]	IE Class	% EFF at __ load				PF at __ load			I <sub>A</sub> /I <sub>N</sub> [pu]	T <sub>A</sub> /T <sub>N</sub> [pu]	T <sub>K</sub> /T <sub>N</sub> [pu]
415	Δ	50	30	40	54.8	988	288.40	IE3	5/4FL	FL	3/4FL	1/2FL	FL	3/4FL	1/2FL	7.3	2.4	3.1
									-	92.9	92.9	92	0.82	0.76	0.64			

Motor type	TCA
Enclosure	TEFC
Frame Material	Cast Iron
Frame size	225M
Duty	S1
Voltage variation *	± 10%
Frequency variation *	± 5%
Combined variation *	10%
Design	N
Service factor	1.0
Insulation class	F
Ambient temperature	-20 to +50 °C
Temperature rise (by resistance)	70 [ Class B ] K
Altitude above sea level	1000 meter
Hazardous area classification	NA
Zone classification	NA
Gas group	NA
Temperature class	NA
Rotor type	Aluminum Die cast
Bearing type	Anti-friction ball bearing
DE / NDE bearing	6313 C3 / 6213 C3
Lubrication method	Regreasable
Type of grease	Shell Gadus S5 V100 or Equivalent

Degree of protection	IP 55
Mounting type	IM B35
Cooling method	IC 411
Motor weight - approx.	411 kg
Gross weight - approx.	441 kg
Motor inertia	1.0246 kgm <sup>2</sup>
Load inertia	Customer to Provide
Vibration level	2.2 mm/s
Noise level ( 1meter distance from motor)	63 dB(A)
No. of starts hot/cold/Equally spread	2/3/4
Starting method	DOL
Type of coupling	Direct
LR withstand time (hot/cold)	12/25 s
Direction of rotation	Bi-directional
Standard rotation	Clockwise form DE
Paint shade	RAL 5014
Accessories	
Accessory - 1	-
Accessory - 2	-
Accessory - 3	-
Terminal box position	TOP
Maximum cable size/conduit size	1R x 3C x 50mm <sup>2</sup> /2 x M40 x 1.5
Auxiliary terminal box	NA

I<sub>A</sub>/I<sub>N</sub> - Locked Rotor Current / Rated Current

T<sub>K</sub>/T<sub>N</sub> - Breakdown Torque / Rated Torque

T<sub>A</sub>/T<sub>N</sub> - Locked Rotor Torque / Rated Torque

**NOTE**

All performance values at rated voltage and frequency.

All performance parameters are subjected to standard tolerance as per IEC 60034-1

\* Voltage, Frequency and combine variation are as per IEC60034-1

Technical data are subject to change. There may be discrepancies between calculated and name plate values.

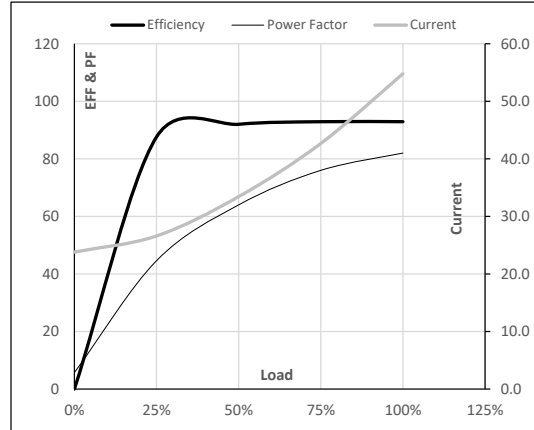
Efficiency	Europe	China	India	Aus/Nz	Brazil	Global IEC
Standards	-	-	IS 12615 : 2018	-	-	-

**Model No.** TCA0303A3131GACD01

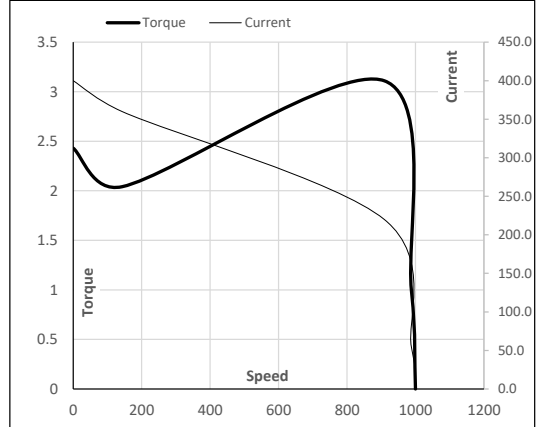
Enclosure	U (V)	Δ / Y Conn	f (Hz)	P [kW]	P [hp]	I [A]	n [RPM]	T [kgm]	T [Nm]	IE Class	Amb [°C]	Duty	Elevation [m]	Inertia [kg-m <sup>2</sup> ]	Weight [kg]
TEFC	415	Δ	50	30	40.0	54.8	988	29.41	288.40	IE3	50	S1	1000	1.0246	411

**Motor Load Data**

Load Point		NL	1/4FL	1/2FL	3/4FL	FL	5/4FL
Current	A	23.8	26.6	33.4	42.7	54.8	
Torque	Nm	0.0	71.4	143.3	215.6	288.4	
Speed	r/min	1000	997	994	991	988	
Efficiency	%	0.0	87.6	92.0	92.9	92.9	
Power Factor	%	5.7	44.6	64.0	76.0	82.0	

**Performance vs Load Chart**

**Motor Speed Torque Data**

Load Point		LR	P-Up	BD	Rated	NL
Speed	r/min	0	143	909	988	1000
Current	A	400.0	360.0	219.9	54.8	23.8
Torque	pu	2.4	2.0	3.1	1	0

**Starting Characteristics Chart**

**NOTE** Refer data sheet for applicable standard and tolerances on performance parameters

 Issued By  
Issued Date



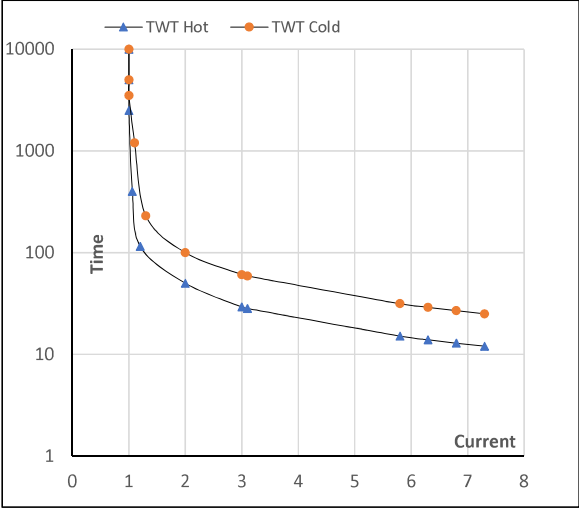
Model No. TCA0303A3131GACD01

Enclosure	U (V)	Δ / Y Conn	f [Hz]	P [kW]	P [hp]	I [A]	n [rpm]	T [kgm]	T [Nm]	IE Class	Amb [°C]	Duty	Elevation [m]	Inertia [kg·m <sup>2</sup> ]	Weight [kg]
TEFC	415	Δ	50	30	40	54.8	988	29.39	288.40	IE3	50	S1	1000	1.0246	411

Motor Speed Torque Data

Load	FL	I <sub>1</sub>	I <sub>2</sub>	I <sub>3</sub>	I <sub>4</sub>	I <sub>5</sub>	LR	
TWT Hot	s 10000	50	29	25	20	17	12	
TWT Cold	s 10000	100	61	55	40	35	25	
Current	pu	1	2	3	4	5	5.5	7.3

Thermal Characteristics Chart



NOTE Refer data sheet for applicable standard and tolerances on performance parameters

Issued By  
Issued Date



## EC Declaration of Conformity

The undersigned representing  
the manufacturer:

Regal Beloit America  
100 East Randolph St.  
Wausau, WI 54401

and the authorized representative  
established within the Community:

Marathon Electric UK  
6F Thistleton Road Ind. Estate  
Market Overton  
Oakham, Rutland LE15 7PP UK

are committed to providing customers with products that comply with applicable regulations and international protocols to which they are subject, including the requirements of the European Parliament Directive on the Harmonization of the laws relating to electrical equipment designed for use within certain voltage limits (2014/35/EU).

Regal Beloit America declares that the following product(s), to which this declaration relates, are in conformity with the relevant sections of the EC standards listed below.

This statement supersedes any statements previously issued pertaining to the product(s) listed below and is subject to change without notice.

Model No : TCA0303A3131GACD01

(Model No. may contain prefix and/or suffix characters)

Catalog No : TCA0303A3131GACD01

Rework No : N/A

Directives :

Low Voltage Directive 2014/35/EU

Harmonized Standards Used :

EN 60034-1: 2010 (IEC 60034-1: 2010)

EN 60034-5: 2001/A1:2007 (IEC 60034-5: 2000/A1:2006)

Authorized Representative:



Michael A. Logsdon  
Vice President, Technology

Authorized Representative in the Community:



Julian Clark  
Marketing Engineer

Created on 09/01/2022

**CE 22**