

PRODUCT INFORMATION PACKET

marathon®
Motors

Model No: TCA0221A1131GAC010

Catalog No: TCA0221A1131GAC010

TerraMAX® Cast Iron Motor, 30 HP, 3 Ph, 50 Hz, 400 V, 3000 RPM, 180M Frame, TEFC



Regal and Marathon are trademarks of Regal Rexnord Corporation or one of its affiliated companies.

©2022 Regal Rexnord Corporation, All Rights Reserved. MC017097E

RegalRexnord

Nameplate Specifications

Output HP	30 Hp	Output KW	22.0 kW
Frequency	50 Hz	Voltage	400 V
Current	39.4 A	Speed	2961 rpm
Service Factor	1	Phase	3
Efficiency	92.7 %	Power Factor	0.87
Duty	S1	Insulation Class	F
Frame	180M	Enclosure	Totally Enclosed Fan Cooled
Thermal Protection	No Protection	Ambient Temperature	40 °C
Drive End Bearing Size	6311	Opp Drive End Bearing Size	6211
UL	No	CSA	No
CE	Yes	IP Code	55
Number of Speeds	1	Efficiency Class	IE3

Technical Specifications

Electrical Type	Squirrel Cage	Starting Method	Direct On Line
Poles	2	Rotation	Bi-Directional
Mounting	B35	Motor Orientation	Horizontal
Drive End Bearing	2z-C3	Opp Drive End Bearing	2z-C3
Frame Material	Cast Iron	Shaft Type	Keyed
Overall Length	712 mm	Frame Length	328 mm
Shaft Diameter	48 mm	Shaft Extension	110 mm
Assembly/Box Mounting	Top		
Connection Drawing	8442000085	Outline Drawing	0218000513

This is an uncontrolled document once printed or downloaded and is subject to change without notice. Date Created:12/01/2022

4

3

Uncontrolled Copy

2

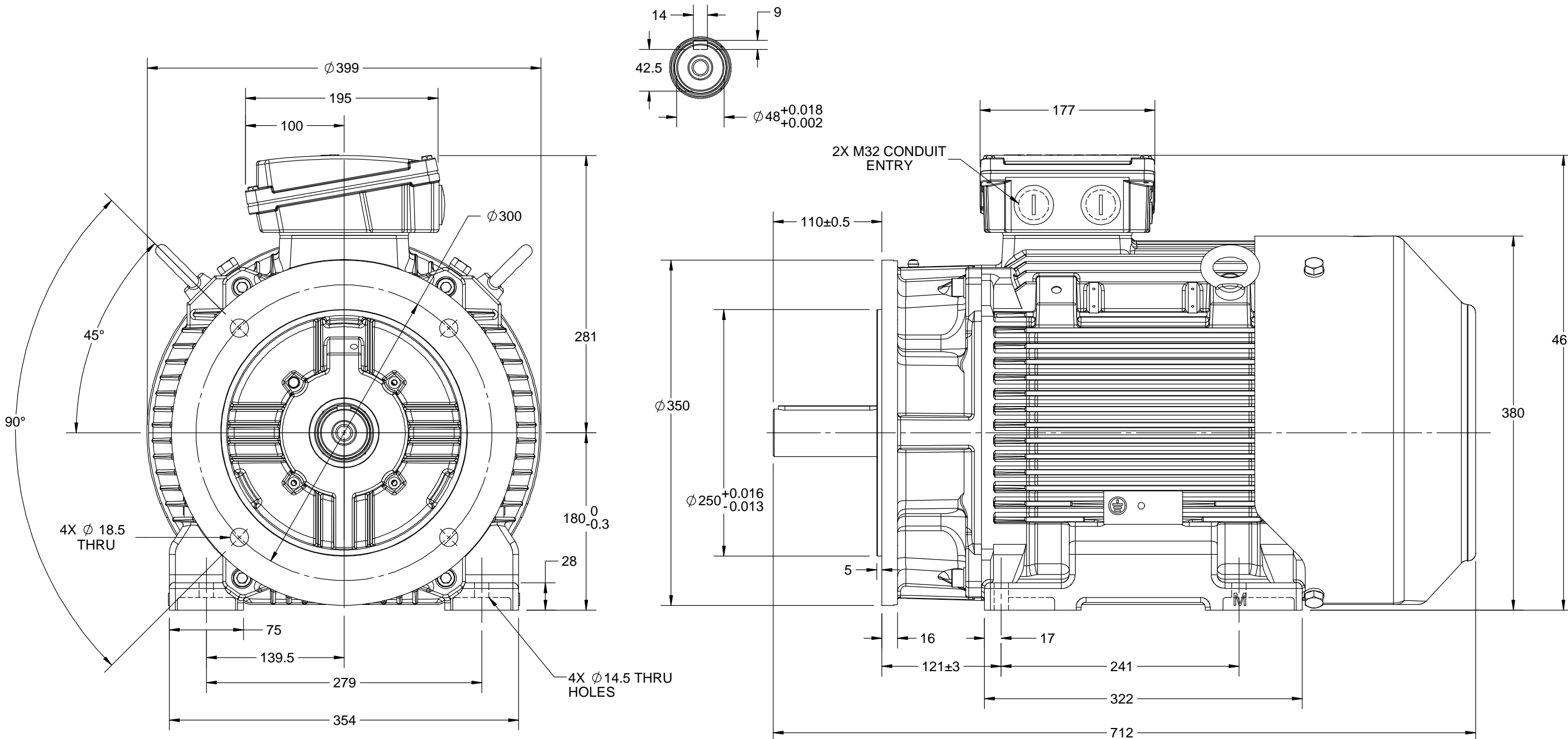
1

B

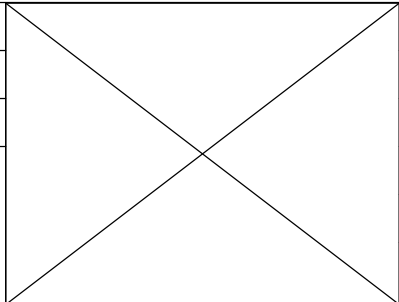
B

A

A



DRAWING REVISION B	REVISION BY S.MUDDA	DATE 16/11/2018
ECO ECO-0156513	APPROVED BY JAY	DATE 16/11/2018
ECO DESCRIPTION OUTLINE UPDATED AS PER NEW 3D STRUCTURING		
COPYRIGHT REGAL BELOIT AMERICA, INC. ALL RIGHTS RESERVED. PROPRIETARY AND CONFIDENTIAL INFORMATION - THIS DOCUMENT IS THE PROPERTY OF REGAL BELOIT AMERICA, INC. ("OWNER") AND CONTAINS OWNER'S PROPRIETARY INFORMATION. ANY PERSON, CORPORATION OR OTHER FIRM RECEIVING IT IS DEEMED, BY RECEIVING IT, TO AGREE THAT IT, AND/OR ANY PART OF IT, SHALL NOT BE DISCLOSED TO ANY PERSON, CORPORATION OR OTHER ENTITY, DUPLICATED, AND/OR USED, EXCEPT AS EXPRESSLY APPROVED IN WRITING IN ADVANCE BY OWNER. THIS DOCUMENT SHALL BE RETURNED TO OWNER UPON REQUEST. IT MAY BE SUBJECT TO CERTAIN RESTRICTIONS UNDER APPLICABLE EXPORT CONTROL LAWS AND REGULATIONS.		



DRAWN BY ESK	marathon™ Motors	
DATE 10/11/2014		
APPROVED BY KRK	DESCRIPTION OUTLINE 180M FR-B35 MTG. MOTOR TYPE: TCA	
DATE 10/11/2014	MATERIAL	
REFERENCE	PROCESS/FINISH	
THIRD ANGLE PROJECTION	SIZE B	DRAWING NUMBER 0218000513
		SHEET 1 OF 1

4

3

2

1

COPYRIGHT REGAL BELOIT AMERICA, INC. ALL RIGHTS RESERVED. UNCONTROLLED COPY
 PROPRIETARY AND CONFIDENTIAL INFORMATION - THIS DOCUMENT IS THE PROPERTY OF
 REGAL BELOIT AMERICA, INC. ("OWNER") AND CONTAINS OWNER'S PROPRIETARY
 INFORMATION. ANY PERSON, CORPORATION OR OTHER FIRM RECEIVING IT IS DEEMED,
 BY RECEIVING IT, TO AGREE THAT IT, AND/OR ANY PART OF IT, SHALL NOT BE DISCLOSED
 TO ANY PERSON, CORPORATION OR OTHER ENTITY, DUPLICATED, AND/OR USED, EXCEPT
 AS EXPRESSLY APPROVED IN WRITING IN ADVANCE BY OWNER. THIS DOCUMENT SHALL
 BE RETURNED TO OWNER UPON REQUEST. IT MAY BE SUBJECT TO CERTAIN
 RESTRICTIONS UNDER APPLICABLE EXPORT CONTROL LAWS AND REGULATIONS.

DRAWING REVISION A	REVISION BY SN	DATE 13/01/2017
ECO ECO-0116390	APPROVED BY SBD	DATE 13/01/2017
ECO DESCRIPTION NEW DRAWING RELEASE		

GEOMETRIC TOLERANCE		
LINEAR DIM	>0~6	±0.1
	>6~30	±0.2
	>30~120	±0.3



NOTES:

1. PRESSURE-SENSITIVE ADHESIVE COATED PAPER ON THE BACK OF SELF-ADHESIVE.
2. AT THE END OF YELLOW, WORDS, SYMBOLS, LETTERS ARE BLACK, BORDER IS BLACK.
3. THE TOLERANCE OF THE LINEAR SIZE OF THE TOLERANCE WITHOUT THE TOLERANCE BY THE TABLE.

8WD.442.2017



DRAWN BY SN	 Regal Beloit America, Inc.		
	DESCRIPTION CONN DIAGRAM-NAMEPLATE		
	MATERIAL		PROCESS/FINISH
	SIZE A	DRAWING NUMBER 8442000085	SHEET 1 OF 1

Model No. TCA0221A1131GAC010

U (V)	Δ / Y Conn	f [Hz]	P [kW]	P [hp]	I [A]	n [RPM]	T [Nm]	IE Class	% EFF at __ load				PF at __ load			I_A/I_N [pu]	T_A/T_N [pu]	T_K/T_N [pu]
									5/4FL	FL	3/4FL	1/2FL	FL	3/4FL	1/2FL			
400	Δ	50	22	30	39.4	2961	72.16	IE3	-	92.7	92.7	91.3	0.87	0.83	0.72	7.4	2.2	3.6

Motor type	TCA	Degree of protection	IP 55
Enclosure	TEFC	Mounting type	IM B35
Frame Material	Cast Iron	Cooling method	IC 411
Frame size	180M	Motor weight - approx.	217 kg
Duty	S1	Gross weight - approx.	237 kg
Voltage variation *	± 10%	Motor inertia	0.1399 kgm ²
Frequency variation *	± 5%	Load inertia	Customer to Provide
Combined variation *	10%	Vibration level	2.2 mm/s
Design	N	Noise level (1meter distance from motor)	72 dB(A)
Service factor	1.0	No. of starts hot/cold/Equally spread	2/3/4
Insulation class	F	Starting method	DOL
Ambient temperature	-20 to +40 °C	Type of coupling	Direct
Temperature rise (by resistance)	80 [Class B] K	LR withstand time (hot/cold)	15/30 s
Altitude above sea level	1000 meter	Direction of rotation	Bi-directional
Hazardous area classification	NA	Standard rotation	Clockwise form DE
Zone classification	NA	Paint shade	RAL 5014
Gas group	NA	Accessories	
Temperature class	NA	Accessory - 1	PTC 150°C
Rotor type	Aluminum Die cast	Accessory - 2	-
Bearing type	Anti-friction ball	Accessory - 3	-
DE / NDE bearing	6311-2Z / 6211-2Z	Terminal box position	TOP
Lubrication method	Greased for life	Maximum cable size/conduit size	1R x 3C x 35mm ² /2 X M32 x 1.5
Type of grease	NA	Auxiliary terminal box	NA

 I_A/I_N - Locked Rotor Current / Rated Current

 T_K/T_N - Breakdown Torque / Rated Torque

 T_A/T_N - Locked Rotor Torque / Rated Torque

NOTE

All performance values at rated voltage and frequency.

All performance parameters are subjected to standard tolerance as per IEC 60034-1

* Voltage, Frequency and combine variation are as per IEC60034-1

Technical data are subject to change. There may be discrepancies between calculated and name plate values.

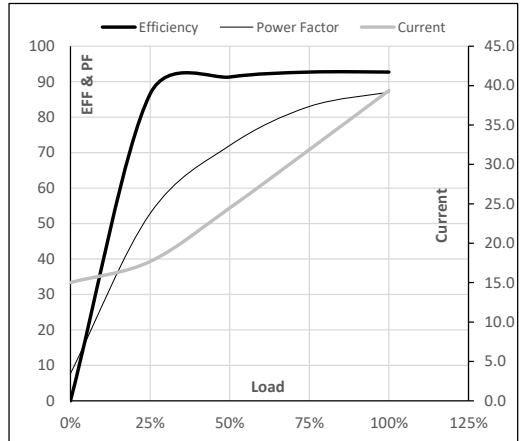
Efficiency	Europe	China	India	Aus/Nz	Brazil	Global IEC
Standards	-	GB 18613-2012 Grade 2	-	-	-	IEC: 60034-30

Model No. TCA0221A1131GAC010

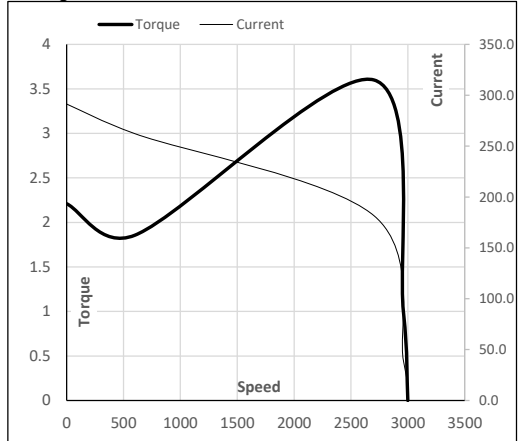
Enclosure	U (V)	Δ / Y Conn	f (Hz)	P (kW)	P (hp)	I (A)	n (RPM)	T (kgm)	T (Nm)	IE Class	Amb [°C]	Duty	Elevation (m)	Inertia (kg-m ²)	Weight (kg)
TEFC	400	Δ	50	22	30.0	39.4	2961	7.36	72.16	IE3	40	S1	1000	0.1399	217

Motor Load Data

Load Point		NL	1/4FL	1/2FL	3/4FL	FL	5/4FL
Current	A	15.0	17.7	24.5	31.9	39.4	
Torque	Nm	0.0	17.9	35.8	53.9	72.2	
Speed	r/min	3000	2990	2981	2971	2961	
Efficiency	%	0.0	86.5	91.3	92.7	92.7	
Power Factor	%	7.7	52.8	72.0	83.0	87.0	

Performance vs Load Chart

Motor Speed Torque Data

Load Point		LR	P-Up	BD	Rated	NL
Speed	r/min	0	600	2703	2961	3000
Current	A	291.4	262.2	181.6	39.4	15.0
Torque	pu	2.2	1.9	3.6	1	0

Starting Characteristics Chart

NOTE Refer data sheet for applicable standard and tolerances on performance parameters

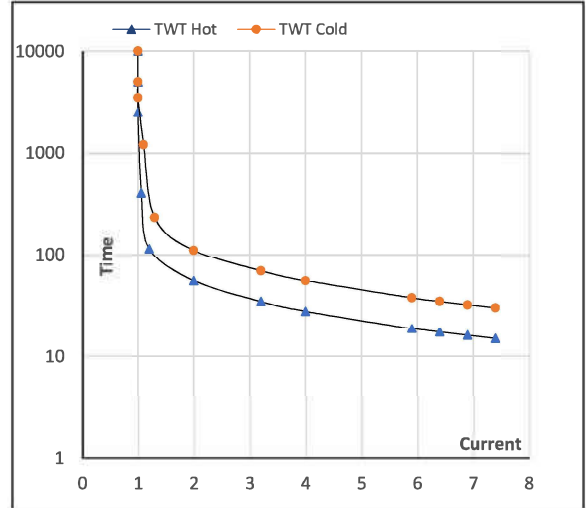
 Issued By
Issued Date

Model No. TCA0221A1131GAC010

Enclosure	U (V)	Δ / Y Conn	f [Hz]	P [kW]	P [hp]	I [A]	n [rpm]	T [kgm]	T [Nm]	IE Class	Amb [°C]	Duty	Elevation [m]	Inertia [kg-m ²]	Weight [kg]
TEFC	400	Δ	50	22	30.0	39.4	2961	7.36	72.16	IE3	40	S1	1000	0.1399	217

Motor Speed Torque Data

Load	FL	I_1	I_2	I_3	I_4	I_5	LR
TWT Hot	s 10000	56	40	28	25	22	15
TWT Cold	s 10000	111	80	56	45	40	30
Current	pu	1	2	4	5	5.5	7.4

Thermal Characteristics Chart

NOTE Refer data sheet for applicable standard and tolerances on performance parameters

Issued By

Issued Date