

PRODUCT INFORMATION PACKET

Model No: TCA0153A1113GAC010

Catalog No: TCA0153A1113GAC010

TerraMAX® Cast Iron Motor, 20 HP, 3 Ph, 50 Hz, 400 V, 1000 RPM, 180L Frame, TEFC



Regal and Marathon are trademarks of Regal Rexnord Corporation or one of its affiliated companies.

©2022 Regal Rexnord Corporation, All Rights Reserved. MC017097E

Nameplate Specifications

Output HP	20 Hp	Output KW	15.0 kW
Frequency	50 Hz	Voltage	400 V
Current	30.4 A	Speed	982 rpm
Service Factor	1	Phase	3
Efficiency	91.2 %	Power Factor	0.78
Duty	S1	Insulation Class	F
Frame	180L	Enclosure	Totally Enclosed Fan Cooled
Thermal Protection	No Protection	Ambient Temperature	40 °C
Drive End Bearing Size	6311	Opp Drive End Bearing Size	6211
UL	No	CSA	No
CE	Yes	IP Code	55
Efficiency Class	IE3		

Technical Specifications

Electrical Type	Squirrel Cage	Starting Method	Direct On Line
Poles	6	Rotation	Bi-Directional
Mounting	B3	Motor Orientation	Horizontal
Drive End Bearing	2z-C3	Opp Drive End Bearing	2z-C3
Frame Material	Cast Iron	Shaft Type	Keyed
Overall Length	750 mm	Frame Length	366 mm
Shaft Diameter	48 mm	Shaft Extension	110 mm
Assembly/Box Mounting	R Side		
Outline Drawing	0218000764	Connection Drawing	8442000085

This is an uncontrolled document once printed or downloaded and is subject to change without notice. Date Created:12/01/2022

COPYRIGHT REGAL BELOIT AMERICA, INC. ALL RIGHTS RESERVED. UNAUTHORIZED REPRODUCTION OR DISTRIBUTION OF THIS DOCUMENT IS PROHIBITED. REGAL BELOIT AMERICA, INC. ("OWNER") AND CONTAINS OWNER'S PROPRIETARY INFORMATION. ANY PERSON, CORPORATION OR OTHER FIRM RECEIVING IT IS DEEMED, BY RECEIVING IT, TO AGREE THAT IT, AND/OR ANY PART OF IT, SHALL NOT BE DISCLOSED TO ANY PERSON, CORPORATION OR OTHER ENTITY, DUPLICATED, AND/OR USED, EXCEPT AS EXPRESSLY APPROVED IN WRITING IN ADVANCE BY OWNER. THIS DOCUMENT SHALL BE RETURNED TO OWNER UPON REQUEST. IT MAY BE SUBJECT TO CERTAIN RESTRICTIONS UNDER APPLICABLE EXPORT CONTROL LAWS AND REGULATIONS.

DRAWING REVISION A	REVISION BY SN	DATE 13/01/2017
ECO ECO-0116390	APPROVED BY SBD	DATE 13/01/2017
ECO DESCRIPTION NEW DRAWING RELEASE		

GEOMETRIC TOLERANCE		
LINEAR DIM	>0~6	±0.1
	>6~30	±0.2
	>30~120	±0.3



NOTES:

1. PRESSURE-SENSITIVE ADHESIVE COATED PAPER ON THE BACK OF SELF-ADHESIVE.
2. AT THE END OF YELLOW, WORDS, SYMBOLS, LETTERS ARE BLACK, BORDER IS BLACK.
3. THE TOLERANCE OF THE LINEAR SIZE OF THE TOLERANCE WITHOUT THE TOLERANCE BY THE TABLE.

8WD.442.2017



DRAWN BY SN	DATE 16/12/2016		 Regal Beloit America, Inc.	
	APPROVED BY SBD	DESCRIPTION CONN DIAGRAM-NAMEPLATE		
	DATE 16/12/2016	REFERENCE	MATERIAL	PROCESS/FINISH
	THIRD ANGLE PROJECTION 	SIZE A	DRAWING NUMBER 8442000085	SHEET 1 OF 1

Model No. TCA0153A1113GAC010

U (V)	Δ / Y Conn	f [Hz]	P [kW]	P [hp]	I [A]	n [RPM]	T [Nm]	IE Class	% EFF at __ load			PF at __ load			I _A /I _N [pu]	T _A /T _N [pu]	T _K /T _N [pu]	
									5/4FL	FL	3/4FL	1/2FL	FL	3/4FL				1/2FL
400	Δ	50	15	20	30.4	982	145.17	IE3	-	91.2	91.2	90.7	0.78	0.72	0.58	6.1	2.1	2.7

Motor type	TCA	Degree of protection	IP 55
Enclosure	TEFC	Mounting type	IM B3
Frame Material	Cast Iron	Cooling method	IC 411
Frame size	180L	Motor weight - approx.	221 kg
Duty	S1	Gross weight - approx.	241 kg
Voltage variation *	± 10%	Motor inertia	0.3035 kgm ²
Frequency variation *	± 5%	Load inertia	Customer to Provide
Combined variation *	10%	Vibration level	2.2 mm/s
Design	N	Noise level (1meter distance from motor)	62 dB(A)
Service factor	1.0	No. of starts hot/cold/Equally spread	2/3/4
Insulation class	F	Starting method	DOL
Ambient temperature	-20 to +40 °C	Type of coupling	Direct
Temperature rise (by resistance)	80 [Class B] K	LR withstand time (hot/cold)	15/30 s
Altitude above sea level	1000 meter	Direction of rotation	Bi-directional
Hazardous area classification	NA	Standard rotation	Clockwise form DE
Zone classification	NA	Paint shade	RAL 5014
Gas group	NA	Accessories	
Temperature class	NA	Accessory - 1	PTC 150°C
Rotor type	Aluminum Die cast	Accessory - 2	-
Bearing type	Anti-friction ball	Accessory - 3	-
DE / NDE bearing	6311-2Z / 6211-2Z	Terminal box position	RHS
Lubrication method	Greased for life	Maximum cable size/conduit size	1R x 3C x 35mm ² /2 X M32 x 1.5
Type of grease	NA	Auxiliary terminal box	NA

I_A/I_N - Locked Rotor Current / Rated Current

T_K/T_N - Breakdown Torque / Rated Torque

T_A/T_N - Locked Rotor Torque / Rated Torque

NOTE

All performance values at rated voltage and frequency.

All performance parameters are subjected to standard tolerance as per IEC 60034-1

* Voltage, Frequency and combine variation are as per IEC60034-1

Technical data are subject to change. There may be discrepancies between calculated and name plate values.

Efficiency Standards	Europe	China	India	Aus/Nz	Brazil	Global IEC
	-	GB 18613-2012 Grade 2	-	-	-	IEC: 60034-30



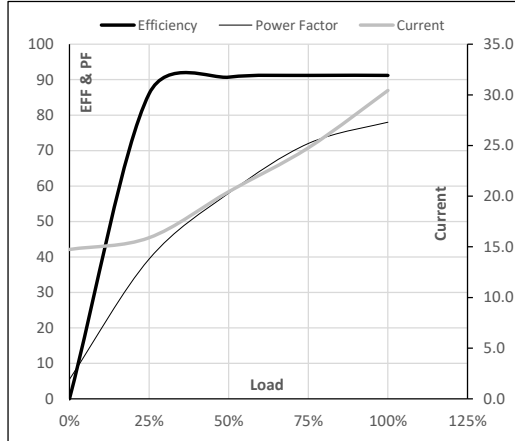
Model No. TCA0153A1113GAC010

Enclosure	U (V)	Δ / Y Conn	f [Hz]	P [kW]	P [hp]	I [A]	n [RPM]	T [kgm]	T [Nm]	IE Class	Amb [°C]	Duty	Elevation [m]	Inertia [kg-m ²]	Weight [kg]
TEFC	400	Δ	50	15	20.0	30.4	982	14.80	145.17	IE3	40	S1	1000	0.3035	221

Motor Load Data

Load Point		NL	1/4FL	1/2FL	3/4FL	FL	5/4FL
Current	A	14.7	15.9	20.4	24.8	30.4	
Torque	Nm	0.0	35.8	71.9	108.3	145.2	
Speed	r/min	1000	996	991	987	982	
Efficiency	%	0.0	86.0	90.7	91.2	91.2	
Power Factor	%	5.5	39.4	58.0	72.0	78.0	

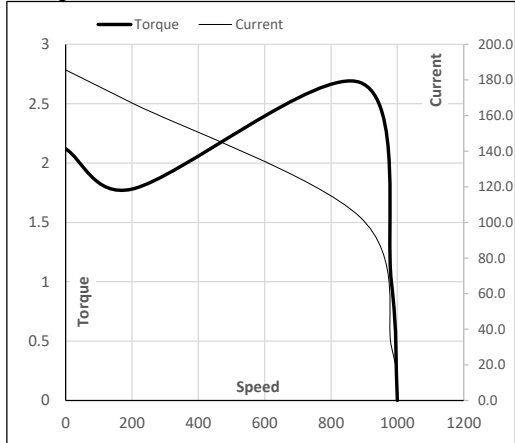
Performance vs Load Chart



Motor Speed Torque Data

Load Point		LR	P-Up	BD	Rated	NL
Speed	r/min	0	200	887	982	1000
Current	A	185.7	167.1	103.1	30.4	14.7
Torque	pu	2.1	1.8	2.7	1	0

Starting Characteristics Chart



NOTE Refer data sheet for applicable standard and tolerances on performance parameters

Issued By
Issued Date





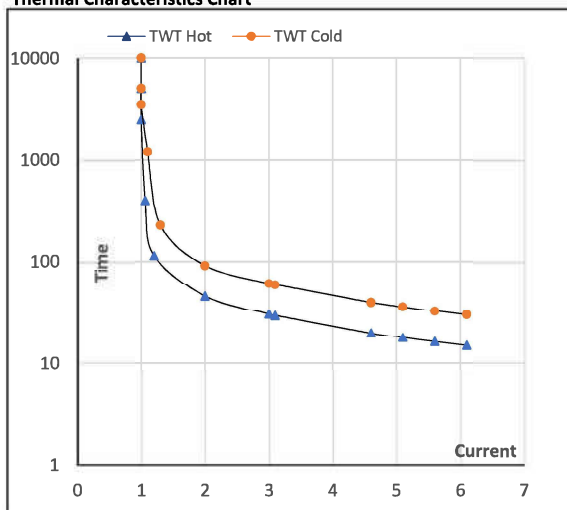
Model No. TCA0153A1113GAC010

Enclosure	U (V)	Δ / Y Conn	f [Hz]	P [kW]	P [hp]	I [A]	n [rpm]	T [kgm]	T [Nm]	IE Class	Amb [°C]	Duty	Elevation [m]	Inertia [kg-m ²]	Weight [kg]
TEFC	400	Δ	50	15	20.0	30.4	982	14.80	145.17	IE3	40	S1	1000	0.3035	221

Motor Speed Torque Data

Load	FL	I_1	I_2	I_3	I_4	I_5	LR	
TWT Hot	s 10000	46	31	22	18	17	15	
TWT Cold	s 10000	92	61	43	38	34	30	
Current	pu	1	2	3	4	5	5.5	6.1

Thermal Characteristics Chart



NOTE Refer data sheet for applicable standard and tolerances on performance parameters

Issued By
Issued Date

