

# PRODUCT INFORMATION PACKET

**marathon®**  
Motors

Model No: TCA0152AF113GAC010

Catalog No: TCA0152AF113GAC010

TerraMAX® Cast Iron Motor, 20 HP, 3 Ph, 50 Hz, 380 V, 1500 RPM, 160L Frame, TEFC



Regal and Marathon are trademarks of Regal Rexnord Corporation or one of its affiliated companies.

©2022 Regal Rexnord Corporation, All Rights Reserved. MC017097E

**RegalRexnord**

### Nameplate Specifications

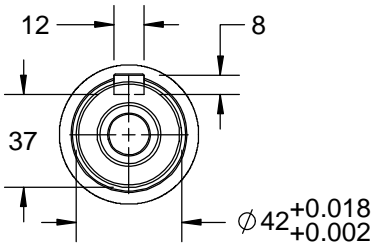
Output HP	20 Hp	Output KW	15.0 kW
Frequency	50 Hz	Voltage	380 V
Current	29.1 A	Speed	1476 rpm
Service Factor	1	Phase	3
Efficiency	92.1 %	Power Factor	0.85
Duty	S1	Insulation Class	F
Frame	160L	Enclosure	Totally Enclosed Fan Cooled
Thermal Protection	No Protection	Ambient Temperature	40 °C
Drive End Bearing Size	6309	Opp Drive End Bearing Size	6209
UL	No	CSA	No
CE	Yes	IP Code	55
Number of Speeds	1	Efficiency Class	IE3

### Technical Specifications

Electrical Type	Squirrel Cage	Starting Method	Direct On Line
Poles	4	Rotation	Bi-Directional
Mounting	B3	Motor Orientation	Horizontal
Drive End Bearing	2Z-C3	Opp Drive End Bearing	2Z-C3
Frame Material	Cast Iron	Shaft Type	Keyed
Overall Length	666 mm	Frame Length	298 mm
Shaft Diameter	42 mm	Shaft Extension	110 mm
Assembly/Box Mounting	R Side		
Connection Drawing	8442000085	Outline Drawing	0216000813

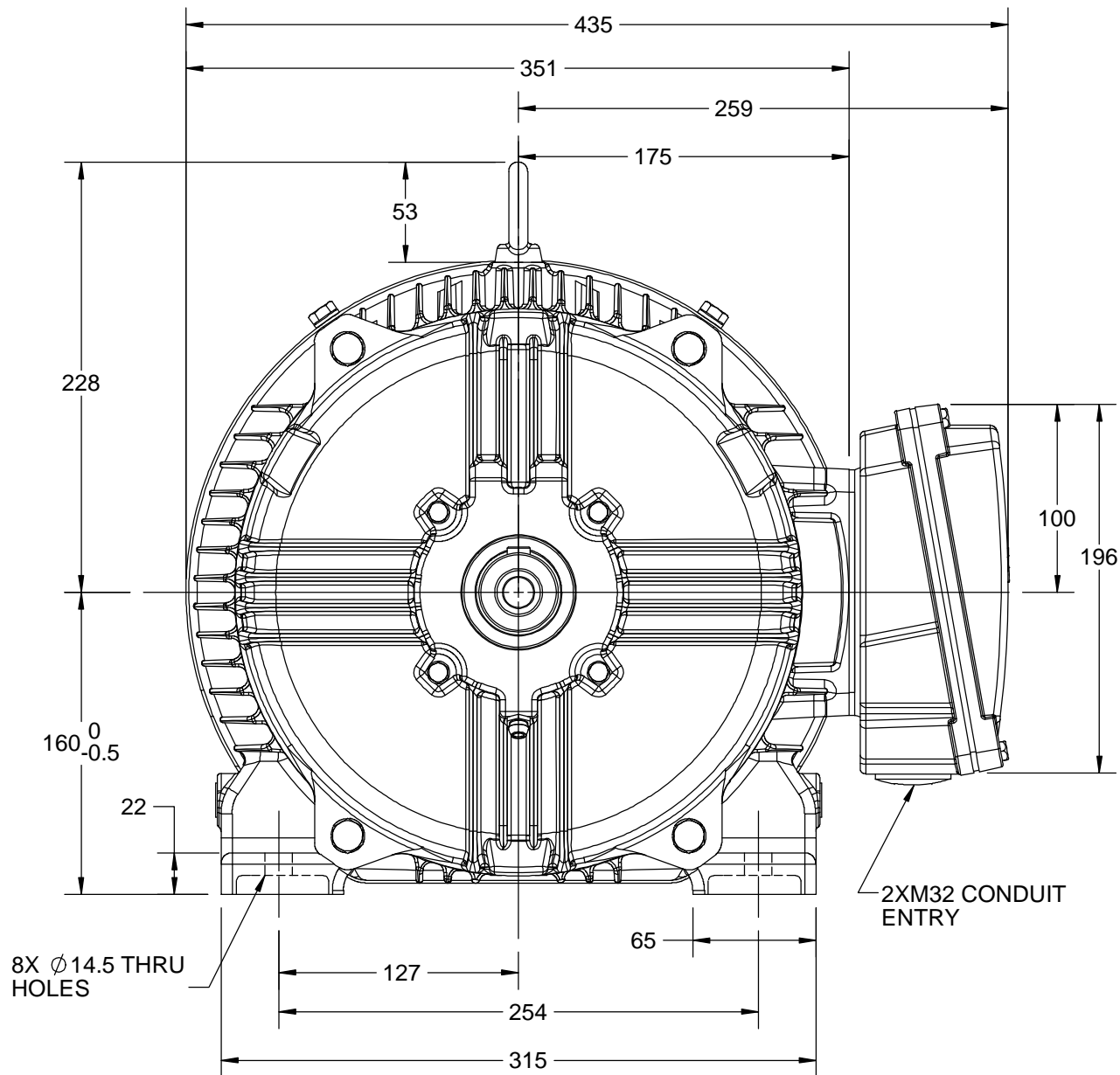
This is an uncontrolled document once printed or downloaded and is subject to change without notice. Date Created:12/01/2022

OUTLINE



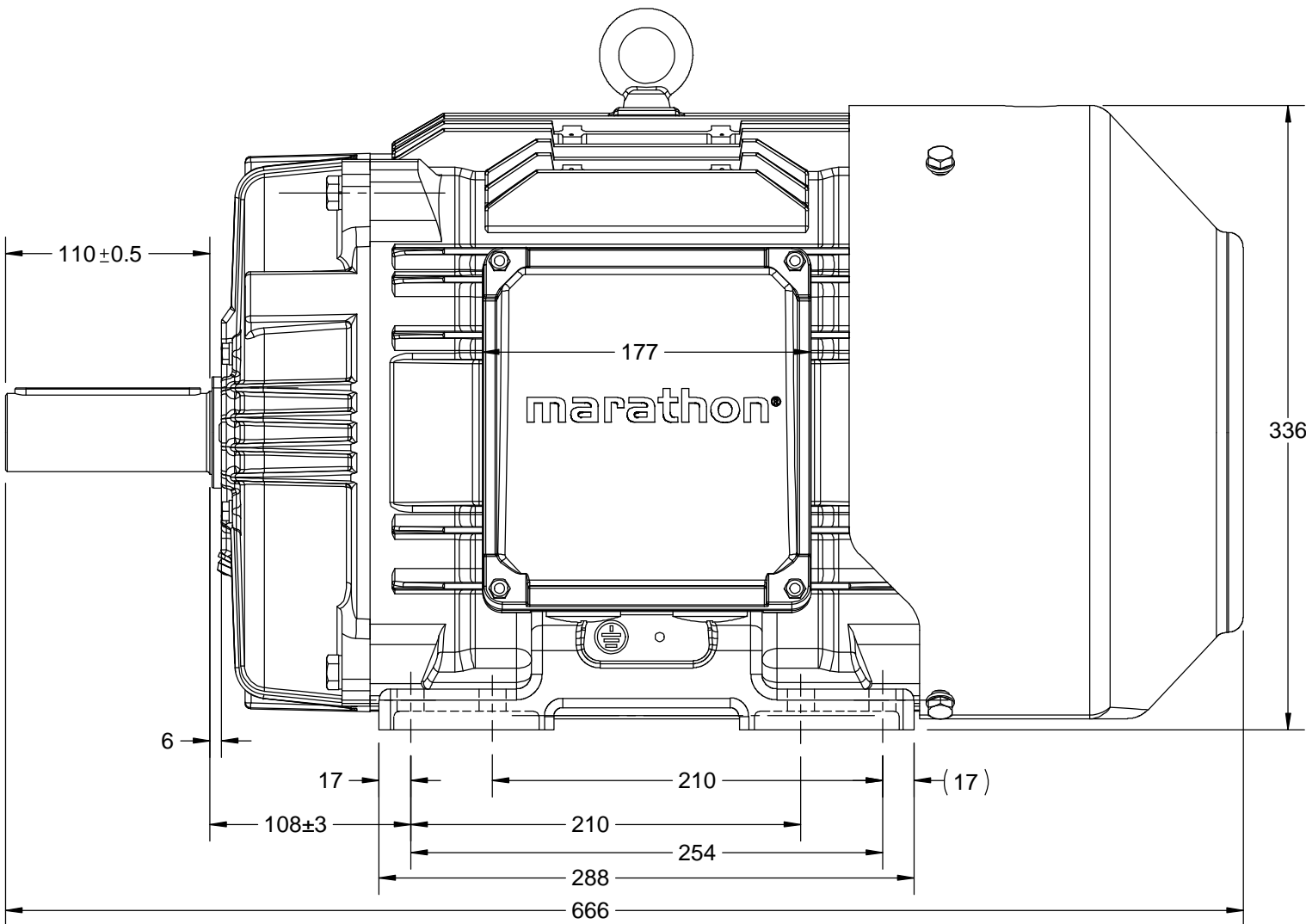
B

B

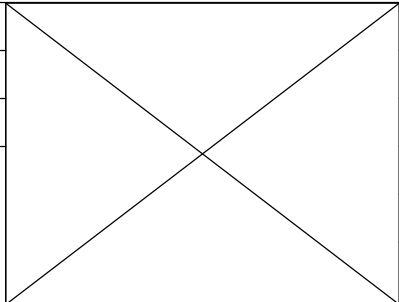


A

A



DRAWING REVISION B	REVISION BY BISWA	DATE 27/07/2018
ECO ECO-0148344	APPROVED BY SBD	DATE 27/07/2018
ECO DESCRIPTION		
DRAWING UPDATED		
COPYRIGHT REGAL BELOIT AMERICA, INC. ALL RIGHTS RESERVED. PROPRIETARY AND CONFIDENTIAL INFORMATION - THIS DOCUMENT IS THE PROPERTY OF REGAL BELOIT AMERICA, INC. ("OWNER") AND CONTAINS OWNER'S PROPRIETARY INFORMATION. ANY PERSON, CORPORATION OR OTHER FIRM RECEIVING IT IS DEEMED, BY RECEIVING IT, TO AGREE THAT IT, AND/OR ANY PART OF IT, SHALL NOT BE DISCLOSED TO ANY PERSON, CORPORATION OR OTHER ENTITY, DUPLICATED, AND/OR USED, EXCEPT AS EXPRESSLY APPROVED IN WRITING IN ADVANCE BY OWNER. THIS DOCUMENT SHALL BE RETURNED TO OWNER UPON REQUEST. IT MAY BE SUBJECT TO CERTAIN RESTRICTIONS UNDER APPLICABLE EXPORT CONTROL LAWS AND REGULATIONS.		



DRAWN BY SN	<b>marathon™</b> Motors		
DATE 19/08/2016			
APPROVED BY SBD	DESCRIPTION		
DATE 19/08/2016	OUTLINE		
REFERENCE	160LFR B3-MTG.TYPE: TCA/QCA-RHS TB		
THIRD ANGLE PROJECTION	MATERIAL		PROCESS/FINISH
	SIZE B	DRAWING NUMBER 0216000813	SHEET 1 OF 1

COPYRIGHT REGAL BELOIT AMERICA, INC. ALL RIGHTS RESERVED. UNCONTROLLED COPY  
 PROPRIETARY AND CONFIDENTIAL INFORMATION - THIS DOCUMENT IS THE PROPERTY OF  
 REGAL BELOIT AMERICA, INC. ("OWNER") AND CONTAINS OWNER'S PROPRIETARY  
 INFORMATION. ANY PERSON, CORPORATION OR OTHER FIRM RECEIVING IT IS DEEMED,  
 BY RECEIVING IT, TO AGREE THAT IT, AND/OR ANY PART OF IT, SHALL NOT BE DISCLOSED  
 TO ANY PERSON, CORPORATION OR OTHER ENTITY, DUPLICATED, AND/OR USED, EXCEPT  
 AS EXPRESSLY APPROVED IN WRITING IN ADVANCE BY OWNER. THIS DOCUMENT SHALL  
 BE RETURNED TO OWNER UPON REQUEST. IT MAY BE SUBJECT TO CERTAIN  
 RESTRICTIONS UNDER APPLICABLE EXPORT CONTROL LAWS AND REGULATIONS.

DRAWING REVISION <b>A</b>	REVISION BY <b>SN</b>	DATE <b>13/01/2017</b>
ECO <b>ECO-0116390</b>	APPROVED BY <b>SBD</b>	DATE <b>13/01/2017</b>
ECO DESCRIPTION <b>NEW DRAWING RELEASE</b>		

GEOMETRIC TOLERANCE		
LINEAR DIM	>0~6	±0.1
	>6~30	±0.2
	>30~120	±0.3



**NOTES:**

1. PRESSURE-SENSITIVE ADHESIVE COATED PAPER ON THE BACK OF SELF-ADHESIVE.
2. AT THE END OF YELLOW, WORDS, SYMBOLS, LETTERS ARE BLACK, BORDER IS BLACK.
3. THE TOLERANCE OF THE LINEAR SIZE OF THE TOLERANCE WITHOUT THE TOLERANCE BY THE TABLE.

8WD.442.2017



DRAWN BY SN		 Regal Beloit America, Inc.	
DATE 16/12/2016			
APPROVED BY SBD		DESCRIPTION CONN DIAGRAM-NAMEPLATE	
DATE 16/12/2016			
REFERENCE		MATERIAL	PROCESS/FINISH
THIRD ANGLE PROJECTION 		SIZE A	DRAWING NUMBER 8442000085
			SHEET 1 OF 1

**Model No.** TCA0152AF113GAC010

U (V)	$\Delta / Y$ Conn	f [Hz]	P [kW]	P [hp]	I [A]	n [RPM]	T [Nm]	IE Class	% EFF at __ load				PF at __ load			$I_A/I_N$ [pu]	$T_A/T_N$ [pu]	$T_K/T_N$ [pu]
									5/4FL	FL	3/4FL	1/2FL	FL	3/4FL	1/2FL			
380	$\Delta$	50	15	20	29.11	1476	96.53	IE3	-	92.1	92.1	91.6	0.85	0.8	0.69	7.6	2.7	3.4

Motor type	TCA	Degree of protection	IP 55
Enclosure	TEFC	Mounting type	IM B3
Frame Material	Cast Iron	Cooling method	IC 411
Frame size	160L	Motor weight - approx.	178 kg
Duty	S1	Gross weight - approx.	198 kg
Voltage variation *	$\pm 10\%$	Motor inertia	0.1597 kgm <sup>2</sup>
Frequency variation *	$\pm 5\%$	Load inertia	Customer to Provide
Combined variation *	10%	Vibration level	2.2 mm/s
Design	N	Noise level ( 1meter distance from motor)	64 dB(A)
Service factor	1.0	No. of starts hot/cold/Equally spread	2/3/4
Insulation class	F	Starting method	DOL
Ambient temperature	-20 to +40 °C	Type of coupling	Direct
Temperature rise (by resistance)	80 [ Class B ] K	LR withstand time (hot/cold)	10/20 s
Altitude above sea level	1000 meter	Direction of rotation	Bi-directional
Hazardous area classification	NA	Standard rotation	Clockwise form DE
Zone classification	NA	Paint shade	RAL 5014
Gas group	NA	Accessories	
Temperature class	NA	Accessory - 1	PTC 150°C
Rotor type	Aluminum Die cast	Accessory - 2	-
Bearing type	Anti-friction ball	Accessory - 3	-
DE / NDE bearing	6309-2Z / 6209-2Z	Terminal box position	RHS
Lubrication method	Greased for life	Maximum cable size/conduit size	1R x 3C x 35mm <sup>2</sup> /2 X M32 x 1.5
Type of grease	NA	Auxiliary terminal box	NA

 $I_A/I_N$  - Locked Rotor Current / Rated Current

 $T_K/T_N$  - Breakdown Torque / Rated Torque

 $T_A/T_N$  - Locked Rotor Torque / Rated Torque

**NOTE**

All performance values at rated voltage and frequency.

All performance parameters are subjected to standard tolerance as per IEC 60034-1

\* Voltage, Frequency and combine variation are as per IEC60034-1

Technical data are subject to change. There may be discrepancies between calculated and name plate values.

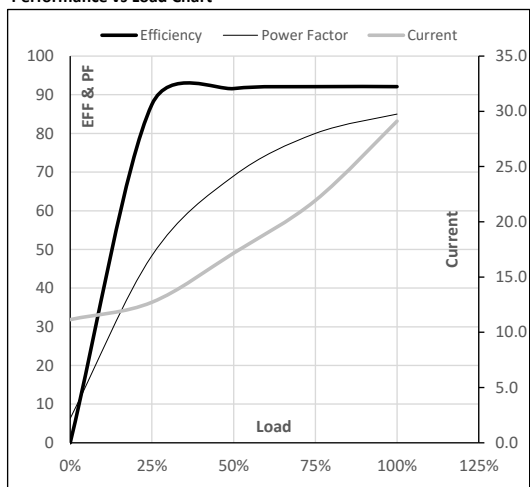
Efficiency	Europe	China	India	Aus/Nz	Brazil	Global IEC
Standards	-	GB 18613-2012 Grade 2	-	-	-	IEC: 60034-30

**Model No.** TCA0152AF113GAC010

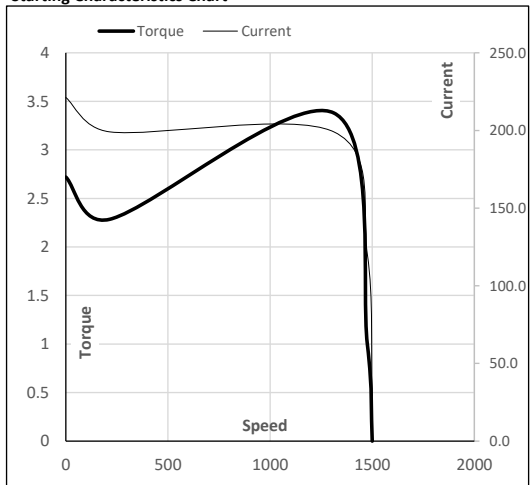
Enclosure	U (V)	$\Delta$ / Y Conn	f [Hz]	P [kW]	P [hp]	I [A]	n [RPM]	T [kgm]	T [Nm]	IE Class	Amb [°C]	Duty	Elevation [m]	Inertia [kg-m <sup>2</sup> ]	Weight [kg]
TEFC	380	$\Delta$	50	15	20.0	29.1	1476	9.84	96.53	IE3	40	S1	1000	0.1597	178

**Motor Load Data**

Load Point		NL	1/4FL	1/2FL	3/4FL	FL	5/4FL
Current	A	11.2	12.7	17.2	21.9	29.1	
Torque	Nm	0.0	23.8	47.9	72.1	96.5	
Speed	r/min	1500	1494	1488	1482	1476	
Efficiency	%	0.0	87.5	91.6	92.1	92.1	
Power Factor	%	6.3	48.4	69.0	80.0	85.0	

**Performance vs Load Chart**

**Motor Speed Torque Data**

Load Point		LR	P-Up	BD	Rated	NL
Speed	r/min	0	214	1312	1476	1500
Current	A	221.2	199.1	120.4	29.1	11.2
Torque	pu	2.7	2.3	3.4	1	0

**Starting Characteristics Chart**

**NOTE** Refer data sheet for applicable standard and tolerances on performance parameters

 Issued By  
Issued Date

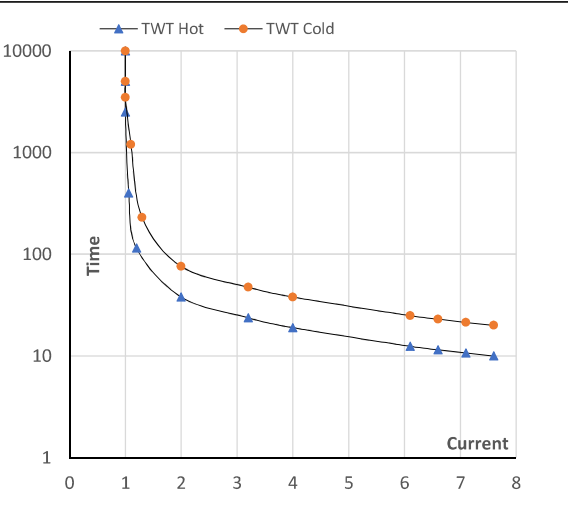
Model No. TCA0152AF113GAC010

Enclosure	U (V)	Δ / Y Conn	f [Hz]	P [kW]	P [hp]	I [A]	n [rpm]	T [kgm]	T [Nm]	IE Class	Amb [°C]	Duty	Elevation [m]	Inertia [kg-m²]	Weight [kg]
TEFC	380	Δ	50	15	20.0	29.1	1476	9.84	96.53	IE3	40	S1	1000	0.1597	178

Motor Speed Torque Data

Load		FL	I <sub>1</sub>	I <sub>2</sub>	I <sub>3</sub>	I <sub>4</sub>	I <sub>5</sub>	LR
TWT Hot	s	10000	38	26	19	17	14	10
TWT Cold	s	10000	76	50	38	35	30	20
Current	pu	1	2	3	4	5	5.5	7.6

Thermal Characteristics Chart



NOTE Refer data sheet for applicable standard and tolerances on performance parameters

Issued By  
Issued Date

