

PRODUCT INFORMATION PACKET

marathon®
Motors

Model No: TCA0113A1113GAC010

Catalog No: TCA0113A1113GAC010

TerraMAX® Cast Iron Motor, 15 HP, 3 Ph, 50 Hz, 400 V, 1000 RPM, 160L Frame, TEFC



Regal and Marathon are trademarks of Regal Rexnord Corporation or one of its affiliated companies.

©2022 Regal Rexnord Corporation, All Rights Reserved. MC017097E

RegalRexnord

Nameplate Specifications

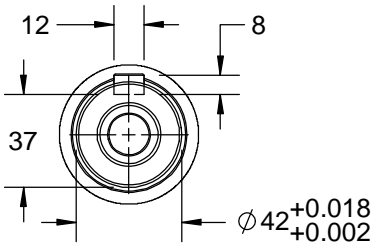
Output HP	15 Hp	Output KW	11.0 kW
Frequency	50 Hz	Voltage	400 V
Current	22.3 A	Speed	977 rpm
Service Factor	1	Phase	3
Efficiency	90.3 %	Power Factor	0.79
Duty	S1	Insulation Class	F
Frame	160L	Enclosure	Totally Enclosed Fan Cooled
Thermal Protection	No Protection	Ambient Temperature	40 °C
Drive End Bearing Size	6309	Opp Drive End Bearing Size	6209
UL	No	CSA	No
CE	Yes	IP Code	55
Efficiency Class	IE3		

Technical Specifications

Electrical Type	Squirrel Cage	Starting Method	Direct On Line
Poles	6	Rotation	Bi-Directional
Mounting	B3	Motor Orientation	Horizontal
Drive End Bearing	2z-C3	Opp Drive End Bearing	2z-C3
Frame Material	Cast Iron	Shaft Type	Keyed
Overall Length	666 mm	Frame Length	298 mm
Shaft Diameter	42 mm	Shaft Extension	110 mm
Assembly/Box Mounting	R Side		
Connection Drawing	8442000085	Outline Drawing	0216000813

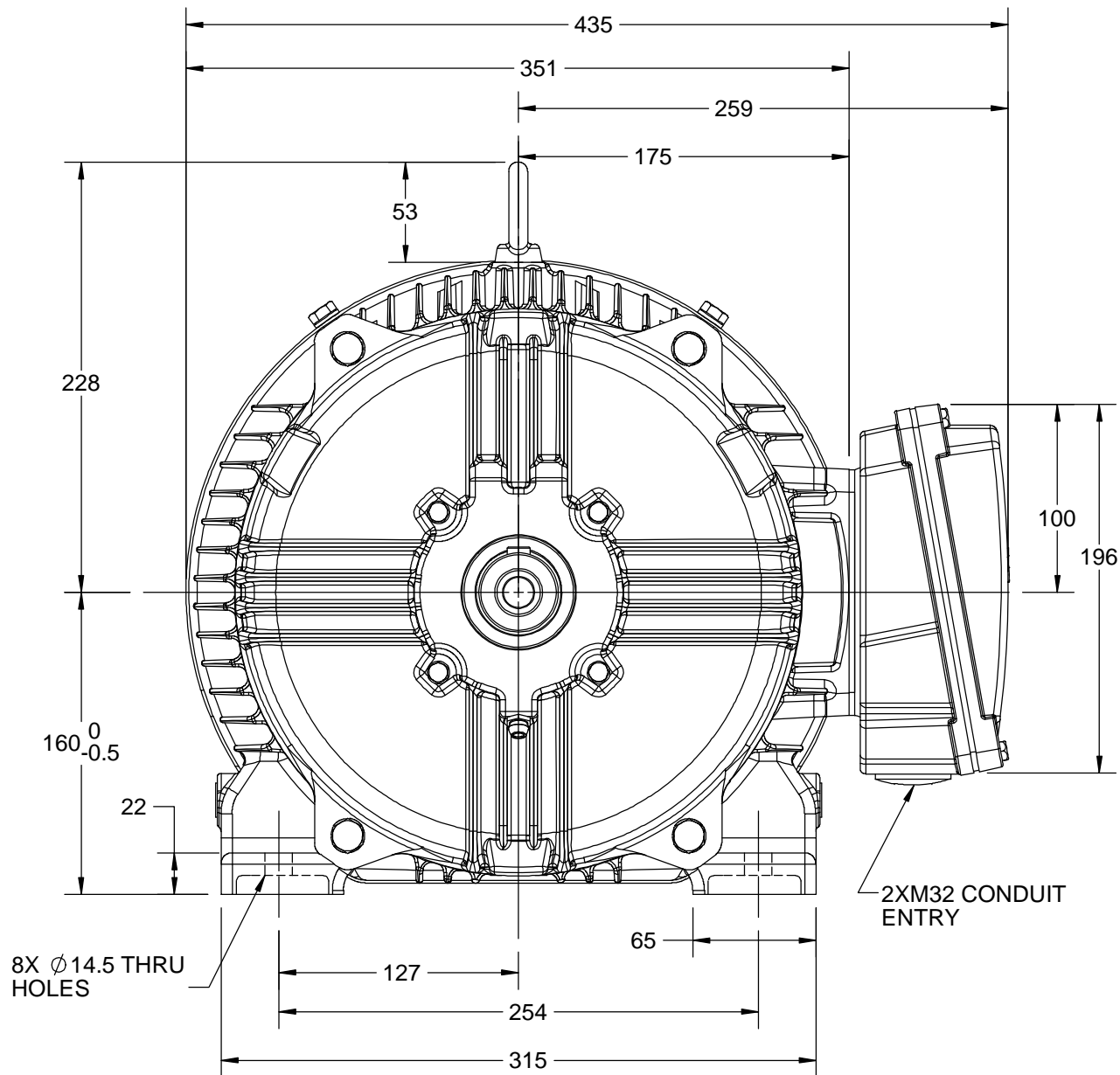
This is an uncontrolled document once printed or downloaded and is subject to change without notice. Date Created:12/01/2022

OUTLINE



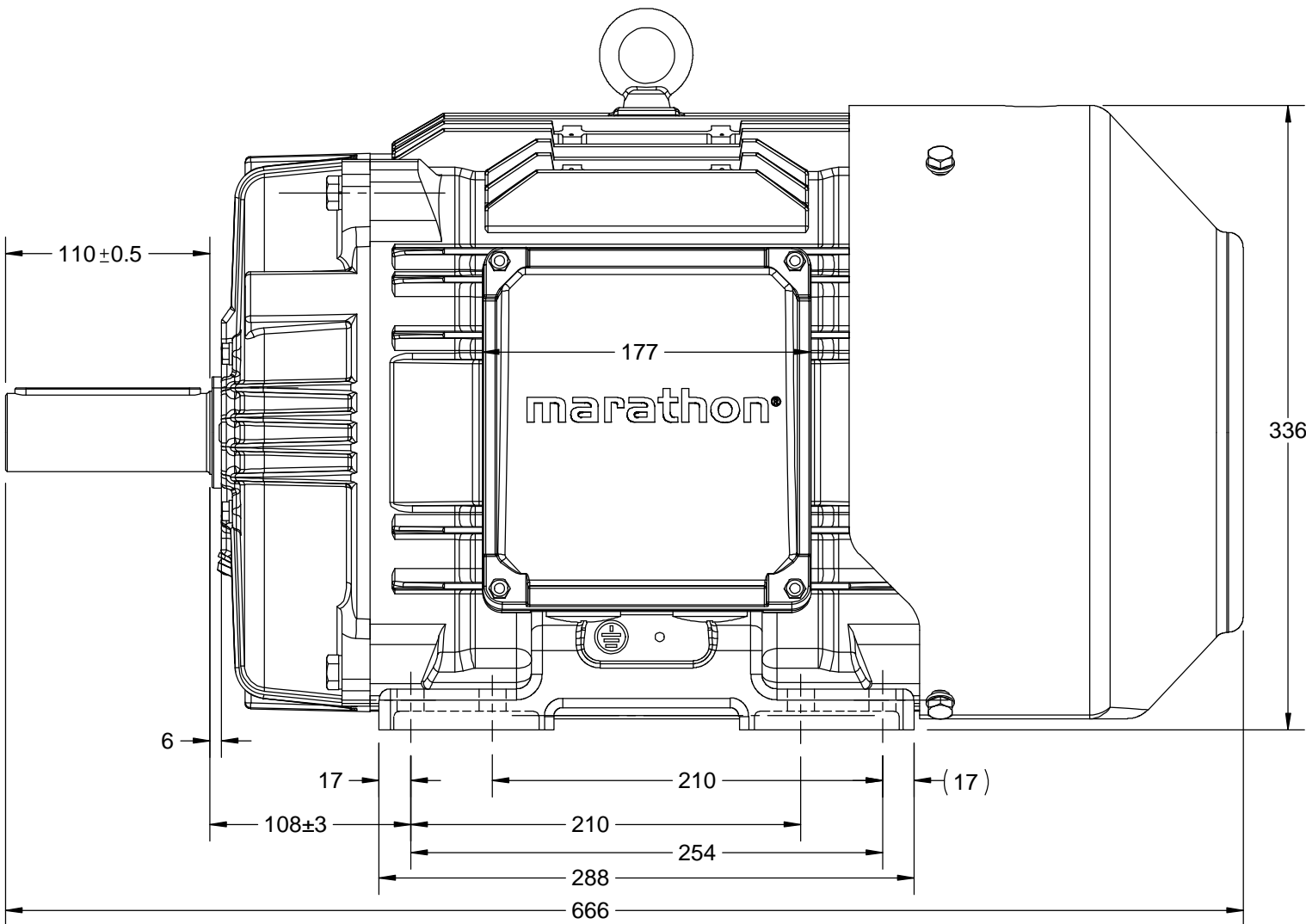
B

B

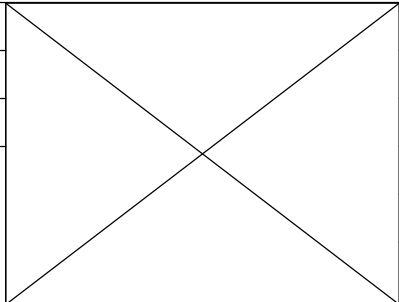


A

A



DRAWING REVISION B	REVISION BY BISWA	DATE 27/07/2018
ECO ECO-0148344	APPROVED BY SBD	DATE 27/07/2018
ECO DESCRIPTION		
DRAWING UPDATED		
COPYRIGHT REGAL BELOIT AMERICA, INC. ALL RIGHTS RESERVED. PROPRIETARY AND CONFIDENTIAL INFORMATION - THIS DOCUMENT IS THE PROPERTY OF REGAL BELOIT AMERICA, INC. ("OWNER") AND CONTAINS OWNER'S PROPRIETARY INFORMATION. ANY PERSON, CORPORATION OR OTHER FIRM RECEIVING IT IS DEEMED, BY RECEIVING IT, TO AGREE THAT IT, AND/OR ANY PART OF IT, SHALL NOT BE DISCLOSED TO ANY PERSON, CORPORATION OR OTHER ENTITY, DUPLICATED, AND/OR USED, EXCEPT AS EXPRESSLY APPROVED IN WRITING IN ADVANCE BY OWNER. THIS DOCUMENT SHALL BE RETURNED TO OWNER UPON REQUEST. IT MAY BE SUBJECT TO CERTAIN RESTRICTIONS UNDER APPLICABLE EXPORT CONTROL LAWS AND REGULATIONS.		



DRAWN BY SN	marathon™ Motors		
DATE 19/08/2016			
APPROVED BY SBD	DESCRIPTION		
DATE 19/08/2016	OUTLINE		
REFERENCE	160LFR B3-MTG.TYPE: TCA/QCA-RHS TB		
THIRD ANGLE PROJECTION	MATERIAL		PROCESS/FINISH
	SIZE B	DRAWING NUMBER 0216000813	SHEET 1 OF 1

COPYRIGHT REGAL BELOIT AMERICA, INC. ALL RIGHTS RESERVED. UNCONTROLLED COPY
PROPRIETARY AND CONFIDENTIAL INFORMATION - THIS DOCUMENT IS THE PROPERTY OF
REGAL BELOIT AMERICA, INC. ("OWNER") AND CONTAINS OWNER'S PROPRIETARY
INFORMATION. ANY PERSON, CORPORATION OR OTHER FIRM RECEIVING IT IS DEEMED,
BY RECEIVING IT, TO AGREE THAT IT, AND/OR ANY PART OF IT, SHALL NOT BE DISCLOSED
TO ANY PERSON, CORPORATION OR OTHER ENTITY, DUPLICATED, AND/OR USED, EXCEPT
AS EXPRESSLY APPROVED IN WRITING IN ADVANCE BY OWNER. THIS DOCUMENT SHALL
BE RETURNED TO OWNER UPON REQUEST. IT MAY BE SUBJECT TO CERTAIN
RESTRICTIONS UNDER APPLICABLE EXPORT CONTROL LAWS AND REGULATIONS.

DRAWING REVISION
A
ECO
ECO-0116390
ECO DESCRIPTION

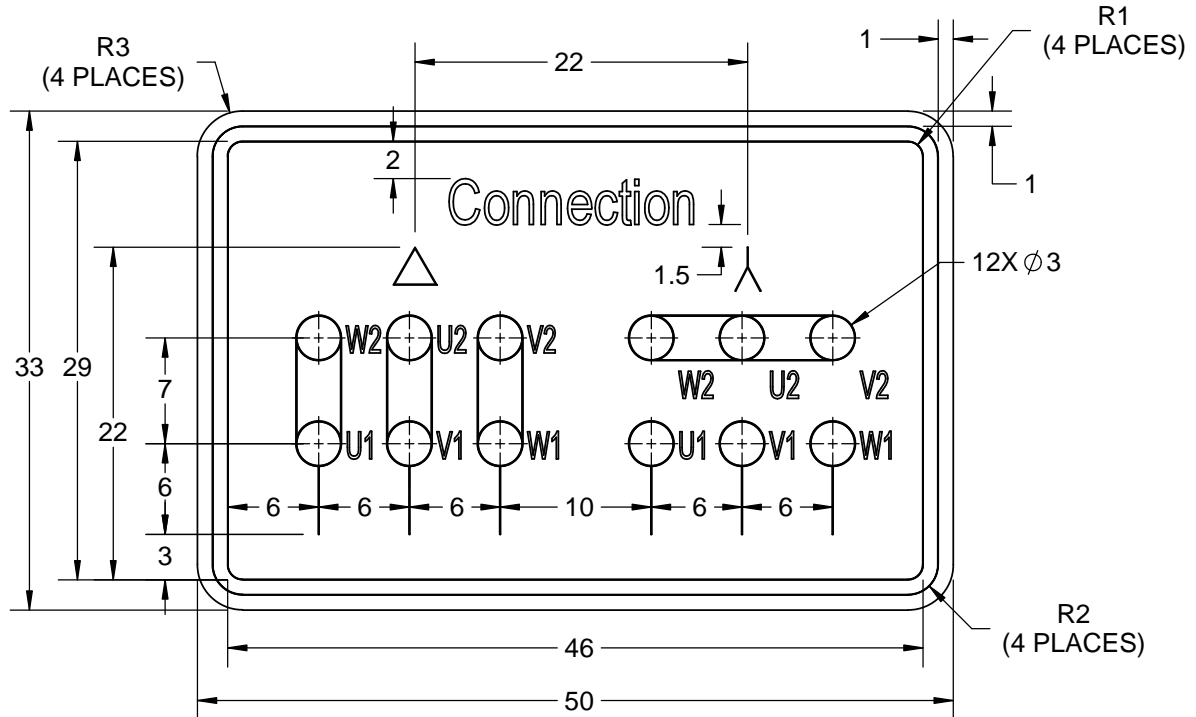
REVISION BY
SN
APPROVED BY
SBD

DATE
13/01/2017
DATE
13/01/2017

NEW DRAWING RELEASE

GEOMETRIC TOLERANCE

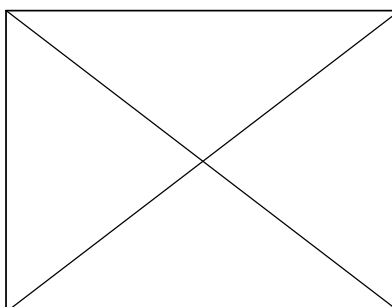
LINEAR DIM	>0~6	±0.1
	>6~30	±0.2
	>30~120	±0.3



NOTES:

1. PRESSURE-SENSITIVE ADHESIVE COATED PAPER ON THE BACK OF SELF-ADHESIVE.
2. AT THE END OF YELLOW, WORDS, SYMBOLS, LETTERS ARE BLACK, BORDER IS BLACK.
3. THE TOLERANCE OF THE LINEAR SIZE OF THE TOLERANCE WITHOUT THE TOLERANCE BY THE TABLE.

8WD.442.2017



DRAWN BY
SN
DATE
16/12/2016
APPROVED BY
SBD
DATE
16/12/2016
REFERENCE
THIRD ANGLE PROJECTION

REGALTM Regal Beloit America, Inc.
DESCRIPTION
CONN DIAGRAM-NAMEPLATE
MATERIAL
PROCESS/FINISH
SIZE
A
DRAWING NUMBER
8442000085
SHEET
1 OF 1

Model No. TCA0113A1113GAC010

U (V)	Δ / Y Conn	f [Hz]	P [kW]	P [hp]	I [A]	n [RPM]	T [Nm]	IE Class	% EFF at __ load				PF at __ load			I _A /I _N [pu]	T _A /T _N [pu]	T _K /T _N [pu]
400	Δ	50	11	15	22.3	977	109.33	IE3	5/4FL	FL	3/4FL	1/2FL	FL	3/4FL	1/2FL	5.6	2.0	2.6

Motor type	TCA	Degree of protection	IP 55
Enclosure	TEFC	Mounting type	IM B3
Frame Material	Cast Iron	Cooling method	IC 411
Frame size	160L	Motor weight - approx.	162 kg
Duty	S1	Gross weight - approx.	183 kg
Voltage variation *	± 10%	Motor inertia	0.1811 kgm ²
Frequency variation *	± 5%	Load inertia	Customer to Provide
Combined variation *	10%	Vibration level	2.2 mm/s
Design	N	Noise level (1meter distance from motor)	61 dB(A)
Service factor	1.0	No. of starts hot/cold/Equally spread	2/3/4
Insulation class	F	Starting method	DOL
Ambient temperature	-20 to +40 °C	Type of coupling	Direct
Temperature rise (by resistance)	80 [Class B] K	LR withstand time (hot/cold)	15/30 s
Altitude above sea level	1000 meter	Direction of rotation	Bi-directional
Hazardous area classification	NA	Standard rotation	Clockwise form DE
Zone classification	NA	Paint shade	RAL 5014
Gas group	NA	Accessories	
Temperature class	NA	Accessory - 1	PTC 150°C
Rotor type	Aluminum Die cast	Accessory - 2	-
Bearing type	Anti-friction ball	Accessory - 3	-
DE / NDE bearing	6309-2Z / 6209-2Z	Terminal box position	RHS
Lubrication method	Greased for life	Maximum cable size/conduit size	1R x 3C x 35mm ² /2 X M32 x 1.5
Type of grease	NA	Auxiliary terminal box	NA

 I_A/I_N - Locked Rotor Current / Rated Current

 T_K/T_N - Breakdown Torque / Rated Torque

 T_A/T_N - Locked Rotor Torque / Rated Torque

NOTE

All performance values at rated voltage and frequency.

All performance parameters are subjected to standard tolerance as per IEC 60034-1

* Voltage, Frequency and combine variation are as per IEC60034-1

Technical data are subject to change. There may be discrepancies between calculated and name plate values.

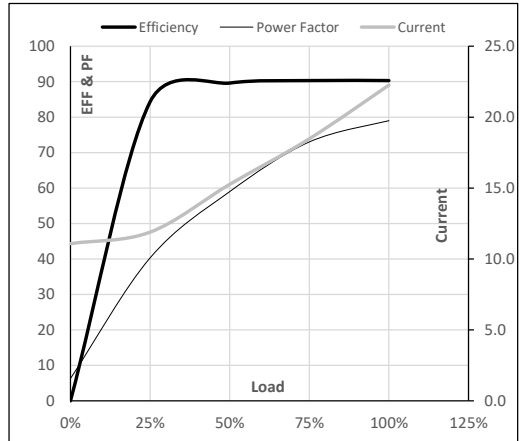
Efficiency	Europe	China	India	Aus/Nz	Brazil	Global IEC
Standards	-	GB 18613-2012 Grade 2	-	-	-	IEC: 60034-30

Model No. TCA0113A1113GAC010

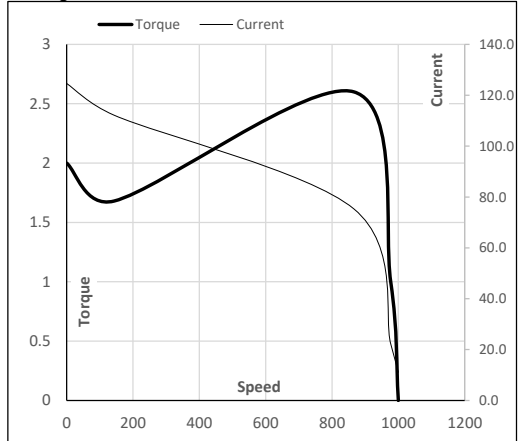
Enclosure	U (V)	Δ / Y Conn	f [Hz]	P [kW]	P [hp]	I [A]	n [RPM]	T [kgm]	T [Nm]	IE Class	Amb [°C]	Duty	Elevation [m]	Inertia [kg-m ²]	Weight [kg]
TEFC	400	Δ	50	11	15.0	22.3	977	11.15	109.33	IE3	40	S1	1000	0.1811	162

Motor Load Data

Load Point		NL	1/4FL	1/2FL	3/4FL	FL	5/4FL
Current	A	11.1	11.9	15.3	18.5	22.3	
Torque	Nm	0.0	26.9	54.0	81.5	109.3	
Speed	r/min	1000	995	989	984	977	
Efficiency	%	0.0	84.3	89.6	90.3	90.3	
Power Factor	%	6.3	40.3	59.0	73.0	79.0	

Performance vs Load Chart

Motor Speed Torque Data

Load Point		LR	P-Up	BD	Rated	NL
Speed	r/min	0	143	866	977	1000
Current	A	124.6	112.2	75.3	22.3	11.1
Torque	pu	2.0	1.7	2.6	1	0

Starting Characteristics Chart

NOTE Refer data sheet for applicable standard and tolerances on performance parameters

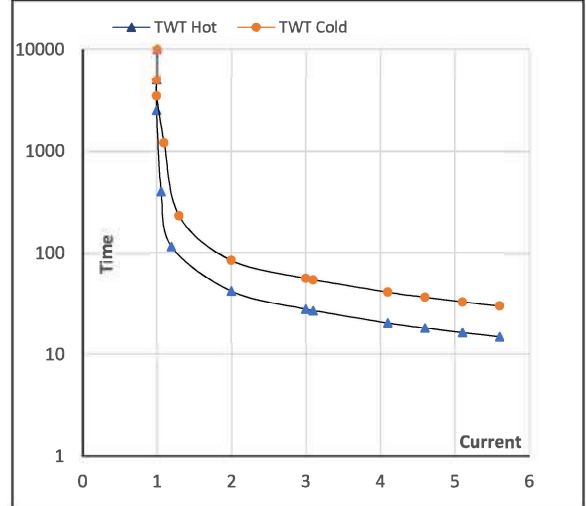
 Issued By
Issued Date


TerraMAX[®]
Model No. TCA0113A1113GAC010

Enclosure	U (V)	Δ / Y Conn	f [Hz]	P [kW]	P [hp]	I [A]	n [rpm]	T [kgm]	T [Nm]	IE Class	Amb [°C]	Duty	Elevation [m]	Inertia [kg-m ²]	Weight [kg]
TEFC	400	Δ	50	11	15.0	22.3	977	11.15	109.33	IE3	40	S1	1000	0.1811	162

Motor Speed Torque Data

Load		FL	I_1	I_2	I_3	I_4	I_5	LR
TWT Hot	s	10000	42	28	22	19	17	15
TWT Cold	s	10000	84	56	43	38	35	30
Current	pu	1	2	3	4	4.5	5	5.6

Thermal Characteristics Chart

NOTE Refer data sheet for applicable standard and tolerances on performance parameters

Issued By

Issued Date

