

# PRODUCT INFORMATION PACKET

**marathon®**  
Motors

Model No: TCA0042A3181GACD01

Catalog No: TCA0042A3181GACD01

Cast Iron Motor, 5.50 HP, 3 Ph, 50 Hz, 415 V, 1500 RPM, 112M Frame, TEFC



Regal and Marathon are trademarks of Regal Rexnord Corporation or one of its affiliated companies.  
©2024 Regal Rexnord Corporation, All Rights Reserved. MC017097E

**RegalRexnord**

### Nameplate Specifications

Phase	3	Output HP	5.50 Hp
Output KW	4.0 kW	Voltage	415 V
Speed	1458 rpm	Service Factor	1
Frame	112M	Enclosure	Totally Enclosed Fan Cooled
Thermal Protection	No Protection	Efficiency	88.6 %
Ambient Temperature	50 °C	Frequency	50 Hz
Current	7.7 A	Power Factor	0.82
Duty	S1	Insulation Class	F
Drive End Bearing Size	6306	Opp Drive End Bearing Size	6206
UL	No	CSA	No
CE	Yes	IP Code	55
Number of Speeds	1	Efficiency Class	IE3

### Technical Specifications

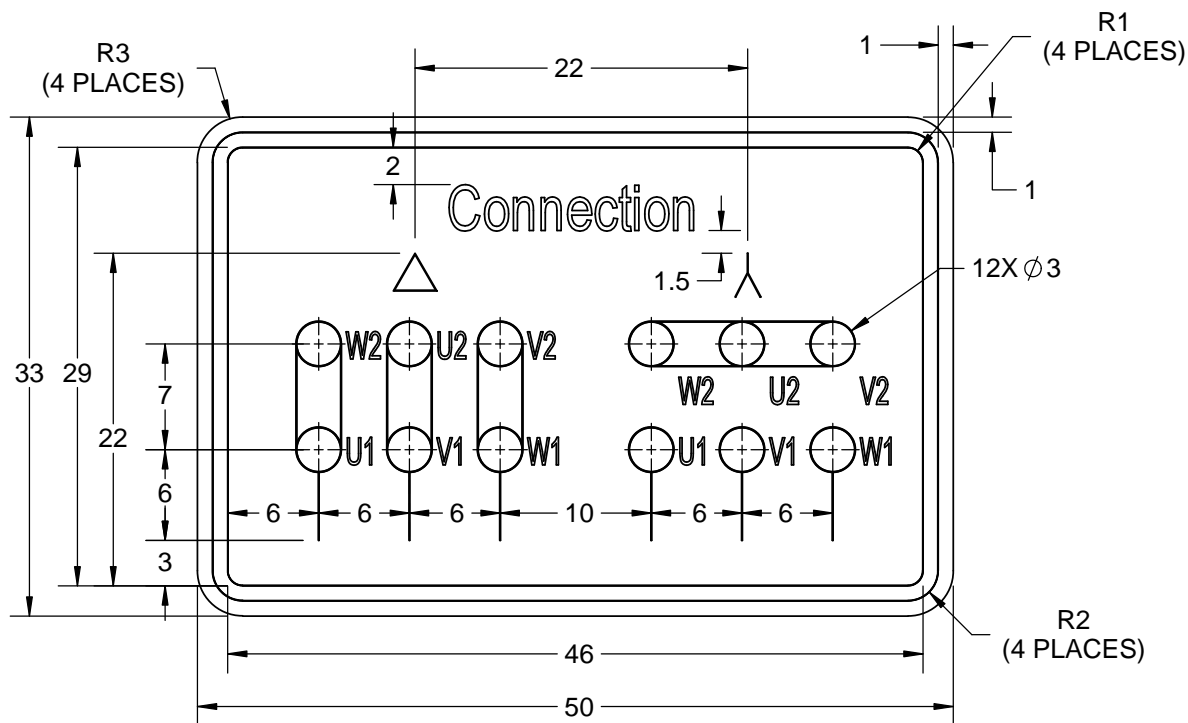
Electrical Type	Squirrel Cage	Starting Method	Direct On Line
Poles	4	Rotation	Bi-Directional
Mounting	B14B	Motor Orientation	Shaftdown
Drive End Bearing	2z-C3	Opp Drive End Bearing	2z-C3
Frame Material	Cast Iron	Shaft Type	Keyed
Overall Length	399 mm	Frame Length	174 mm
Shaft Diameter	28 mm	Shaft Extension	60 mm
Assembly/Box Mounting	Top		
Connection Drawing	8442000085		

This is an uncontrolled document once printed or downloaded and is subject to change without notice. Date Created:04/03/2024

COPYRIGHT REGAL BELOIT AMERICA, INC. ALL RIGHTS RESERVED. UNCONTROLLED COPY  
 PROPRIETARY AND CONFIDENTIAL INFORMATION - THIS DOCUMENT IS THE PROPERTY OF  
 REGAL BELOIT AMERICA, INC. ("OWNER") AND CONTAINS OWNER'S PROPRIETARY  
 INFORMATION. ANY PERSON, CORPORATION OR OTHER FIRM RECEIVING IT IS DEEMED,  
 BY RECEIVING IT, TO AGREE THAT IT, AND/OR ANY PART OF IT, SHALL NOT BE DISCLOSED  
 TO ANY PERSON, CORPORATION OR OTHER ENTITY, DUPLICATED, AND/OR USED, EXCEPT  
 AS EXPRESSLY APPROVED IN WRITING IN ADVANCE BY OWNER. THIS DOCUMENT SHALL  
 BE RETURNED TO OWNER UPON REQUEST. IT MAY BE SUBJECT TO CERTAIN  
 RESTRICTIONS UNDER APPLICABLE EXPORT CONTROL LAWS AND REGULATIONS.

DRAWING REVISION A	REVISION BY SN	DATE 13/01/2017
ECO ECO-0116390	APPROVED BY SBD	DATE 13/01/2017
ECO DESCRIPTION NEW DRAWING RELEASE		

GEOMETRIC TOLERANCE		
LINEAR DIM	>0~6	±0.1
	>6~30	±0.2
	>30~120	±0.3



# NOTES:

1. PRESSURE-SENSITIVE ADHESIVE COATED PAPER ON THE BACK OF SELF-ADHESIVE.
2. AT THE END OF YELLOW, WORDS, SYMBOLS, LETTERS ARE BLACK, BORDER IS BLACK.
3. THE TOLERANCE OF THE LINEAR SIZE OF THE TOLERANCE WITHOUT THE TOLERANCE BY THE TABLE.

8WD.442.2017

	DRAWN BY SN		Regal Beloit America, Inc.				
	DATE 16/12/2016						
	APPROVED BY SBD		DESCRIPTION <b>CONN DIAGRAM-NAMEPLATE</b>				
	DATE 16/12/2016						
	REFERENCE		MATERIAL		PROCESS/FINISH		
	THIRD ANGLE PROJECTION		SIZE A		DRAWING NUMBER 8442000085		SHEET 1 OF 1

Model No. TCA0042A3181GACD01

U	Δ / Y	f	P	P	I	n	T	IE	% EFF at __ load				PF at __ load			I <sub>A</sub> /I <sub>N</sub>	T <sub>A</sub> /T <sub>N</sub>	T <sub>K</sub> /T <sub>N</sub>
(V)	Conn	[Hz]	[kW]	[hp]	[A]	[RPM]	[Nm]	Class	5/4FL	FL	3/4FL	1/2FL	FL	3/4FL	1/2FL	[pu]	[pu]	[pu]
415	Δ	50	4	5.5	7.7	1458	26.87	IE3	-	88.6	88.6	87.9	0.82	0.75	0.62	7.5	1.9	2.9

Motor type	TCA
Enclosure	TEFC
Frame Material	Cast Iron
Frame size	112M
Duty	S1
Voltage variation *	± 10%
Frequency variation *	± 5%
Combined variation *	10%
Design	N
Service factor	1.0
Insulation class	F
Ambient temperature	-20 to +50 °C
Temperature rise (by resistance)	70 [ Class B ] K
Altitude above sea level	1000 meter
Hazardous area classification	NA
Zone classification	NA
Gas group	NA
Temperature class	NA
Rotor type	Aluminum Die cast
Bearing type	Anti-friction ball bearing
DE / NDE bearing	6306-2Z / 6206-2Z
Lubrication method	Greased for life
Type of grease	NA

Degree of protection	IP 55
Mounting type	IM B14B
Cooling method	IC 411
Motor weight - approx.	55 kg
Gross weight - approx.	58 kg
Motor inertia	0.0192 kgm <sup>2</sup>
Load inertia	Customer to Provide
Vibration level	1.6 mm/s
Noise level ( 1meter distance from motor)	58 dB(A)
No. of starts hot/cold/Equally spread	2/3/4
Starting method	DOL
Type of coupling	Direct
LR withstand time (hot/cold)	7/15 s
Direction of rotation	Bi-directional
Standard rotation	Clockwise form DE
Paint shade	RAL 5014
Accessories	
Accessory - 1	-
Accessory - 2	-
Accessory - 3	-
Terminal box position	TOP
Maximum cable size/conduit size	1R x 3C x 16mm <sup>2</sup> /2 x M25 x 1.5
Auxiliary terminal box	NA

I<sub>A</sub>/I<sub>N</sub> - Locked Rotor Current / Rated CurrentT<sub>K</sub>/T<sub>N</sub> - Breakdown Torque / Rated TorqueT<sub>A</sub>/T<sub>N</sub> - Locked Rotor Torque / Rated Torque**NOTE**

All performance values at rated voltage and frequency.

All performance parameters are subjected to standard tolerance as per IEC 60034-1

\* Voltage, Frequency and combine variation are as per IEC60034-1

Technical data are subject to change. There may be discrepancies between calculated and name plate values.

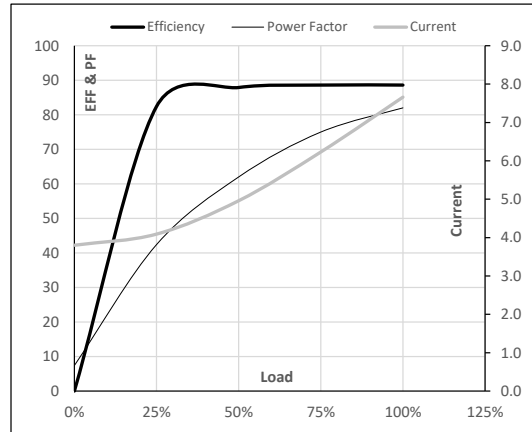
Efficiency	Europe	China	India	Aus/Nz	Brazil	Global IEC
Standards	-	-	IS 12615 : 2018	-	-	-

**Model No.** TCA0042A3181GACD01

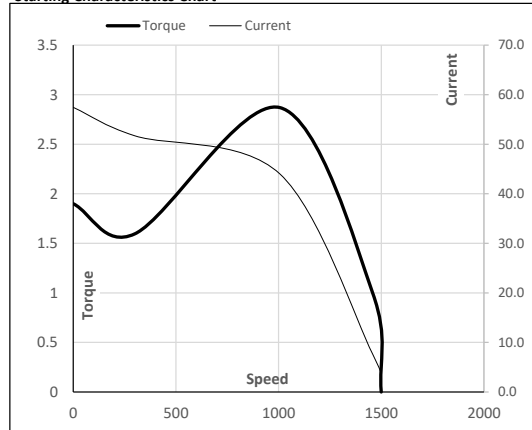
Enclosure	U (V)	Δ / Y Conn	f (Hz)	P [kW]	P [hp]	I [A]	n [RPM]	T [kgm]	T [Nm]	IE Class	Amb [°C]	Duty	Elevation [m]	Inertia [kg-m <sup>2</sup> ]	Weight [kg]
TEFC	415	Δ	50	4	5.5	7.7	1458	2.74	26.87	IE3	50	S1	1000	0.0192	55

**Motor Load Data**

Load Point		NL	1/4FL	1/2FL	3/4FL	FL	5/4FL
Current	A	3.8	4.1	5.0	6.2	7.7	
Torque	Nm	0.0	6.6	13.2	20.0	26.9	
Speed	r/min	1500	1490	1480	1470	1458	
Efficiency	%	0.0	82.4	87.9	88.6	88.6	
Power Factor	%	7.4	42.4	62.0	75.0	82.0	

**Performance vs Load Chart**

**Motor Speed Torque Data**

Load Point		LR	P-Up	BD	Rated	NL
Speed	r/min	0	300	1006	1458	1500
Current	A	57.4	51.7	44.0	7.7	3.8
Torque	pu	1.9	1.6	2.9	1	0

**Starting Characteristics Chart**

**NOTE** Refer data sheet for applicable standard and tolerances on performance parameters

 Issued By  
Issued Date



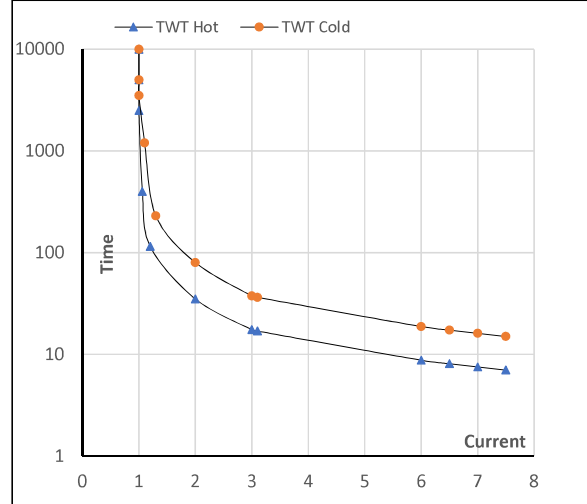
**Model No.** TCA0042A3181GACD01

Enclosure	U (V)	$\Delta$ / Y Conn	f [Hz]	P [kW]	P [hp]	I [A]	n [rpm]	T [kgm]	T [Nm]	IE Class	Amb [°C]	Duty	Elevation [m]	Inertia [kg-m <sup>2</sup> ]	Weight [kg]
TEFC	415	$\Delta$	50	4	5.5	7.7	1458	2.74	26.87	IE3	50	S1	1000	0.0192	55

**Motor Speed Torque Data**

Load	FL	$I_1$	$I_2$	$I_3$	$I_4$	$I_5$	LR	
TWT Hot	s 10000	35	18	15	12	10	7	
TWT Cold	s 10000	80	38	30	25	20	15	
Current	pu	1	2	3	4	5	5.5	7.5

**Thermal Characteristics Chart**



**NOTE** Refer data sheet for applicable standard and tolerances on performance parameters

Issued By  
Issued Date

