

PRODUCT INFORMATION PACKET

marathon®
Motors

Model No: SCA2501A1121GAA001

Catalog No: SCA2501A1121GAA001

TerraMAX® Cast Iron Motor, 335 HP, 3 Ph, 50 Hz, 400 V, 3000 RPM, 355M Frame, TEFC



Regal and Marathon are trademarks of Regal Rexnord Corporation or one of its affiliated companies.

©2022 Regal Rexnord Corporation, All Rights Reserved. MC017097E

RegalRexnord

Nameplate Specifications

Output HP	335 Hp	Output KW	250.0 kW
Frequency	50 Hz	Voltage	400 V
Current	422.0 A	Speed	2983 rpm
Service Factor	1	Phase	3
Efficiency	95 %	Power Factor	0.9
Duty	S1	Insulation Class	F
Frame	355M	Enclosure	Totally Enclosed Fan Cooled
Thermal Protection	No Protection	Ambient Temperature	40 °C
Drive End Bearing Size	6317	Opp Drive End Bearing Size	6317
UL	No	CSA	No
CE	Yes	IP Code	55
Number of Speeds	1	Efficiency Class	IE2

Technical Specifications

Electrical Type	Squirrel Cage	Starting Method	Direct On Line
Poles	2	Rotation	Bi-Directional
Mounting	B5	Motor Orientation	Horizontal
Drive End Bearing	C3	Opp Drive End Bearing	C3
Frame Material	Cast Iron	Shaft Type	Keyed
Overall Length	1512 mm	Frame Length	1010 mm
Shaft Diameter	75 mm	Shaft Extension	140 mm
Assembly/Box Mounting	Top		
Connection Drawing	8442000085	Outline Drawing	0235501826

This is an uncontrolled document once printed or downloaded and is subject to change without notice. Date Created:12/01/2022

4

3

2

1

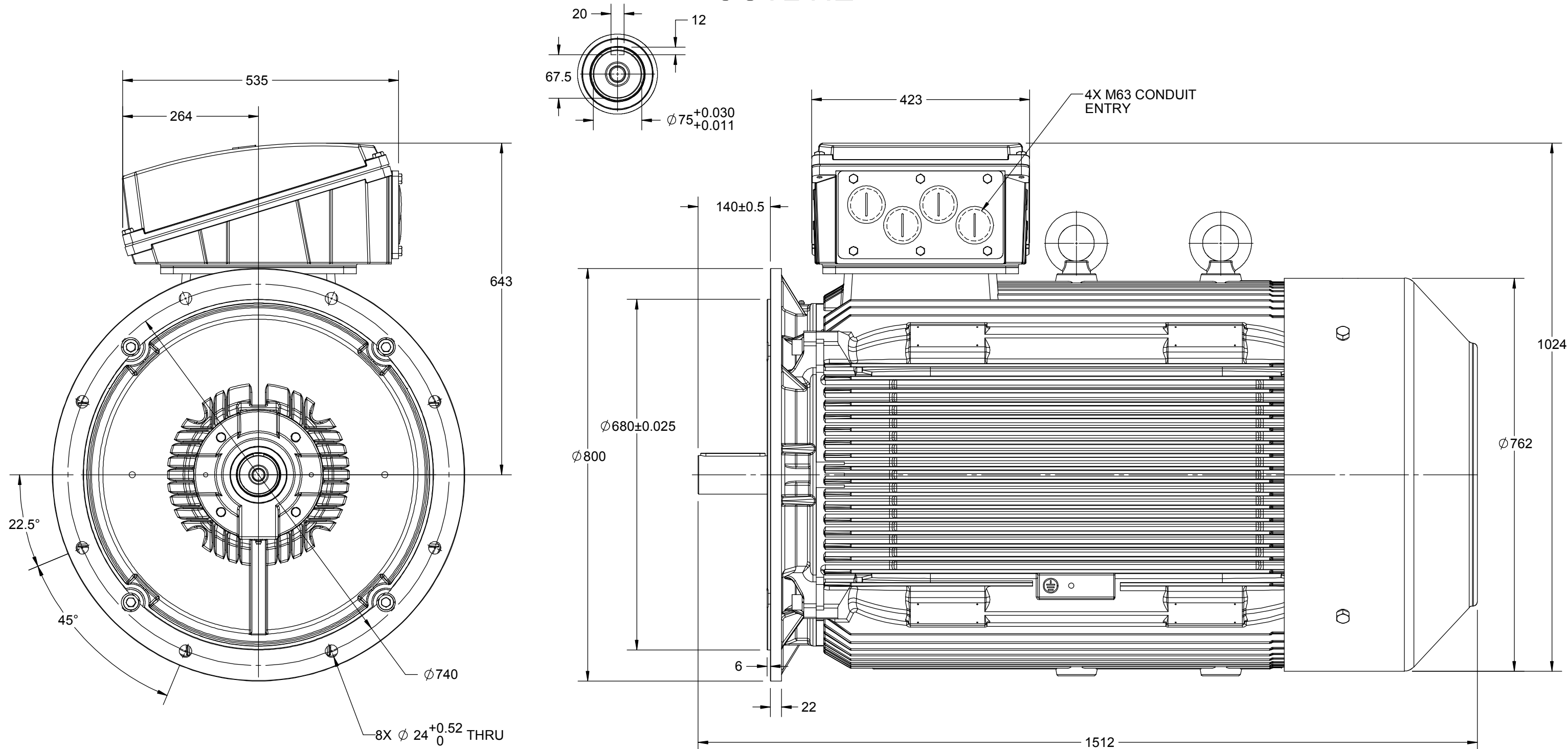
OUTLINE

B

B

A

A



DRAWING REVISION B	REVISION BY NIV	DATE 09/05/2019		DRAWN BY JOY			
ECO ECO-0165600	APPROVED BY SR	DATE 09/05/2019		DATE 18/07/2014			
ECO DESCRIPTION MODEL UPDATED				APPROVED BY SBD	DESCRIPTION OUTLINE		
<p>COPYRIGHT REGAL BELOIT AMERICA, INC. ALL RIGHTS RESERVED. PROPRIETARY AND CONFIDENTIAL INFORMATION - THIS DOCUMENT IS THE PROPERTY OF REGAL BELOIT AMERICA, INC. ("OWNER") AND CONTAINS OWNER'S PROPRIETARY INFORMATION. ANY PERSON, CORPORATION OR OTHER FIRM RECEIVING IT IS DEEMED, BY RECEIVING IT, TO AGREE THAT IT, AND/OR ANY PART OF IT, SHALL NOT BE DISCLOSED TO ANY PERSON, CORPORATION OR OTHER ENTITY, DUPLICATED, AND/OR USED, EXCEPT AS EXPRESSLY APPROVED IN WRITING IN ADVANCE BY OWNER. THIS DOCUMENT SHALL BE RETURNED TO OWNER UPON REQUEST. IT MAY BE SUBJECT TO CERTAIN RESTRICTIONS UNDER APPLICABLE EXPORT CONTROL LAWS AND REGULATIONS.</p>				DATE 18/07/2014	355FR-2P-B5 MTG. MOTOR TYPE: TCA		
				REFERENCE	MATERIAL	PROCESS/FINISH	
				THIRD ANGLE PROJECTION		SIZE B	DRAWING NUMBER 0235501826

4

3

2

1

RIGHTS RESERVED. Copy

ECO DESCRIPTION

GEOMETRIC TOLERANCE

LINEAR DIM	>0~6	±0.1
	>6~30	±0.2
	>30~120	±0.3



1. PRESSURE-SENSITIVE ADHESIVE COATED PAPER ON THE BACK OF SELF-ADHESIVE.
2. AT THE END OF YELLOW, WORDS, SYMBOLS, LETTERS ARE BLACK, BORDER IS BLACK.
3. THE TOLERANCE OF THE LINEAR SIZE OF THE TOLERANCE WITHOUT THE TOLERANCE BY THE TABLE.

8WD.442.2017

	DRAWN BY SN	 Regal Beloit America, Inc.		
	DATE 16/12/2016			
	APPROVED BY SBD	DESCRIPTION CONN DIAGRAM-NAMEPLATE		
	DATE 16/12/2016			
	REFERENCE	MATERIAL	PROCESS/FINISH	
	THIRD ANGLE PROJECTION	SIZE A	DRAWING NUMBER 8442000085	

Model No. SCA2501A1121GAA001

U (V)	Δ / Y Conn	f [Hz]	P [kW]	P [hp]	I [A]	n [RPM]	T [Nm]	IE Class	% EFF at __ load				PF at __ load			I _A /I _N [pu]	T _A /T _N [pu]	T _K /T _N [pu]
400	Δ	50	250	335	422.0	2983	799.72	IE2	5/4FL	FL	3/4FL	1/2FL	FL	3/4FL	1/2FL	6.9	2.0	3.3

Motor type	SCA	Degree of protection	IP 55
Enclosure	TEFC	Mounting type	IM B5
Frame Material	Cast Iron	Cooling method	IC 411
Frame size	355M	Motor weight - approx.	1704 kg
Duty	S1	Gross weight - approx.	1749 kg
Voltage variation *	± 10%	Motor inertia	4.0729 kgm ²
Frequency variation *	± 5%	Load inertia	Customer to Provide
Combined variation *	10%	Vibration level	2.8 mm/s
Design	N	Noise level (1meter distance from motor)	90 dB(A)
Service factor	1.0	No. of starts hot/cold/Equally spread	2/3/4
Insulation class	F	Starting method	DOL
Ambient temperature	-20 to +40 °C	Type of coupling	Direct
Temperature rise (by resistance)	80 [Class B] K	LR withstand time (hot/cold)	30/15 s
Altitude above sea level	1000 meter	Direction of rotation	Bi-directional
Hazardous area classification	NA	Standard rotation	Clockwise form DE
Zone classification	NA	Paint shade	RAL 5014
Gas group	NA	Accessories	
Temperature class	NA	Accessory - 1	PTC 150°C
Rotor type	Aluminum Die cast	Accessory - 2	-
Bearing type	Anti-friction ball	Accessory - 3	-
DE / NDE bearing	6317 C3 / 6317 C3	Terminal box position	TOP
Lubrication method	Regreasable	Maximum cable size/conduit size	1R x 3C x 300mm ² /4 x M63 x 1.5
Type of grease	CHEVRON SRI-2 or Equivalent	Auxiliary terminal box	Available on Request

I_A/I_N - Locked Rotor Current / Rated CurrentT_K/T_N - Breakdown Torque / Rated TorqueT_A/T_N - Locked Rotor Torque / Rated Torque
NOTE

All performance values at rated voltage and frequency.

All performance parameters are subjected to standard tolerance as per IEC 60034-1

* Voltage, Frequency and combine variation are as per IEC60034-1

Technical data are subject to change. There may be discrepancies between calculated and name plate values.

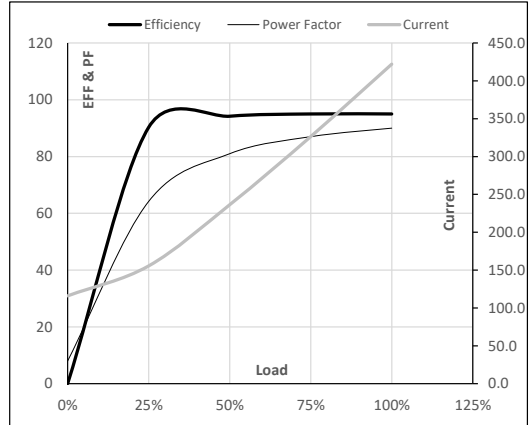
Efficiency Standards	Europe IEC: 60034-30	China -	India -	Aus/Nz AS/NZ 1359:5:2004	Brazil -	Global IEC IEC: 60034-30
----------------------	-------------------------	------------	------------	-----------------------------	-------------	-----------------------------

Model No. SCA2501A1121GAA001

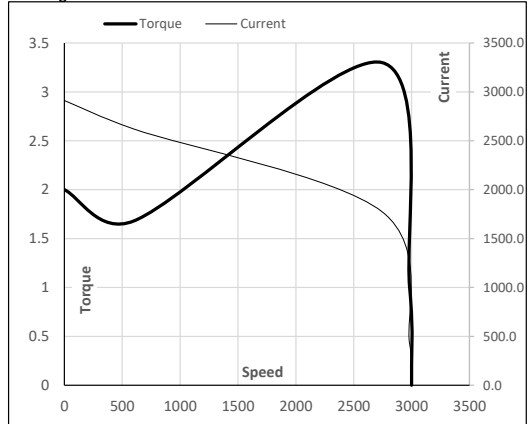
Enclosure	U (V)	Δ / Y Conn	f [Hz]	P [kW]	P [hp]	I [A]	n [RPM]	T [kgm]	T [Nm]	IE Class	Amb [°C]	Duty	Elevation [m]	Inertia [kg-m ²]	Weight [kg]
TEFC	400	Δ	50	250	335	422.0	2983	81.55	799.72	IE2	40	S1	1000	4.0729	1704

Motor Load Data

Load Point		NL	1/4FL	1/2FL	3/4FL	FL	5/4FL
Current	A	116.0	155.5	236.3	326.4	422.0	
Torque	Nm	0.0	199.1	398.7	598.9	799.7	
Speed	r/min	3000	2996	2992	2987	2983	
Efficiency	%	0.0	90.3	94.2	95.0	95.0	
Power Factor	%	8.0	64.2	81.0	87.0	90.0	

Performance vs Load Chart

Motor Speed Torque Data

Load Point		LR	P-Up	BD	Rated	NL
Speed	r/min	0	600	2744	2983	3000
Current	A	2912.1	2620.9	1775.4	422.0	116.0
Torque	pu	2.0	1.7	3.3	1	0

Starting Characteristics Chart

NOTE Refer data sheet for applicable standard and tolerances on performance parameters

Issued By

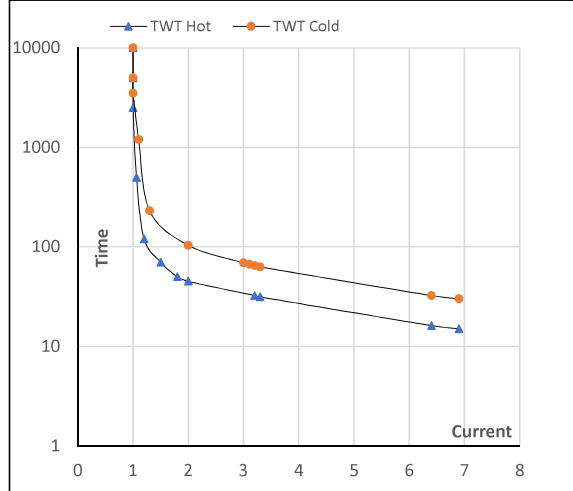
Issued Date

Model No. SCA2501A1121GAA001

Enclosure	U (V)	Δ / Y Conn	f [Hz]	P [kW]	P [hp]	I [A]	n [rpm]	T [kgm]	T [Nm]	IE Class	Amb [°C]	Duty	Elevation [m]	Inertia [kg-m ²]	Weight [kg]
TEFC	400	Δ	50	250	335	422.0	2983	81.55	799.72	IE2	40	S1	1000	4.0729	1704

Motor Speed Torque Data

Load	FL	I ₁	I ₂	I ₃	I ₄	I ₅	LR
TWT Hot	s 10000	45	36	30	25	20	15
TWT Cold	s 10000	67	66	60	45	40	30
Current	pu	1	2	4	5	5.5	6.9

Thermal Characteristics Chart

NOTE Refer data sheet for applicable standard and tolerances on performance parameters

 Issued By
Issued Date