

# PRODUCT INFORMATION PACKET

**marathon®**  
Motors

Model No: SCA1P11A3131GAAD01

Catalog No: SCA1P11A3131GAAD01

TerraMAX® Cast Iron Motor, 1.50 HP, 3 Ph, 50 Hz, 415 V, 3000 RPM, 80M Frame, TEFC



Regal and Marathon are trademarks of Regal Rexnord Corporation or one of its affiliated companies.

©2022 Regal Rexnord Corporation, All Rights Reserved. MC017097E

**RegalRexnord**

### Nameplate Specifications

Output HP	1.50 Hp	Output KW	1.1 kW
Frequency	50 Hz	Voltage	415 V
Current	2.2 A	Speed	2825 rpm
Service Factor	1	Phase	3
Efficiency	79.6 %	Power Factor	0.88
Duty	S1	Insulation Class	F
Frame	80M	Enclosure	Totally Enclosed Fan Cooled
Thermal Protection	No Protection	Ambient Temperature	50 °C
Drive End Bearing Size	6204	Opp Drive End Bearing Size	6204
UL	No	CSA	No
CE	Yes	IP Code	55
Number of Speeds	1	Efficiency Class	IE2

### Technical Specifications

Electrical Type	Squirrel Cage	Starting Method	Direct On Line
Poles	2	Rotation	Bi-Directional
Mounting	B35	Motor Orientation	Horizontal
Drive End Bearing	2z-C3	Opp Drive End Bearing	2z-C3
Frame Material	Cast Iron	Shaft Type	Keyed
Overall Length	281 mm	Frame Length	140 mm
Shaft Diameter	19 mm	Shaft Extension	40 mm
Assembly/Box Mounting	TOP		
Outline Drawing	0208000348	Connection Drawing	8442000085

This is an uncontrolled document once printed or downloaded and is subject to change without notice. Date Created:12/01/2022

4

3

2

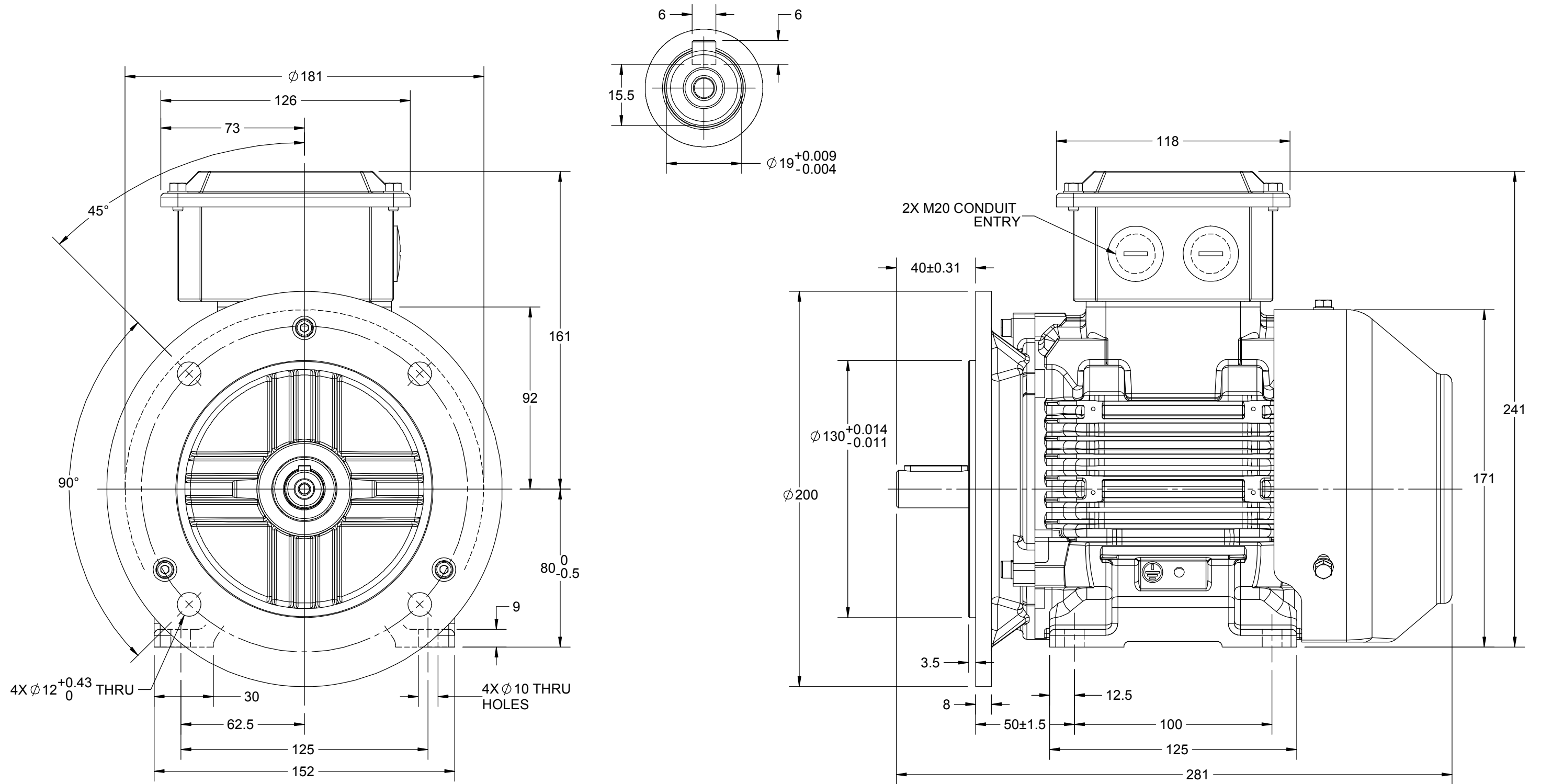
1

B

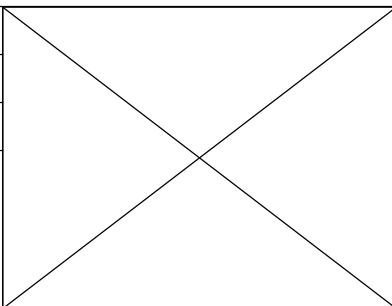
B

A

A



DRAWING REVISION B	REVISION BY LK	DATE 23/05/2019
ECO ECO-0167983	APPROVED BY SR	DATE 23/05/2019
ECO DESCRIPTION MODEL UPDATED AS PER NEW 3D STRUCTURE		
COPYRIGHT REGAL BELOIT AMERICA, INC. ALL RIGHTS RESERVED. PROPRIETARY AND CONFIDENTIAL INFORMATION - THIS DOCUMENT IS THE PROPERTY OF REGAL BELOIT AMERICA, INC. ("OWNER") AND CONTAINS OWNER'S PROPRIETARY INFORMATION. ANY PERSON, CORPORATION OR OTHER FIRM RECEIVING IT IS DEEMED, BY RECEIVING IT, TO AGREE THAT IT, AND/OR ANY PART OF IT, SHALL NOT BE DISCLOSED TO ANY PERSON, CORPORATION OR OTHER ENTITY, DUPLICATED, AND/OR USED, EXCEPT AS EXPRESSLY APPROVED IN WRITING IN ADVANCE BY OWNER. THIS DOCUMENT SHALL BE RETURNED TO OWNER UPON REQUEST. IT MAY BE SUBJECT TO CERTAIN RESTRICTIONS UNDER APPLICABLE EXPORT CONTROL LAWS AND REGULATIONS.		



DRAWN BY PRIYA	<b>marathon™</b> Motors		
DATE 22/03/2018			
APPROVED BY JAY	DESCRIPTION <b>OUTLINE</b> 80 FR.- B35 MTG. MOTOR TYPE: SCA		
DATE 22/03/2018			
REFERENCE	MATERIAL	PROCESS/FINISH	
THIRD ANGLE PROJECTION	SIZE B	DRAWING NUMBER 0208000348	SHEET 1 OF 1

COPYRIGHT REGAL BELOIT AMERICA, INC. ALL RIGHTS RESERVED. UNCONTROLLED COPY  
 PROPRIETARY AND CONFIDENTIAL INFORMATION - THIS DOCUMENT IS THE PROPERTY OF  
 REGAL BELOIT AMERICA, INC. ("OWNER") AND CONTAINS OWNER'S PROPRIETARY  
 INFORMATION. ANY PERSON, CORPORATION OR OTHER FIRM RECEIVING IT IS DEEMED,  
 BY RECEIVING IT, TO AGREE THAT IT, AND/OR ANY PART OF IT, SHALL NOT BE DISCLOSED  
 TO ANY PERSON, CORPORATION OR OTHER ENTITY, DUPLICATED, AND/OR USED, EXCEPT  
 AS EXPRESSLY APPROVED IN WRITING IN ADVANCE BY OWNER. THIS DOCUMENT SHALL  
 BE RETURNED TO OWNER UPON REQUEST. IT MAY BE SUBJECT TO CERTAIN  
 RESTRICTIONS UNDER APPLICABLE EXPORT CONTROL LAWS AND REGULATIONS.

DRAWING REVISION <b>A</b>	REVISION BY <b>SN</b>	DATE <b>13/01/2017</b>
ECO <b>ECO-0116390</b>	APPROVED BY <b>SBD</b>	DATE <b>13/01/2017</b>
ECO DESCRIPTION <b>NEW DRAWING RELEASE</b>		

GEOMETRIC TOLERANCE		
LINEAR DIM	>0~6	±0.1
	>6~30	±0.2
	>30~120	±0.3



# NOTES:

1. PRESSURE-SENSITIVE ADHESIVE COATED PAPER ON THE BACK OF SELF-ADHESIVE.
2. AT THE END OF YELLOW, WORDS, SYMBOLS, LETTERS ARE BLACK, BORDER IS BLACK.
3. THE TOLERANCE OF THE LINEAR SIZE OF THE TOLERANCE WITHOUT THE TOLERANCE BY THE TABLE.

8WD.442.2017

	DRAWN BY <b>SN</b>	Regal Beloit America, Inc.	
	DATE <b>16/12/2016</b>		
	APPROVED BY <b>SBD</b>	DESCRIPTION <b>CONN DIAGRAM-NAMEPLATE</b>	
	DATE <b>16/12/2016</b>		
	REFERENCE	MATERIAL	PROCESS/FINISH
	THIRD ANGLE PROJECTION	SIZE <b>A</b>	DRAWING NUMBER <b>8442000085</b>
			SHEET <b>1 OF 1</b>

**Model No.** SCA1P11A3131GAAD01

U (V)	Δ / Y Conn	f [Hz]	P [kW]	P [hp]	I [A]	n [RPM]	T [Nm]	IE Class	% EFF at __ load				PF at __ load			I <sub>A</sub> /I <sub>N</sub> [pu]	T <sub>A</sub> /T <sub>N</sub> [pu]	T <sub>K</sub> /T <sub>N</sub> [pu]
415	Y	50	1.1	1.5	2.2	2825	3.56	IE2	5/4FL	FL	3/4FL	1/2FL	FL	3/4FL	1/2FL	5.5	2.5	2.6

Motor type	SCA	Degree of protection	IP 55
Enclosure	TEFC	Mounting type	IM B35
Frame Material	Cast Iron	Cooling method	IC 411
Frame size	80M	Motor weight - approx.	18.2 kg
Duty	S1	Gross weight - approx.	19.2 kg
Voltage variation *	± 10%	Motor inertia	0.0010 kgm <sup>2</sup>
Frequency variation *	± 5%	Load inertia	Customer to Provide
Combined variation *	10%	Vibration level	1.6 mm/s
Design	N	Noise level ( 1meter distance from motor)	76 dB(A)
Service factor	1.0	No. of starts hot/cold/Equally spread	2/3/4
Insulation class	F	Starting method	DOL
Ambient temperature	-20 to +50 °C	Type of coupling	Direct
Temperature rise (by resistance)	70 [ Class B ] K	LR withstand time (hot/cold)	6/10 s
Altitude above sea level	1000 meter	Direction of rotation	Bi-directional
Hazardous area classification	NA	Standard rotation	Clockwise form DE
Zone classification	NA	Paint shade	RAL 5014
Gas group	NA	Accessories	
Temperature class	NA	Accessory - 1	-
Rotor type	Aluminum Die cast	Accessory - 2	-
Bearing type	Anti-friction ball	Accessory - 3	-
DE / NDE bearing	6204-2Z / 6204-2Z	Terminal box position	TOP
Lubrication method	Greased for life	Maximum cable size/conduit size	1R x 3C x 10mm <sup>2</sup> /2 x M20 x 1.5
Type of grease	NA	Auxiliary terminal box	NA

 $I_A/I_N$  - Locked Rotor Current / Rated Current

 $T_K/T_N$  - Breakdown Torque / Rated Torque

 $T_A/T_N$  - Locked Rotor Torque / Rated Torque

**NOTE**

All performance values at rated voltage and frequency.

All performance parameters are subjected to standard tolerance as per IEC 60034-1

\* Voltage, Frequency and combine variation are as per IEC60034-1

Technical data are subject to change. There may be discrepancies between calculated and name plate values.

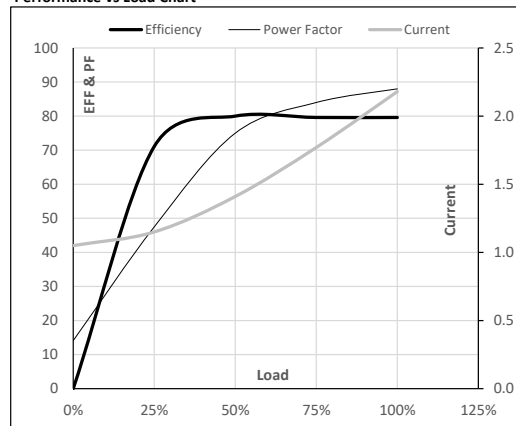
Efficiency Standards	Europe	China	India	Aus/Nz	Brazil	Global IEC
	-	-	IS 12615 : 2018	-	-	-

**Model No.** SCA1P11A3131GAAD01

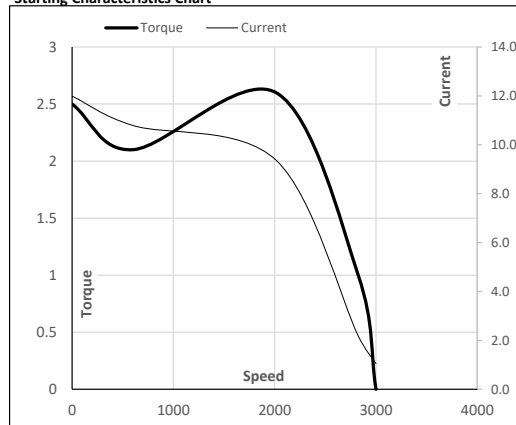
Enclosure	U (V)	$\Delta / Y$ Conn	f [Hz]	P [kW]	P [hp]	I [A]	n [RPM]	T [kgm]	T [Nm]	IE Class	Amb [°C]	Duty	Elevation [m]	Inertia [kg-m <sup>2</sup> ]	Weight [kg]
TEFC	415	Y	50	1.1	1.5	2.2	2825	0.36	3.56	IE2	50	S1	1000	0.0010	18.2

**Motor Load Data**

Load Point		NL	1/4FL	1/2FL	3/4FL	FL	5/4FL
Current	A	1.1	1.2	1.4	1.8	2.2	
Torque	Nm	0.0	1.2	2.5	3.7	3.6	
Speed	r/min	3000	2968	2940	2908	2825	
Efficiency	%	0.0	71.1	80.0	79.6	79.6	
Power Factor	%	14.1	47.5	75.0	84.0	88.0	

**Performance vs Load Chart**

**Motor Speed Torque Data**

Load Point		LR	P-Up	BD	Rated	NL
Speed	r/min	0	600	2014	2825	3000
Current	A	12.0	10.8	9.4	2.2	1.1
Torque	pu	2.5	2.1	2.6	1	0

**Starting Characteristics Chart**

**NOTE** Refer data sheet for applicable standard and tolerances on performance parameters

Issued By

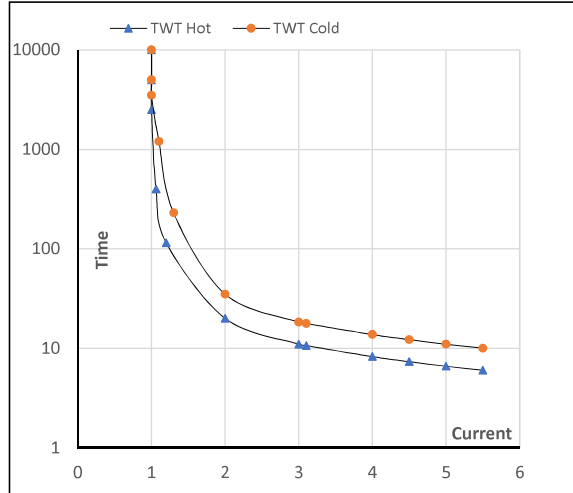
Issued Date

**Model No.** SCA1P11A3131GAAD01

Enclosure	U (V)	$\Delta / Y$ Conn	f [Hz]	P [kW]	P [hp]	I [A]	n [rpm]	T [kgm]	T [Nm]	IE Class	Amb [°C]	Duty	Elevation [m]	Inertia [kg-m <sup>2</sup> ]	Weight [kg]
TEFC	415	Y	50	1.1	1.5	2.2	2825	0.36	3.56	IE2	50	S1	1000	0.0010	18.2

**Motor Speed Torque Data**

Load		FL	$I_1$	$I_2$	$I_3$	$I_4$	$I_5$	LR
TWT Hot	s	10000	20	11	9	8	7	6
TWT Cold	s	10000	35	18	14	12	11	10
Current	pu	1	2	3	4	4.5	5	5.5

**Thermal Characteristics Chart**

**NOTE** Refer data sheet for applicable standard and tolerances on performance parameters

 Issued By  
Issued Date

## EC Declaration of Conformity

The undersigned representing  
the manufacturer:

Regal Beloit America  
100 East Randolph St.  
Wausau, WI 54401

and the authorized representative  
established within the Community:

Marathon Electric UK  
6F Thistleton Road Ind. Estate  
Market Overton  
Oakham, Rutland LE15 7PP UK

are committed to providing customers with products that comply with applicable regulations and international protocols to which they are subject, including the requirements of the European Parliament Directive on the Harmonization of the laws relating to electrical equipment designed for use within certain voltage limits (2014/35/EU).

Regal Beloit America declares that the following product(s), to which this declaration relates, are in conformity with the relevant sections of the EC standards listed below.

This statement supersedes any statements previously issued pertaining to the product(s) listed below and is subject to change without notice.

Model No : SCA1P11A3131GAAD01

(Model No. may contain prefix and/or suffix characters)

Catalog No : SCA1P11A3131GAAD01

Rework No : N/A

### Directives :

Low Voltage Directive 2014/35/EU

### Harmonized Standards Used :

EN 60034-1: 2010 (IEC 60034-1: 2010)

EN 60034-5: 2001/A1:2007 (IEC 60034-5: 2000/A1:2006)

### Authorized Representative:



Michael A. Logsdon  
Vice President, Technology

### Authorized Representative in the Community:



Julian Clark  
Marketing Engineer

Created on 09/01/2022

**CE 22**