

PRODUCT INFORMATION PACKET

marathon®
Motors

Model No: SCA0152A1181GAA001

Catalog No: SCA0152A1181GAA001

TerraMAX® Cast Iron Motor, 20 HP, 3 Ph, 50 Hz, 400 V, 1500 RPM, 160L Frame, TEFC



Regal and Marathon are trademarks of Regal Rexnord Corporation or one of its affiliated companies.

©2022 Regal Rexnord Corporation, All Rights Reserved. MC017097E

RegalRexnord

Nameplate Specifications

Output HP	20 Hp	Output KW	15.0 kW
Frequency	50 Hz	Voltage	400 V
Current	28.1 A	Speed	1465 rpm
Service Factor	1	Phase	3
Efficiency	90.6 %	Power Factor	0.85
Duty	S1	Insulation Class	F
Frame	160L	Enclosure	Totally Enclosed Fan Cooled
Thermal Protection	No Protection	Ambient Temperature	40 °C
Drive End Bearing Size	6309	Opp Drive End Bearing Size	6209
UL	No	CSA	No
CE	Yes	IP Code	55
Number of Speeds	1	Efficiency Class	IE2

Technical Specifications

Electrical Type	Squirrel Cage	Starting Method	Direct On Line
Poles	4	Rotation	Bi-Directional
Mounting	B14B	Motor Orientation	Horizontal
Drive End Bearing	2z-C3	Opp Drive End Bearing	2z-C3
Frame Material	Cast Iron	Shaft Type	Keyed
Overall Length	666 mm	Frame Length	298 mm
Shaft Diameter	42 mm	Shaft Extension	110 mm
Assembly/Box Mounting	Top		
Connection Drawing	8442000085	Outline Drawing	0216001064

This is an uncontrolled document once printed or downloaded and is subject to change without notice. Date Created:12/01/2022

3 of 7

COPYRIGHT REGAL BELOIT AMERICA, INC. ALL RIGHTS RESERVED. UNCONTROLLED COPY
 PROPRIETARY AND CONFIDENTIAL INFORMATION - THIS DOCUMENT IS THE PROPERTY OF
 REGAL BELOIT AMERICA, INC. ("OWNER") AND CONTAINS OWNER'S PROPRIETARY
 INFORMATION. ANY PERSON, CORPORATION OR OTHER FIRM RECEIVING IT IS DEEMED,
 BY RECEIVING IT, TO AGREE THAT IT, AND/OR ANY PART OF IT, SHALL NOT BE DISCLOSED
 TO ANY PERSON, CORPORATION OR OTHER ENTITY, DUPLICATED, AND/OR USED, EXCEPT
 AS EXPRESSLY APPROVED IN WRITING IN ADVANCE BY OWNER. THIS DOCUMENT SHALL
 BE RETURNED TO OWNER UPON REQUEST. IT MAY BE SUBJECT TO CERTAIN
 RESTRICTIONS UNDER APPLICABLE EXPORT CONTROL LAWS AND REGULATIONS.

DRAWING REVISION A	REVISION BY SN	DATE 13/01/2017
ECO ECO-0116390	APPROVED BY SBD	DATE 13/01/2017
ECO DESCRIPTION NEW DRAWING RELEASE		

GEOMETRIC TOLERANCE		
LINEAR DIM	>0~6	±0.1
	>6~30	±0.2
	>30~120	±0.3



NOTES:

1. PRESSURE-SENSITIVE ADHESIVE COATED PAPER ON THE BACK OF SELF-ADHESIVE.
2. AT THE END OF YELLOW, WORDS, SYMBOLS, LETTERS ARE BLACK, BORDER IS BLACK.
3. THE TOLERANCE OF THE LINEAR SIZE OF THE TOLERANCE WITHOUT THE TOLERANCE BY THE TABLE.

8WD.442.2017

	DRAWN BY SN		Regal Beloit America, Inc.		
	DATE 16/12/2016				
	APPROVED BY SBD		DESCRIPTION CONN DIAGRAM-NAMEPLATE		
	DATE 16/12/2016				
	REFERENCE		MATERIAL		PROCESS/FINISH
	THIRD ANGLE PROJECTION		SIZE A	DRAWING NUMBER 8442000085	SHEET 1 OF 1

Model No. SCA0152A1181GAA001

U (V)	Δ / Y Conn	f [Hz]	P [kW]	P [hp]	I [A]	n [RPM]	T [Nm]	IE Class	% EFF at __ load				PF at __ load			I _A /I _N [pu]	T _A /T _N [pu]	T _K /T _N [pu]
400	Δ	50	15	20	28.1	1465	97.70	IE2	5/4FL	FL	3/4FL	1/2FL	FL	3/4FL	1/2FL	6.54338395	2.4	2.6

Motor type	SCA	Degree of protection	IP 55
Enclosure	TEFC	Mounting type	IM B14B
Frame Material	Cast Iron	Cooling method	IC 411
Frame size	160L	Motor weight - approx.	140 kg
Duty	S1	Gross weight - approx.	160 kg
Voltage variation *	± 10%	Motor inertia	0.1180 kgm ²
Frequency variation *	± 5%	Load inertia	Customer to Provide
Combined variation *	10%	Vibration level	2.2 mm/s
Design	N	Noise level (1meter distance from motor)	66 dB(A)
Service factor	1.0	No. of starts hot/cold/Equally spread	2/3/4
Insulation class	F	Starting method	DOL
Ambient temperature	-20 to +40 °C	Type of coupling	Direct
Temperature rise (by resistance)	80 [Class B] K	LR withstand time (hot/cold)	10/6 s
Altitude above sea level	1000 meter	Direction of rotation	Bi-directional
Hazardous area classification	NA	Standard rotation	Clockwise form DE
Zone classification	NA	Paint shade	RAL 5014
Gas group	NA	Accessories	
Temperature class	NA	Accessory - 1	PTC 150°C
Rotor type	Aluminum Die cast	Accessory - 2	-
Bearing type	Anti-friction ball	Accessory - 3	-
DE / NDE bearing	6309-2Z / 6209-2Z	Terminal box position	TOP
Lubrication method	Greased for life	Maximum cable size/conduit size	1R x 3C x 35mm ² /2 X M32 x 1.5
Type of grease	NA	Auxiliary terminal box	Available on Request

 I_A/I_N - Locked Rotor Current / Rated Current

 T_K/T_N - Breakdown Torque / Rated Torque

 T_A/T_N - Locked Rotor Torque / Rated Torque

NOTE

All performance values at rated voltage and frequency.

All performance parameters are subjected to standard tolerance as per IEC 60034-1

* Voltage, Frequency and combine variation are as per IEC60034-1

Technical data are subject to change. There may be discrepancies between calculated and name plate values.

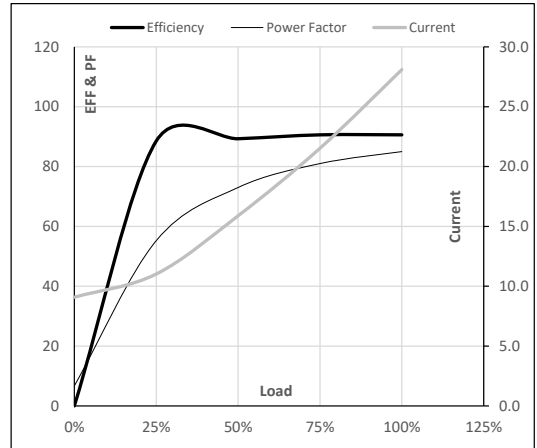
Efficiency Standards	Europe IEC: 60034-30	China -	India -	Aus/Nz AS/NZ 1359:5:2004	Brazil -	Global IEC IEC: 60034-30
----------------------	-------------------------	------------	------------	-----------------------------	-------------	-----------------------------

Model No. SCA0152A1181GAA001

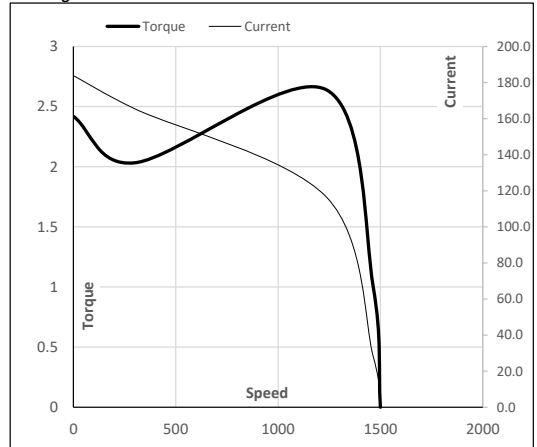
Enclosure	U (V)	Δ / Y Conn	f [Hz]	P [kW]	P [hp]	I [A]	n [RPM]	T [kgm]	T [Nm]	IE Class	Amb [°C]	Duty	Elevation [m]	Inertia [kg-m ²]	Weight [kg]
TEFC	400	Δ	50	15	20	28.1	1465	9.96	97.70	IE2	40	S1	1000	0.1180	140

Motor Load Data

Load Point		NL	1/4FL	1/2FL	3/4FL	FL	5/4FL
Current	A	9.1	11.0	15.9	21.5	28.1	
Torque	Nm	0.0	23.9	48.0	72.4	97.7	
Speed	r/min	1500	1492	1485	1476	1465	
Efficiency	%	0.0	88.5	89.3	90.6	90.6	
Power Factor	%	6.7	55.2	73.0	81.0	85.0	

Performance vs Load Chart

Motor Speed Torque Data

Load Point		LR	P-Up	BD	Rated	NL
Speed	r/min	0	300	1236	1465	1500
Current	A	183.9	165.5	116.6	28.1	9.1
Torque	pu	2.4	2.0	2.6	1	0

Starting Characteristics Chart

NOTE Refer data sheet for applicable standard and tolerances on performance parameters

 Issued By
Issued Date



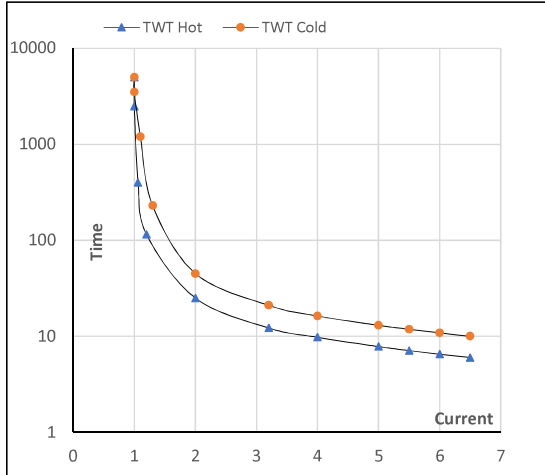
Model No. SCA0152A1181GAA001

Enclosure	U (V)	Δ / Y Conn	f [Hz]	P [kW]	P [hp]	I [A]	n [rpm]	T [kgm]	T [Nm]	IE Class	Amb [°C]	Duty	Elevation [m]	Inertia [kg-m ²]	Weight [kg]
TEFC	400	Δ	50	15	20	28.1	1465	9.96	97.70	IE2	40	S1	1000	0.1180	140

Motor Speed Torque Data

Load		FL	I ₁	I ₂	I ₃	I ₄	I ₅	LR
TWT Hot	s	10000	25	13	10	8	7	6
TWT Cold	s	10000	45	22	16	13	12	10
Current	pu	1	2	3	4	5	5.5	6.5

Thermal Characteristics Chart



NOTE Refer data sheet for applicable standard and tolerances on performance parameters

Issued By
Issued Date

