

# PRODUCT INFORMATION PACKET

**marathon®**  
Motors

Model No: SCA0041A4121GAA001

Catalog No: SCA0041A4121GAA001

TerraMAX® Cast Iron Motor, 5.50 HP, 3 Ph, 50 Hz, 380/660 V, 3000 RPM, 112M Frame, TEFC



Regal and Marathon are trademarks of Regal Rexnord Corporation or one of its affiliated companies.  
©2022 Regal Rexnord Corporation, All Rights Reserved. MC017097E

**RegalRexnord**

### Nameplate Specifications

Output HP	5.50 Hp	Output KW	4.0 kW
Frequency	50 Hz	Voltage	380/660 V
Current	7.6 A	Speed	2864 rpm
Service Factor	1	Phase	3
Efficiency	85.8 %	Power Factor	0.93
Duty	S1	Insulation Class	F
Frame	112M	Enclosure	Totally Enclosed Fan Cooled
Thermal Protection	No Protection	Ambient Temperature	40 °C
Drive End Bearing Size	6306	Opp Drive End Bearing Size	6206
UL	No	CSA	No
CE	Yes	IP Code	55
Number of Speeds	1	Efficiency Class	IE2

### Technical Specifications

Electrical Type	Squirrel Cage	Starting Method	Direct On Line
Poles	2	Rotation	Bi-Directional
Mounting	B5	Motor Orientation	Horizontal
Drive End Bearing	2z-C3	Opp Drive End Bearing	2z-C3
Frame Material	Cast Iron	Shaft Type	Keyed
Overall Length	399 mm	Frame Length	174 mm
Shaft Diameter	28 mm	Shaft Extension	60 mm
Assembly/Box Mounting	Top		
Connection Drawing	8442000085	Outline Drawing	0211200548

This is an uncontrolled document once printed or downloaded and is subject to change without notice. Date Created:12/01/2022

4

3

2

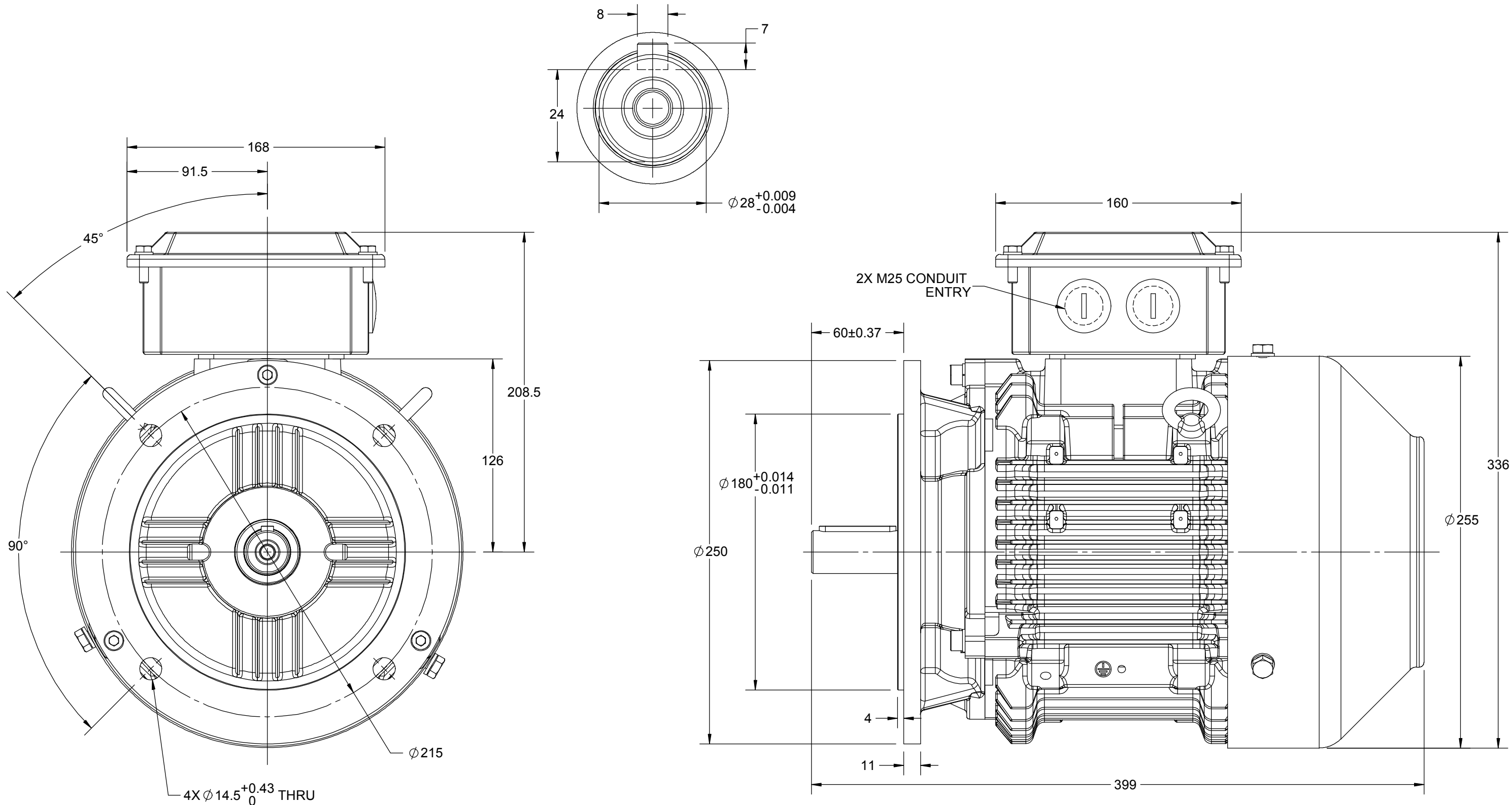
1

B

B

A

A



DRAWING REVISION B	REVISION BY LK	DATE 29/05/2019		DRAWN BY PRIYA	<div>marathon™ Motors</div>			
ECO ECO-0167983	APPROVED BY JAY	DATE 29/05/2019		DATE 27/03/2018				
ECO DESCRIPTION MODEL UPDATED AS PER NEW 3D STRUCTURE				APPROVED BY JAY	DESCRIPTION			
COPYRIGHT REGAL BELOIT AMERICA, INC. ALL RIGHTS RESERVED. PROPRIETARY AND CONFIDENTIAL INFORMATION - THIS DOCUMENT IS THE PROPERTY OF REGAL BELOIT AMERICA, INC. ("OWNER") AND CONTAINS OWNER'S PROPRIETARY INFORMATION. ANY PERSON, CORPORATION OR OTHER FIRM RECEIVING IT IS DEEMED, BY RECEIVING IT, TO AGREE THAT IT, AND/OR ANY PART OF IT, SHALL NOT BE DISCLOSED TO ANY PERSON, CORPORATION OR OTHER ENTITY, DUPLICATED, AND/OR USED, EXCEPT AS EXPRESSLY APPROVED IN WRITING IN ADVANCE BY OWNER. THIS DOCUMENT SHALL BE RETURNED TO OWNER UPON REQUEST. IT MAY BE SUBJECT TO CERTAIN RESTRICTIONS UNDER APPLICABLE EXPORT CONTROL LAWS AND REGULATIONS.				DATE 27/03/2018	OUTLINE 112 FR.- B5 MTG. MOTOR TYPE: SCA			
				REFERENCE	MATERIAL		PROCESS/FINISH	
				THIRD ANGLE PROJECTION	SIZE B	DRAWING NUMBER 0211200548		SHEET 1 OF 1

4

3

2

1

COPYRIGHT REGAL BELOIT AMERICA, INC. ALL RIGHTS RESERVED. UNCONTROLLED COPY  
 PROPRIETARY AND CONFIDENTIAL INFORMATION - THIS DOCUMENT IS THE PROPERTY OF  
 REGAL BELOIT AMERICA, INC. ("OWNER") AND CONTAINS OWNER'S PROPRIETARY  
 INFORMATION. ANY PERSON, CORPORATION OR OTHER FIRM RECEIVING IT IS DEEMED,  
 BY RECEIVING IT, TO AGREE THAT IT, AND/OR ANY PART OF IT, SHALL NOT BE DISCLOSED  
 TO ANY PERSON, CORPORATION OR OTHER ENTITY, DUPLICATED, AND/OR USED, EXCEPT  
 AS EXPRESSLY APPROVED IN WRITING IN ADVANCE BY OWNER. THIS DOCUMENT SHALL  
 BE RETURNED TO OWNER UPON REQUEST. IT MAY BE SUBJECT TO CERTAIN  
 RESTRICTIONS UNDER APPLICABLE EXPORT CONTROL LAWS AND REGULATIONS.

DRAWING REVISION <b>A</b>	REVISION BY <b>SN</b>	DATE <b>13/01/2017</b>
ECO <b>ECO-0116390</b>	APPROVED BY <b>SBD</b>	DATE <b>13/01/2017</b>
ECO DESCRIPTION <b>NEW DRAWING RELEASE</b>		

GEOMETRIC TOLERANCE		
LINEAR DIM	>0~6	±0.1
	>6~30	±0.2
	>30~120	±0.3



**NOTES:**

1. PRESSURE-SENSITIVE ADHESIVE COATED PAPER ON THE BACK OF SELF-ADHESIVE.
2. AT THE END OF YELLOW, WORDS, SYMBOLS, LETTERS ARE BLACK, BORDER IS BLACK.
3. THE TOLERANCE OF THE LINEAR SIZE OF THE TOLERANCE WITHOUT THE TOLERANCE BY THE TABLE.

8WD.442.2017

	DRAWN BY <b>SN</b>		<b>Regal Beloit America, Inc.</b>		
	DATE <b>16/12/2016</b>				
	APPROVED BY <b>SBD</b>		DESCRIPTION <b>CONN DIAGRAM-NAMEPLATE</b>		
	DATE <b>16/12/2016</b>				
	REFERENCE		MATERIAL		PROCESS/FINISH
	THIRD ANGLE PROJECTION		SIZE <b>A</b>	DRAWING NUMBER <b>8442000085</b>	SHEET <b>1 OF 1</b>

**Model No.** SCA0041A4121GAA001

U (V)	Δ / Y Conn	f [Hz]	P [kW]	P [hp]	I [A]	n [RPM]	T [Nm]	IE Class	% EFF at __ load				PF at __ load			I <sub>A</sub> /I <sub>N</sub> [pu]	T <sub>A</sub> /T <sub>N</sub> [pu]	T <sub>K</sub> /T <sub>N</sub> [pu]
380/660	Δ	50	4	5.5	7.6	2864	13.66	IE2	-	85.8	85.8	88	0.93	0.9	0.82	6.72	2.7	2.9

Motor type	SCA	Degree of protection	IP 55
Enclosure	TEFC	Mounting type	IM B5
Frame Material	Cast Iron	Cooling method	IC 411
Frame size	112M	Motor weight - approx.	47 kg
Duty	S1	Gross weight - approx.	50 kg
Voltage variation *	± 10%	Motor inertia	0.0050 kgm <sup>2</sup>
Frequency variation *	± 5%	Load inertia	Customer to Provide
Combined variation *	10%	Vibration level	1.6 mm/s
Design	N	Noise level ( 1meter distance from motor)	66 dB(A)
Service factor	1.0	No. of starts hot/cold/Equally spread	2/3/4
Insulation class	F	Starting method	DOL
Ambient temperature	-20 to +40 °C	Type of coupling	Direct
Temperature rise (by resistance)	80 [ Class B ] K	LR withstand time (hot/cold)	6/10 s
Altitude above sea level	1000 meter	Direction of rotation	Bi-directional
Hazardous area classification	NA	Standard rotation	Clockwise form DE
Zone classification	NA	Paint shade	RAL 5014
Gas group	NA	Accessories	
Temperature class	NA	Accessory - 1	-
Rotor type	Aluminum Die cast	Accessory - 2	-
Bearing type	Anti-friction ball	Accessory - 3	-
DE / NDE bearing	6306-2Z / 6206-2Z	Terminal box position	TOP
Lubrication method	Greased for life	Maximum cable size/conduit size	1R x 3C x 16mm <sup>2</sup> /2 x M25 x 1.5
Type of grease	NA	Auxiliary terminal box	Available on Request

I<sub>A</sub>/I<sub>N</sub> - Locked Rotor Current / Rated Current

T<sub>K</sub>/T<sub>N</sub> - Breakdown Torque / Rated Torque

T<sub>A</sub>/T<sub>N</sub> - Locked Rotor Torque / Rated Torque

**NOTE**

All performance values at rated voltage and frequency.

All performance parameters are subjected to standard tolerance as per IEC 60034-1

\* Voltage, Frequency and combine variation are as per IEC60034-1

Technical data are subject to change. There may be discrepancies between calculated and name plate values.

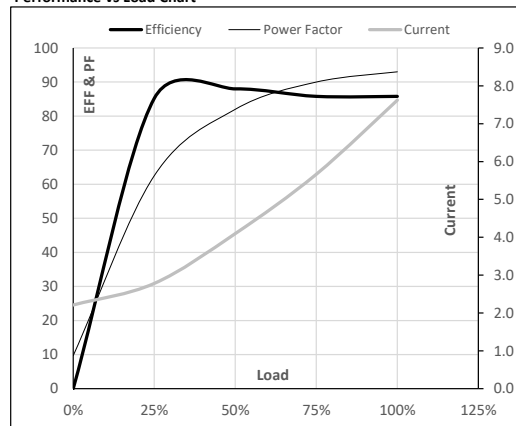
Efficiency	Europe	China	India	Aus/Nz	Brazil	Global IEC
Standards	-	GB 18613-2012 Grade 2	-	-	-	IEC: 60034-30

**Model No.** SCA0041A4121GAA001

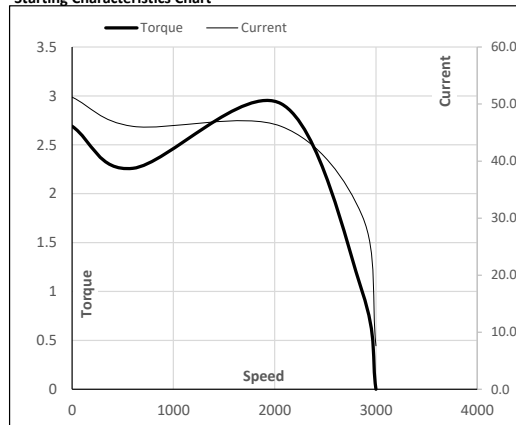
Enclosure	U (V)	$\Delta$ / Y Conn	f [Hz]	P [kW]	P [hp]	I [A]	n [RPM]	T [kgm]	T [Nm]	IE Class	Amb [°C]	Duty	Elevation [m]	Inertia [kg-m <sup>2</sup> ]	Weight [kg]
TEFC	380/660	$\Delta$	50	4	5.5	7.6	2864	1.39	13.66	IE2	40	S1	1000	0.0050	47

**Motor Load Data**

Load Point		NL	1/4FL	1/2FL	3/4FL	FL	5/4FL
Current	A	2.2	2.8	4.1	5.7	7.6	
Torque	Nm	0.0	3.3	6.7	10.1	13.7	
Speed	r/min	3000	2969	2939	2904	2864	
Efficiency	%	0.0	85.2	88.0	85.8	85.8	
Power Factor	%	9.7	62.5	82.0	90.0	93.0	

**Performance vs Load Chart**

**Motor Speed Torque Data**

Load Point		LR	P-Up	BD	Rated	NL
Speed	r/min	0	600	2064	2864	3000
Current	A	51.2	46.1	30.4	7.6	2.2
Torque	pu	2.7	2.3	2.9	1	0

**Starting Characteristics Chart**

**NOTE** Refer data sheet for applicable standard and tolerances on performance parameters

Issued By

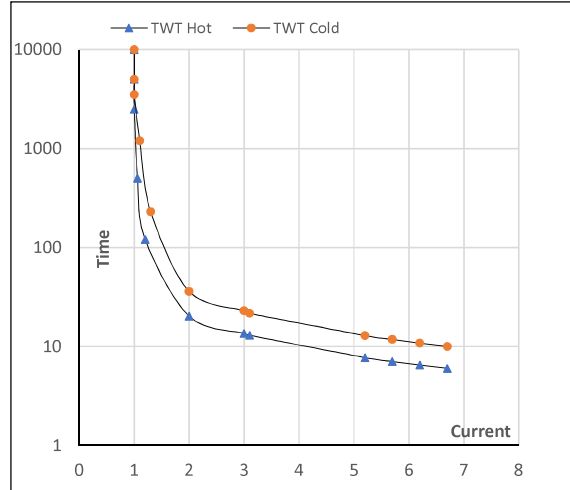
Issued Date


**Model No.** SCA0041A4121GAA001

Enclosure	U (V)	$\Delta$ / Y Conn	f [Hz]	P [kW]	P [hp]	I [A]	n [rpm]	T [kgm]	T [Nm]	IE Class	Amb [°C]	Duty	Elevation [m]	Inertia [kg·m <sup>2</sup> ]	Weight [kg]
TEFC	380/660	$\Delta$	50	4	5.5	7.6	2864	1.39	13.66	IE2	40	S1	1000	0.0050	47

**Motor Speed Torque Data**

Load		FL	$I_1$	$I_2$	$I_3$	$I_4$	$I_5$	LR
TWT Hot	s	10000	23	15	10	8	7	6
TWT Cold	s	10000	36	24	17	15	13	10
Current	pu	1	2	3	4	5	5.5	6.7

**Thermal Characteristics Chart**

**NOTE** Refer data sheet for applicable standard and tolerances on performance parameters

 Issued By  
 Issued Date
