

PRODUCT INFORMATION PACKET

marathon®
Motors

Model No: QCA1P12AF181GAA001

Catalog No: QCA1P12AF181GAA001

TerraMAX® Cast Iron Motor, 1.50 HP, 3 Ph, 50 Hz, 380 V, 1500 RPM, 90S Frame, TEFC



Regal and Marathon are trademarks of Regal Rexnord Corporation or one of its affiliated companies.

©2022 Regal Rexnord Corporation, All Rights Reserved. MC017097E

RegalRexnord

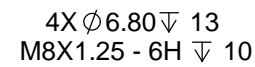
Nameplate Specifications

Output HP	1.50 Hp	Output KW	1.1 kW
Frequency	50 Hz	Voltage	380 V
Current	2.5 A	Speed	1451 rpm
Service Factor	1	Phase	3
Efficiency	87.2 %	Power Factor	0.77
Duty	S1	Insulation Class	F
Frame	90S	Enclosure	Totally Enclosed Fan Cooled
Thermal Protection	No Protection	Ambient Temperature	40 °C
Drive End Bearing Size	6205	Opp Drive End Bearing Size	6205
UL	No	CSA	No
CE	YES	IP Code	55
Number of Speeds	1	Efficiency Class	IE4

Technical Specifications

Electrical Type	Squirrel Cage	Starting Method	Direct On Line
Poles	4	Rotation	Bi-Directional
Mounting	B14B	Motor Orientation	Horizontal
Drive End Bearing	2z-C3	Opp Drive End Bearing	2z-C3
Frame Material	Cast Iron	Shaft Type	Keyed
Overall Length	332 mm	Frame Length	153 mm
Shaft Diameter	24 mm	Shaft Extension	50 mm
Assembly/Box Mounting	Top		
Connection Drawing	8442000085	Outline Drawing	0209000399

This is an uncontrolled document once printed or downloaded and is subject to change without notice. Date Created:12/01/2022

3 of 7

COPYRIGHT REGAL BELOIT AMERICA, INC. ALL RIGHTS RESERVED. UNCONTROLLED COPY
 PROPRIETARY AND CONFIDENTIAL INFORMATION - THIS DOCUMENT IS THE PROPERTY OF
 REGAL BELOIT AMERICA, INC. ("OWNER") AND CONTAINS OWNER'S PROPRIETARY
 INFORMATION. ANY PERSON, CORPORATION OR OTHER FIRM RECEIVING IT IS DEEMED,
 BY RECEIVING IT, TO AGREE THAT IT, AND/OR ANY PART OF IT, SHALL NOT BE DISCLOSED
 TO ANY PERSON, CORPORATION OR OTHER ENTITY, DUPLICATED, AND/OR USED, EXCEPT
 AS EXPRESSLY APPROVED IN WRITING IN ADVANCE BY OWNER. THIS DOCUMENT SHALL
 BE RETURNED TO OWNER UPON REQUEST. IT MAY BE SUBJECT TO CERTAIN
 RESTRICTIONS UNDER APPLICABLE EXPORT CONTROL LAWS AND REGULATIONS.

DRAWING REVISION A	REVISION BY SN	DATE 13/01/2017
ECO ECO-0116390	APPROVED BY SBD	DATE 13/01/2017
ECO DESCRIPTION NEW DRAWING RELEASE		

GEOMETRIC TOLERANCE		
LINEAR DIM	>0~6	±0.1
	>6~30	±0.2
	>30~120	±0.3



NOTES:

1. PRESSURE-SENSITIVE ADHESIVE COATED PAPER ON THE BACK OF SELF-ADHESIVE.
2. AT THE END OF YELLOW, WORDS, SYMBOLS, LETTERS ARE BLACK, BORDER IS BLACK.
3. THE TOLERANCE OF THE LINEAR SIZE OF THE TOLERANCE WITHOUT THE TOLERANCE BY THE TABLE.

8WD.442.2017

	DRAWN BY SN	Regal Beloit America, Inc.	
	DATE 16/12/2016		
	APPROVED BY SBD	DESCRIPTION CONN DIAGRAM-NAMEPLATE	
	DATE 16/12/2016		
	REFERENCE	MATERIAL	PROCESS/FINISH
	THIRD ANGLE PROJECTION	SIZE A	DRAWING NUMBER 8442000085

SHEET
1 OF 1

Model No. QCA1P12AF181GAA001

U (V)	Δ / Y Conn	f [Hz]	P [kW]	P [hp]	I [A]	n [RPM]	T [Nm]	IE Class	% EFF at __ load				PF at __ load			I _A /I _N [pu]	T _A /T _N [pu]	T _K /T _N [pu]
380	Y	50	1.1	1.5	2.5	1451	7.36	IE4	5/4FL	FL	3/4FL	1/2FL	FL	3/4FL	1/2FL	7.1	3.0	3.6

Motor type	QCA	Degree of protection	IP 55
Enclosure	TEFC	Mounting type	IM B14B
Frame Material	Cast Iron	Cooling method	IC 411
Frame size	90S	Motor weight - approx.	31 kg
Duty	S1	Gross weight - approx.	32 kg
Voltage variation *	± 10%	Motor inertia	0.0052 kgm ²
Frequency variation *	± 5%	Load inertia	Customer to Provide
Combined variation *	10%	Vibration level	1.6 mm/s
Design	N	Noise level (1meter distance from motor)	54 dB(A)
Service factor	1.0	No. of starts hot/cold/Equally spread	2/3/4
Insulation class	F	Starting method	DOL
Ambient temperature	-20 to +40 °C	Type of coupling	Direct
Temperature rise (by resistance)	80 [Class B] K	LR withstand time (hot/cold)	15/30 s
Altitude above sea level	1000 meter	Direction of rotation	Bi-directional
Hazardous area classification	NA	Standard rotation	Clockwise form DE
Zone classification	NA	Paint shade	RAL 5014
Gas group	NA	Accessories	
Temperature class	NA	Accessory - 1	PTC 150°C
Rotor type	Aluminum Die cast	Accessory - 2	-
Bearing type	Anti-friction ball	Accessory - 3	-
DE / NDE bearing	6205-2Z / 6205-2Z	Terminal box position	TOP
Lubrication method	Greased for life	Maximum cable size/conduit size	1R x 3C x 10mm ² /2 x M20 x 1.5
Type of grease	NA	Auxiliary terminal box	NA

I_A/I_N - Locked Rotor Current / Rated CurrentT_K/T_N - Breakdown Torque / Rated TorqueT_A/T_N - Locked Rotor Torque / Rated Torque**NOTE**

All performance values at rated voltage and frequency.

All performance parameters are subjected to standard tolerance as per IEC 60034-1

* Voltage, Frequency and combine variation are as per IEC60034-1

Technical data are subject to change. There may be discrepancies between calculated and name plate values.

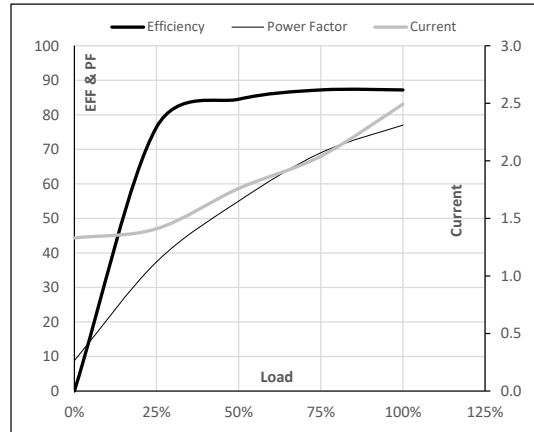
Efficiency	Europe	China	India	Aus/Nz	Brazil	Global IEC
Standards	-	GB 18613-2012 Grade 2	-	-	-	IEC: 60034-30

Model No. QCA1P12AF181GAA001

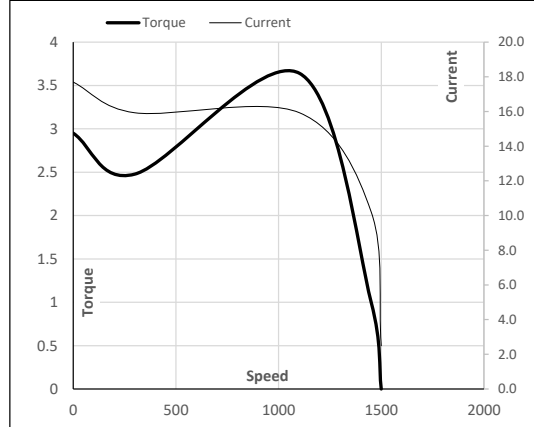
Enclosure	U (V)	Δ / Y Conn	f (Hz)	P [kW]	P [hp]	I [A]	n [RPM]	T [kgm]	T [Nm]	IE Class	Amb [°C]	Duty	Elevation [m]	Inertia [kg-m ²]	Weight [kg]
TEFC	380	Y	50	1.1	1.5	2.5	1451	0.75	7.36	IE4	40	S1	1000	0.0052	31

Motor Load Data

Load Point		NL	1/4FL	1/2FL	3/4FL	FL	5/4FL
Current	A	1.3	1.4	1.8	2.0	2.5	
Torque	Nm	0.0	1.8	3.6	5.5	7.4	
Speed	r/min	1500	1488	1476	1464	1451	
Efficiency	%	0.0	76.4	84.5	87.2	87.2	
Power Factor	%	8.8	37.4	55.0	69.0	77.0	

Performance vs Load Chart

Motor Speed Torque Data

Load Point		LR	P-Up	BD	Rated	NL
Speed	r/min	0	300	1102	1451	1500
Current	A	17.7	15.9	10.2	2.5	1.3
Torque	pu	3.0	2.5	3.6	1	0

Starting Characteristics Chart

NOTE Refer data sheet for applicable standard and tolerances on performance parameters

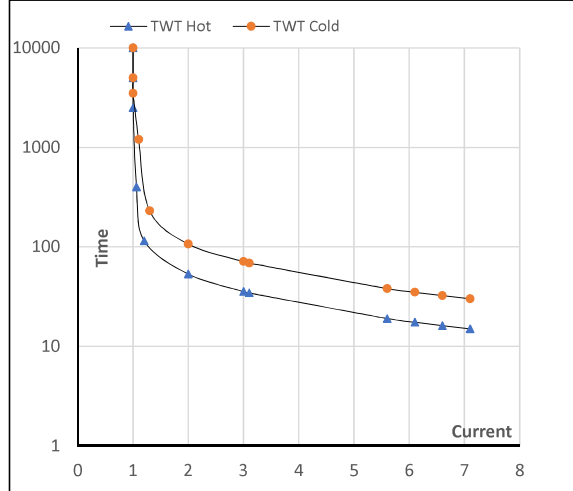
 Issued By
Issued Date

Model No. QCA1P12AF181GAA001

Enclosure	U (V)	Δ / Y Conn	f [Hz]	P [kW]	P [hp]	I [A]	n [rpm]	T [kgm]	T [Nm]	IE Class	Amb [°C]	Duty	Elevation [m]	Inertia [kg-m ²]	Weight [kg]
TEFC	380	Δ	50	1.1	1.5	2.5	1451	0.75	7.36	IE4	40	S1	1000	0.0052	31

Motor Speed Torque Data

Load	FL	I ₁	I ₂	I ₃	I ₄	I ₅	LR
TWT Hot	s 10000	53	36	30	25	20	15
TWT Cold	s 10000	107	71	60	50	40	30
Current	pu	1	2	4	5	5.5	7.1

Thermal Characteristics Chart

NOTE Refer data sheet for applicable standard and tolerances on performance parameters

 Issued By
Issued Date