

PRODUCT INFORMATION PACKET

marathon®
Motors

Model No: QCA0554A1111GAA001

Catalog No: QCA0554A1111GAA001

TerraMAX® Cast Iron Motor, 75 HP, 3 Ph, 50 Hz, 400 V, 750 RPM, 315S Frame, TEFC



Regal and Marathon are trademarks of Regal Rexnord Corporation or one of its affiliated companies.

©2022 Regal Rexnord Corporation, All Rights Reserved. MC017097E

RegalRexnord

Nameplate Specifications

Output HP	75 Hp	Output KW	55.0 kW
Frequency	50 Hz	Voltage	400 V
Current	114.8 A	Speed	743 rpm
Service Factor	1	Phase	3
Efficiency	93.7 %	Power Factor	0.74
Duty	S1	Insulation Class	F
Frame	315S	Enclosure	Totally Enclosed Fan Cooled
Thermal Protection	No Protection	Ambient Temperature	40 °C
Drive End Bearing Size	6319	Opp Drive End Bearing Size	6319
UL	No	CSA	No
CE	Yes	IP Code	55
Number of Speeds	1	Efficiency Class	IE4

Technical Specifications

Electrical Type	Squirrel Cage	Starting Method	Direct On Line
Poles	8	Rotation	Bi-Directional
Mounting	B3	Motor Orientation	Horizontal
Drive End Bearing	C3	Opp Drive End Bearing	C3
Frame Material	Cast Iron	Shaft Type	Keyed
Overall Length	1206 mm	Frame Length	729 mm
Shaft Diameter	80 mm	Shaft Extension	170 mm
Assembly/Box Mounting	Top		
Connection Drawing	8442000085	Outline Drawing	0231500890

This is an uncontrolled document once printed or downloaded and is subject to change without notice. Date Created:12/01/2022

4

3

2

1

OUTLINE

B

B

A

A



DRAWING REVISION C	REVISION BY NIV	DATE 14/05/2019		DRAWN BY JOY			
ECO ECO-0165600	APPROVED BY SR	DATE 14/05/2019		DATE 18/07/2014			
ECO DESCRIPTION MODEL UPDATED				APPROVED BY SBD	DESCRIPTION OUTLINE		
COPYRIGHT REGAL BELOIT AMERICA, INC. ALL RIGHTS RESERVED. PROPRIETARY AND CONFIDENTIAL INFORMATION - THIS DOCUMENT IS THE PROPERTY OF REGAL BELOIT AMERICA, INC. ("OWNER") AND CONTAINS OWNER'S PROPRIETARY INFORMATION. ANY PERSON, CORPORATION OR OTHER FIRM RECEIVING IT IS DEEMED, BY RECEIVING IT, TO AGREE THAT IT, AND/OR ANY PART OF IT, SHALL NOT BE DISCLOSED TO ANY PERSON, CORPORATION OR OTHER ENTITY, DUPLICATED, AND/OR USED, EXCEPT AS EXPRESSLY APPROVED IN WRITING IN ADVANCE BY OWNER. THIS DOCUMENT SHALL BE RETURNED TO OWNER UPON REQUEST. IT MAY BE SUBJECT TO CERTAIN RESTRICTIONS UNDER APPLICABLE EXPORT CONTROL LAWS AND REGULATIONS.				DATE 18/07/2014	315M FR-B3 4-8P MTG. MOTOR TYPE: TCA/QCA		
				REFERENCE	MATERIAL		PROCESS/FINISH
				THIRD ANGLE PROJECTION 	SIZE B	DRAWING NUMBER 0231500890	

4

3

2

1

RIGHTS RESERVED. Copy

ECO DESCRIPTION

GEOMETRIC TOLERANCE

LINEAR DIM	>0~6	±0.1
	>6~30	±0.2
	>30~120	±0.3



1. PRESSURE-SENSITIVE ADHESIVE COATED PAPER ON THE BACK OF SELF-ADHESIVE.
2. AT THE END OF YELLOW, WORDS, SYMBOLS, LETTERS ARE BLACK, BORDER IS BLACK.
3. THE TOLERANCE OF THE LINEAR SIZE OF THE TOLERANCE WITHOUT THE TOLERANCE BY THE TABLE.

8WD.442.2017

	DRAWN BY SN	 Regal Beloit America, Inc.		
	DATE 16/12/2016			
	APPROVED BY SBD	DESCRIPTION CONN DIAGRAM-NAMEPLATE		
	DATE 16/12/2016			
	REFERENCE	MATERIAL		PROCESS/FINISH
	THIRD ANGLE PROJECTION	SIZE A	DRAWING NUMBER 8442000085	

Model No. QCA0554A1111GAA001

U (V)	Δ / Y Conn	f [Hz]	P [kW]	P [hp]	I [A]	n [RPM]	T [Nm]	IE Class	% EFF at __ load				PF at __ load			I _A /I _N [pu]	T _A /T _N [pu]	T _K /T _N [pu]
									5/4FL	FL	3/4FL	1/2FL	FL	3/4FL	1/2FL			
400	Δ	50	55	75	114.5	743	719.36	IE4	-	93.7	93.7	91.7	0.74	0.68	0.56	5	1.9	2.1

Motor type	QCA	Degree of protection	IP 55
Enclosure	TEFC	Mounting type	IM B3
Frame Material	Cast Iron	Cooling method	IC 411
Frame size	315S	Motor weight - approx.	893 kg
Duty	S1	Gross weight - approx.	938 kg
Voltage variation *	± 10%	Motor inertia	4.1362 kgm ²
Frequency variation *	± 5%	Load inertia	Customer to Provide
Combined variation *	10%	Vibration level	2.8 mm/s
Design	N	Noise level (1meter distance from motor)	64 dB(A)
Service factor	1.0	No. of starts hot/cold/Equally spread	2/3/4
Insulation class	F	Starting method	DOL
Ambient temperature	-20 to +40 °C	Type of coupling	Direct
Temperature rise (by resistance)	80 [Class B] K	LR withstand time (hot/cold)	15/30 s
Altitude above sea level	1000 meter	Direction of rotation	Bi-directional
Hazardous area classification	NA	Standard rotation	Clockwise form DE
Zone classification	NA	Paint shade	RAL 5014
Gas group	NA	Accessories	
Temperature class	NA	Accessory - 1	PTC 150°C
Rotor type	Aluminum Die cast	Accessory - 2	-
Bearing type	Anti-friction ball	Accessory - 3	-
DE / NDE bearing	6319 C3 / 6319 C3	Terminal box position	TOP
Lubrication method	Regreasable	Maximum cable size/conduit size	1R x 3C x 240mm ² /2 x M63 x 1.5
Type of grease	CHEVRON SRI-2 or Equivalent	Auxiliary terminal box	NA

I_A/I_N - Locked Rotor Current / Rated Current

T_K/T_N - Breakdown Torque / Rated Torque

T_A/T_N - Locked Rotor Torque / Rated Torque

NOTE

All performance values at rated voltage and frequency.

All performance parameters are subjected to standard tolerance as per IEC 60034-1

* Voltage, Frequency and combined variation are as per IEC60034-1

Technical data are subject to change. There may be slight variations between calculated values in this datasheet and the motor nameplate figures.

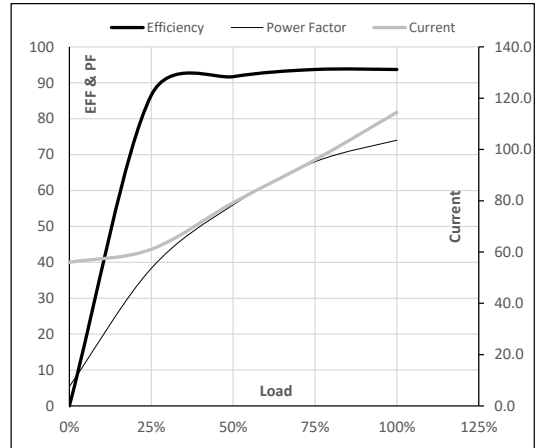
Efficiency Standards	Europe IEC 60034-30-1	China -	India -	Aus/Nz AS/NZ 1359:5:2004	Brazil -	Global IEC IEC:60034-30-1
----------------------	--------------------------	------------	------------	-----------------------------	-------------	------------------------------

Model No. QCA0554A1111GAA001

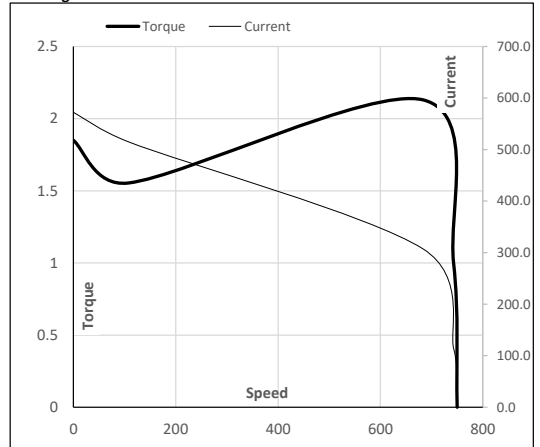
Enclosure	U (V)	Δ / Y Conn	f [Hz]	P [kW]	P [hp]	I [A]	n [RPM]	T [kgm]	T [Nm]	IE Class	Amb [°C]	Duty	Elevation [m]	Inertia [kg-m ²]	Weight [kg]
TEFC	400	Δ	50	55	75	114.5	743	73.35	719.36	IE4	40	S1	1000	4.1362	893

Motor Load Data

Load Point		NL	1/4FL	1/2FL	3/4FL	FL	5/4FL
Current	A	56.0	61.1	79.3	95.9	114.5	
Torque	Nm	0.0	178.6	358.0	538.1	719.4	
Speed	r/min	750	748	747	745	743	
Efficiency	%	0.0	86.5	91.7	93.7	93.7	
Power Factor	%	5.4	38.3	56.0	68.0	74.0	

Performance vs Load Chart

Motor Speed Torque Data

Load Point		LR	P-Up	BD	Rated	NL
Speed	r/min	0	107	684	743	750
Current	A	572.5	515.2	307.1	114.5	56.0
Torque	pu	1.9	1.6	2.1	1	0

Starting Characteristics Chart

NOTE Refer data sheet for applicable standard and tolerances on performance parameters

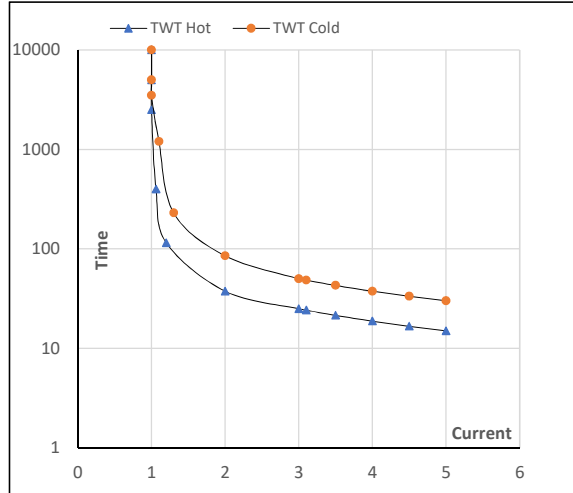
 Issued By
Issued Date

Model No. QCA0554A1111GAA001

Enclosure	U (V)	Δ / Y Conn	f [Hz]	P [kW]	P [hp]	I [A]	n [rpm]	T [kgm]	T [Nm]	IE Class	Amb [°C]	Duty	Elevation [m]	Inertia [kg-m ²]	Weight [kg]
TEFC	400	Δ	50	55	75	114.5	743	73.35	719.36	IE4	40	S1	1000	4.1362	893

Motor Speed Torque Data

Load		FL	I_1	I_2	I_3	I_4	I_5	LR
TWT Hot	s	10000	38	25	21	19	17	15
TWT Cold	s	10000	85	50	43	38	33	30
Current	pu	1	2	3	3.5	4	4.5	5

Thermal Characteristics Chart

NOTE Refer data sheet for applicable standard and tolerances on performance parameters

 Issued By
Issued Date