

# PRODUCT INFORMATION PACKET

marathon®  
Motors

Model No: QCA0372AF131GAA001

Catalog No: QCA0372AF131GAA001

TerraMAX® Cast Iron Motor, 50 HP, 3 Ph, 50 Hz, 380 V, 1500 RPM, 225S Frame, TEFC



Regal and Marathon are trademarks of Regal Rexnord Corporation or one of its affiliated companies.  
©2022 Regal Rexnord Corporation, All Rights Reserved. MC017097E

RegalRexnord

### Nameplate Specifications

Output HP	<b>50 Hp</b>	Output KW	<b>37.0 kW</b>
Frequency	<b>50 Hz</b>	Voltage	<b>380 V</b>
Current	<b>71.6 A</b>	Speed	<b>1486 rpm</b>
Service Factor	<b>1</b>	Phase	<b>3</b>
Efficiency	<b>95.2 %</b>	Power Factor	<b>0.83</b>
Duty	<b>S1</b>	Insulation Class	<b>F</b>
Frame	<b>225S</b>	Enclosure	<b>Totally Enclosed Fan Cooled</b>
Thermal Protection	<b>No Protection</b>	Ambient Temperature	<b>40 °C</b>
Drive End Bearing Size	<b>6313</b>	Opp Drive End Bearing Size	<b>6213</b>
UL	<b>No</b>	CSA	<b>No</b>
CE	<b>YES</b>	IP Code	<b>55</b>
Number of Speeds	<b>1</b>	Efficiency Class	<b>IE4</b>

### Technical Specifications

Electrical Type	<b>Squirrel Cage</b>	Starting Method	<b>Direct On Line</b>
Poles	<b>4</b>	Rotation	<b>Bi-Directional</b>
Mounting	<b>B35</b>	Motor Orientation	<b>Horizontal</b>
Drive End Bearing	<b>C3</b>	Opp Drive End Bearing	<b>C3</b>
Frame Material	<b>Cast Iron</b>	Shaft Type	<b>Keyed</b>
Overall Length	<b>862 mm</b>	Frame Length	<b>425 mm</b>
Shaft Diameter	<b>60 mm</b>	Shaft Extension	<b>140 mm</b>
Assembly/Box Mounting	<b>Top</b>		
Outline Drawing	<b>0222500463</b>	Connection Drawing	<b>8442000085</b>

This is an uncontrolled document once printed or downloaded and is subject to change without notice. Date Created:12/01/2022



COPYRIGHT REGAL BELOIT AMERICA, INC. ALL RIGHTS RESERVED. UNAUTHORIZED REPRODUCTION OR DISTRIBUTION OF THIS DOCUMENT IS PROHIBITED. REGAL BELOIT AMERICA, INC. ("OWNER") AND CONTAINS OWNER'S PROPRIETARY INFORMATION. ANY PERSON, CORPORATION OR OTHER FIRM RECEIVING IT IS DEEMED, BY RECEIVING IT, TO AGREE THAT IT, AND/OR ANY PART OF IT, SHALL NOT BE DISCLOSED TO ANY PERSON, CORPORATION OR OTHER ENTITY, DUPLICATED, AND/OR USED, EXCEPT AS EXPRESSLY APPROVED IN WRITING IN ADVANCE BY OWNER. THIS DOCUMENT SHALL BE RETURNED TO OWNER UPON REQUEST. IT MAY BE SUBJECT TO CERTAIN RESTRICTIONS UNDER APPLICABLE EXPORT CONTROL LAWS AND REGULATIONS.

DRAWING REVISION <b>A</b>	REVISION BY <b>SN</b>	DATE <b>13/01/2017</b>
ECO <b>ECO-0116390</b>	APPROVED BY <b>SBD</b>	DATE <b>13/01/2017</b>
ECO DESCRIPTION <b>NEW DRAWING RELEASE</b>		

GEOMETRIC TOLERANCE		
LINEAR DIM	>0~6	±0.1
	>6~30	±0.2
	>30~120	±0.3



**NOTES:**

1. PRESSURE-SENSITIVE ADHESIVE COATED PAPER ON THE BACK OF SELF-ADHESIVE.
2. AT THE END OF YELLOW, WORDS, SYMBOLS, LETTERS ARE BLACK, BORDER IS BLACK.
3. THE TOLERANCE OF THE LINEAR SIZE OF THE TOLERANCE WITHOUT THE TOLERANCE BY THE TABLE.

8WD.442.2017

	DRAWN BY <b>SN</b>		<b>Regal Beloit America, Inc.</b>
	DATE <b>16/12/2016</b>		
	APPROVED BY <b>SBD</b>		DESCRIPTION <b>CONN DIAGRAM-NAMEPLATE</b>
	DATE <b>16/12/2016</b>		
	REFERENCE	MATERIAL	
	THIRD ANGLE PROJECTION	SIZE <b>A</b>	DRAWING NUMBER <b>8442000085</b>

Model No. QCA0372AF131GAA001

U (V)	$\Delta$ / Y Conn	f [Hz]	P		I [A]	n [RPM]	T [Nm]	IE Class	% EFF at __ load				PF at __ load			$I_A/I_N$ [pu]	$T_A/T_N$ [pu]	$T_K/T_N$ [pu]
			[kW]	[hp]					5/4FL	FL	3/4FL	1/2FL	FL	3/4FL	1/2FL			
380	$\Delta$	50	37	50	71.1	1486	239.59	IE4	-	95.2	95.2	94.5	0.83	0.77	0.65	8.4	2.9	3.7

Motor type	QCA	Degree of protection	IP 55
Enclosure	TEFC	Mounting type	IM B35
Frame Material	Cast Iron	Cooling method	IC 411
Frame size	225S	Motor weight - approx.	430 kg
Duty	S1	Gross weight - approx.	460 kg
Voltage variation *	$\pm 10\%$	Motor inertia	0.7702 kgm <sup>2</sup>
Frequency variation *	$\pm 5\%$	Load inertia	Customer to Provide
Combined variation *	10%	Vibration level	2.2 mm/s
Design	N	Noise level ( 1meter distance from motor)	65 dB(A)
Service factor	1.0	No. of starts hot/cold/Equally spread	2/3/4
Insulation class	F	Starting method	DOL
Ambient temperature	-20 to +40 °C	Type of coupling	Direct
Temperature rise (by resistance)	80 [ Class B ] K	LR withstand time (hot/cold)	15/30 s
Altitude above sea level	1000 meter	Direction of rotation	Bi-directional
Hazardous area classification	NA	Standard rotation	Clockwise form DE
Zone classification	NA	Paint shade	RAL 5014
Gas group	NA	Accessories	
Temperature class	NA	Accessory - 1	PTC 150°C
Rotor type	Aluminum Die cast	Accessory - 2	-
Bearing type	Anti-friction ball	Accessory - 3	-
DE / NDE bearing	6313 C3 / 6213 C3	Terminal box position	TOP
Lubrication method	Regreaseable	Maximum cable size/conduit size	1R x 3C x 50mm <sup>2</sup> /2 x M40 x 1.5
Type of grease	CHEVRON SRI-2 or Equivalent	Auxiliary terminal box	NA

 $I_A/I_N$  - Locked Rotor Current / Rated Current $T_K/T_N$  - Breakdown Torque / Rated Torque $T_A/T_N$  - Locked Rotor Torque / Rated Torque**NOTE**

All performance values at rated voltage and frequency.

All performance parameters are subjected to standard tolerance as per IEC 60034-1

\* Voltage, Frequency and combine variation are as per IEC60034-1

Technical data are subject to change. There may be discrepancies between calculated and name plate values.

Efficiency Standards	Europe	China	India	Aus/Nz	Brazil	Global IEC
	-	GB 18613-2012 Grade 2	-	-	-	IEC: 60034-30

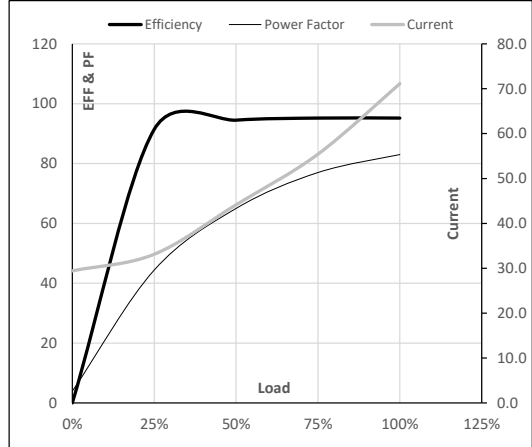
Model No. QCA0372AF131GAA001

Enclosure	U (V)	Δ / Y Conn	f [Hz]	P [kW]	P [hp]	I [A]	n [RPM]	T [kgm]	T [Nm]	IE Class	Amb [°C]	Duty	Elevation [m]	Inertia [kg-m <sup>2</sup> ]	Weight [kg]
TEFC	380	Δ	50	37	50	71.1	1486	24.43	239.59	IE4	40	S1	1000	0.7702	430

**Motor Load Data**

Load Point		NL	1/4FL	1/2FL	3/4FL	FL	5/4FL
Current	A	29.4	33.1	44.2	55.4	71.1	
Torque	Nm	0.0	59.5	119.2	179.3	239.6	
Speed	r/min	1500	1497	1493	1490	1486	
Efficiency	%	0.0	91.4	94.5	95.2	95.2	
Power Factor	%	3.9	44.4	65.0	77.0	83.0	

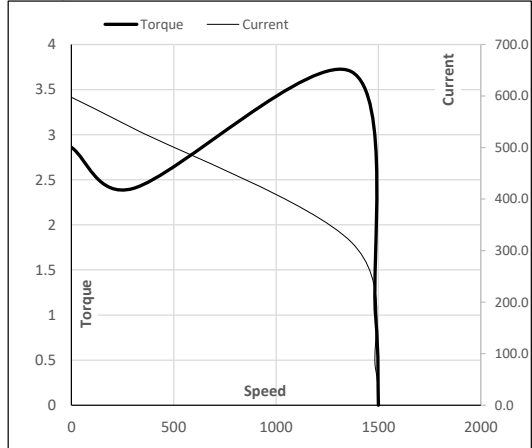
**Performance vs Load Chart**



**Motor Speed Torque Data**

Load Point		LR	P-Up	BD	Rated	NL
Speed	r/min	0	300	1367	1486	1500
Current	A	597.6	537.9	316.7	71.1	29.4
Torque	pu	2.9	2.4	3.7	1	0

**Starting Characteristics Chart**



**NOTE** Refer data sheet for applicable standard and tolerances on performance parameters

Issued By  
Issued Date



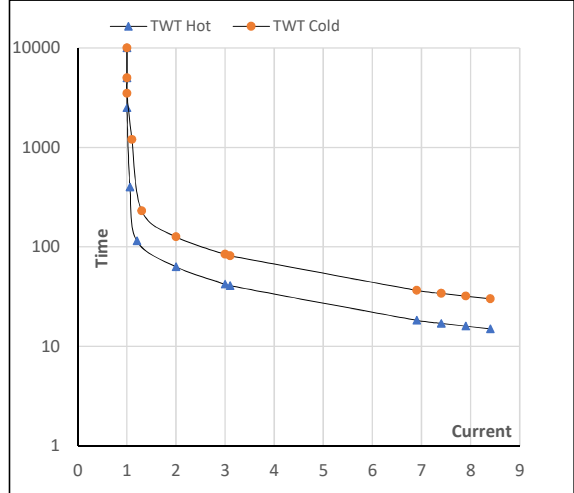
**Model No.** QCA0372AF131GAA001

Enclosure	U (V)	Δ / Y Conn	f [Hz]	P [kW]	P [hp]	I [A]	n [rpm]	T [kgm]	T [Nm]	IE Class	Amb [°C]	Duty	Elevation [m]	Inertia [kg·m <sup>2</sup> ]	Weight [kg]
TEFC	380	Δ	50	37	50	71.1	1486	24.43	239.59	IE4	40	S1	1000	0.7702	430

**Motor Speed Torque Data**

Load	FL	I <sub>1</sub>	I <sub>2</sub>	I <sub>3</sub>	I <sub>4</sub>	I <sub>5</sub>	LR	
TWT Hot	s 10000	63	42	34	25	20	15	
TWT Cold	s 10000	126	84	70	55	50	30	
Current	pu	1	2	3	4	5	5.5	8.4

**Thermal Characteristics Chart**



**NOTE** Refer data sheet for applicable standard and tolerances on performance parameters

Issued By  
Issued Date

