

# PRODUCT INFORMATION PACKET



Model No: LM33565

Catalog No: LM33565

General Purpose Motor, 5 & 3 HP, 3 Ph, 60 & 50 Hz, 230/460 & 190/380 V, 3600 & 3000 RPM,  
184T Frame, TEFC



Regal and Leeson are trademarks of Regal Rexnord Corporation or one of its affiliated companies.

©2023 Regal Rexnord Corporation, All Rights Reserved. MC017097E





### Nameplate Specifications

Phase	<b>3</b>	Output HP	<b>5 &amp; 3 Hp</b>
Output KW	<b>3.7 &amp; 2.2 kW</b>	Voltage	<b>230/460 &amp; 190/380 V</b>
Speed	<b>3495 &amp; 2920 rpm</b>	Service Factor	<b>1.15 &amp; 1.15</b>
Frame	<b>184T</b>	Enclosure	<b>Totally Enclosed Fan Cooled</b>
Thermal Protection	<b>No Protection</b>	Efficiency	<b>88.5 &amp; 87.5 %</b>
Ambient Temperature	<b>40 °C</b>	Frequency	<b>60 &amp; 50 Hz</b>
Current	<b>12/6 &amp; 9.2/4.6 A</b>	Power Factor	<b>89.5</b>
Duty	<b>Continuous</b>	Insulation Class	<b>F</b>
Design Code	<b>B</b>	KVA Code	<b>J</b>
Drive End Bearing Size	<b>6206</b>	Opp Drive End Bearing Size	<b>6205</b>
UL	<b>Recognized</b>	CSA	<b>Y</b>
CE	<b>Y</b>	IP Code	<b>43</b>
Number of Speeds	<b>1</b>		

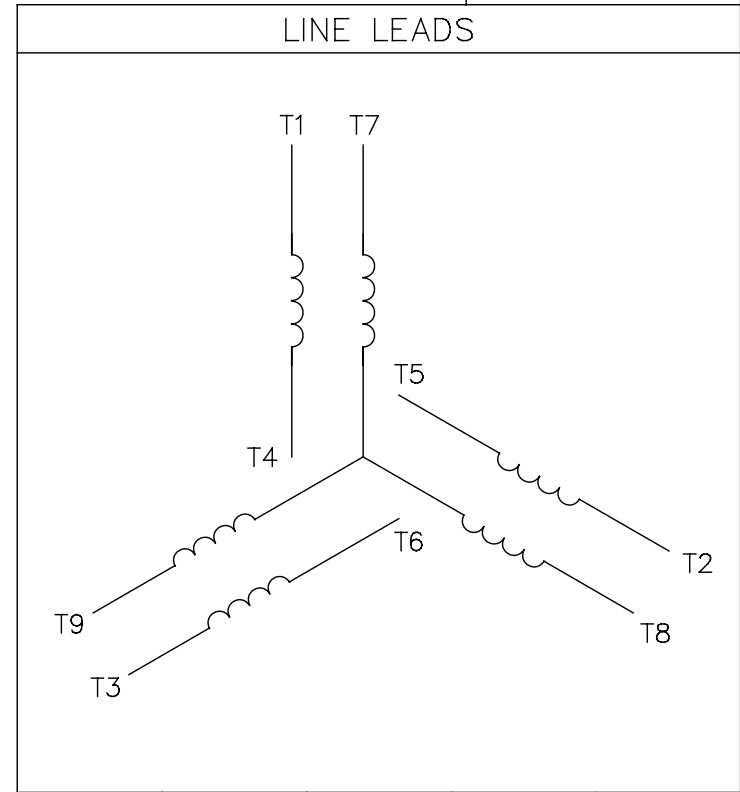
### Technical Specifications

Electrical Type	<b>Squirrel Cage Induction Run</b>	Starting Method	<b>Across The Line</b>
Poles	<b>2</b>	Rotation	<b>Reversible</b>
Resistance Main	<b>2.32 Ohms</b>	Mounting	<b>Rigid Base</b>
Motor Orientation	<b>Horizontal</b>	Drive End Bearing	<b>Ball</b>
Opp Drive End Bearing	<b>Ball</b>	Frame Material	<b>Aluminum</b>
Shaft Type	<b>T</b>	Overall Length	<b>14.96 in</b>
Frame Length	<b>9.50 in</b>	Shaft Diameter	<b>1.125 in</b>
Shaft Extension	<b>2.75 in</b>	Assembly/Box Mounting	<b>F1/F2 CAPABLE</b>
Connection Drawing	<b>005010.01</b>	Outline Drawing	<b>036121LN-950</b>



005010-01

VIEW FROM OUTSIDE OF MOTOR AT SWITCH END.



VOLTAGE	L1	L2	L3	JOIN & INSULATE
HIGH	T1	T2	T3	(T4,T7) (T5,T8) (T6,T9)
LOW	T1,T7	T2,T8	T3,T9	T4,T5,T6

				TOLERANCES UNLESS SPECIFIED		<b>REGAL</b> ™ <b>Regal Beloit America, Inc.</b>		DRAWN RDW 04/12/02				
				DEC.	INCHES			CHK				
				.X	±.1			APPD				
				.XX	±.01	TITLE EXTERNAL WIRING DIAGRAM 3 PHASE W/O PROTECTOR		SCALE 1=1				
				.XXX	±.005			REF FIG.2-51				
A	UPDATED TO REGAL LOGO			SAJ	06/26/15	AJY	.XXXX	±.0005	MAT'L. DECAL - 004014	FMF		
NO.	REVISION			BY & DATE	CHK	ANG	±1/2"	FINISH	PREV			
THIS DRAWING IN DESIGN AND DETAIL IS OUR PROPERTY AND MUST NOT BE USED EXCEPT IN CONNECTION WITH OUR WORK ALL RIGHTS OF DESIGN AND INVENTION ARE RESERVED THIS IS AN ELECTRONICALLY GENERATED DOCUMENT - DO NOT SCALE THIS PRINT				RFP	04/12/02		CAD FILE	00501001		SIZE	DRAWING NO.	REV.
				DIST	BRF-NLV			A	005010-01		A	



1051 CHEYENNE AVE.  
GRAFTON, WI 53024  
PH. 262-277-8810

DATA VOLTS: 460

**CERTIFICATION DATA SHEET**

CONN. DIAGRAM: 005010.01  
OUTLINE: 036121LN-950  
WINDING: T82103

CAT #: LM33565

R5 3

**TYPICAL MOTOR PERFORMANCE DATA**

HP	KW	SYNC RPM	FL RPM	FRAME	ENCLOSURE	TYPE	KVA CODE	DESIGN
5	3.7	3600	3495	184T	TEFC	TFL	J	B

PH	HZ	VOLTS	AMPS	START TYPE	DUTY	INSL	S.F.	AMB	ELEV.
3	60/50	230/460#190/380	12/6&9.2/4.6	ACROSS THE LINE	CONT	F	1.15	40	3300

F.L. EFF	88.5	3/4 LD EFF	89.1	1/2 LD EFF	87.9	GTD EFF	ELECT. TYPE
F.L. PF	89.5	3/4 LD PF	87.5	1/2 LD PF	81.1	86.2	SQ CAGE IND RUN

F.L. TORQUE	LR AMPS @ 460 V	L.R. TORQUE	B.D. TORQUE	F.L. RISE (° C)
7.5 LB-FT	46.0	16.0 LB-FT 213%	26.0 LB-FT 347%	55

PRESSURE @ 3	SOUND	POWER	ROTOR WK²	MAX. LOAD WK²	SAFE STALL TIME	STARTS/HOUR	MOTOR WGT
75 dBA	84 dBA		0.30 LB-FT²	13 LB-FT²	15 SEC.	2	125 LB.

**\*\*\* SUPPLEMENTAL INFORMATION \*\*\***

DE BRACKET TYPE	ODE BRACKET TYPE	MOUNT TYPE	MOTOR ORIENTATION	SEVERE DUTY	HAZARDOUS LOCATION	DRIP COVER	SCREENS	PAINT
STANDARD	STANDARD	RIGID	HORIZONTAL	NO	NONE	NO	NONE	WATTS AVER

BEARINGS		GREASE	SHAFT TYPE	SPECIAL DE	SPECIAL ODE	SHAFT MATERIAL	FRAME MATERIAL
DE	ODE	POLYREX EM	T	NONE	NONE	AISI 1045 (C-240)	ALUMINUM
BALL	BALL						
6206	6205						

THERMOSTATS	PROTECTORS	WDG RTD's	BRG RTD's	THERMISTORS	CONTROL	SPACE HEATERS
NONE	NOT	NONE	NONE	NONE	FALSE	NA

R1 (ohms/ph)	R2 (ohms/ph)	X1 (ohms/ph)	X2 (ohms/ph)	Xm (ohms/ph)	VIBRATION (in/sec)	FLOAT
1.392	1.13	4.811	1.846	124.96	0.150	ODE

* N O T E S *	INVERTER TORQUE: NONE INV. HP SPEED RANGE: NONE					
	ENCODER: NONE NONE NONE					
	BRAKE: NONE NONE NONE					
	FT-LB: NA VOLTAGE: NONE					
	UL: Y-(LEESON UL REC)					

DATE:	9/11/2018	PPR
-------	-----------	-----

Data Sheet

Date: 9/11/2018

LM33565



Data @ **460 V**

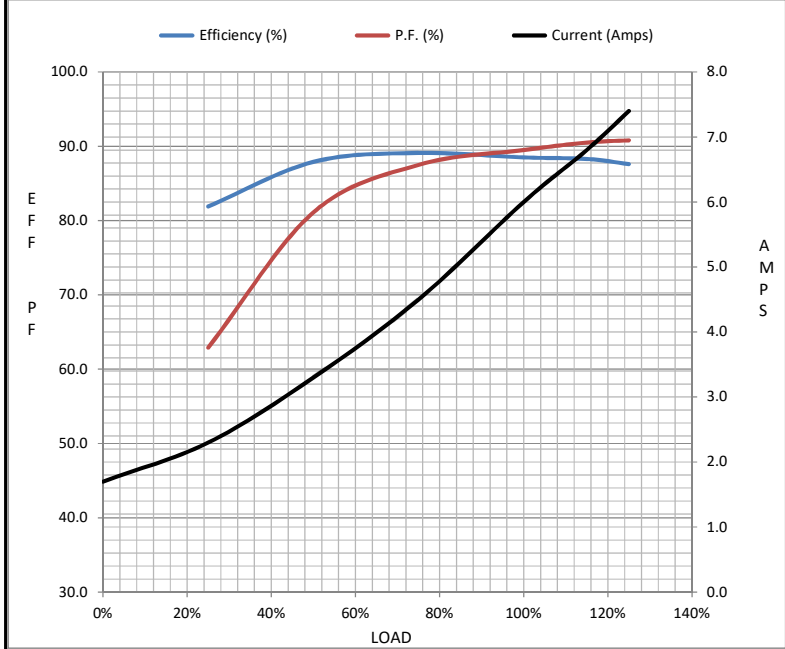
Motor Load Data

Load	0%	25%	50%	75%	100%	115%	125%	LR
Current (Amps)	1.70	2.30	3.3	4.5	6.0	6.8	7.4	46.0
Torque (ft-lb)	0.00	1.80	3.7	5.6	7.5	8.7	9.5	16.0
RPM	3600	3576	3551	3526	3495	3,477	3463	0
Efficiency (%)		81.9	87.9	89.1	88.5	88.3	87.6	
P.F. (%)	12.5	62.9	81.1	87.5	89.5	90.5	90.8	45.5

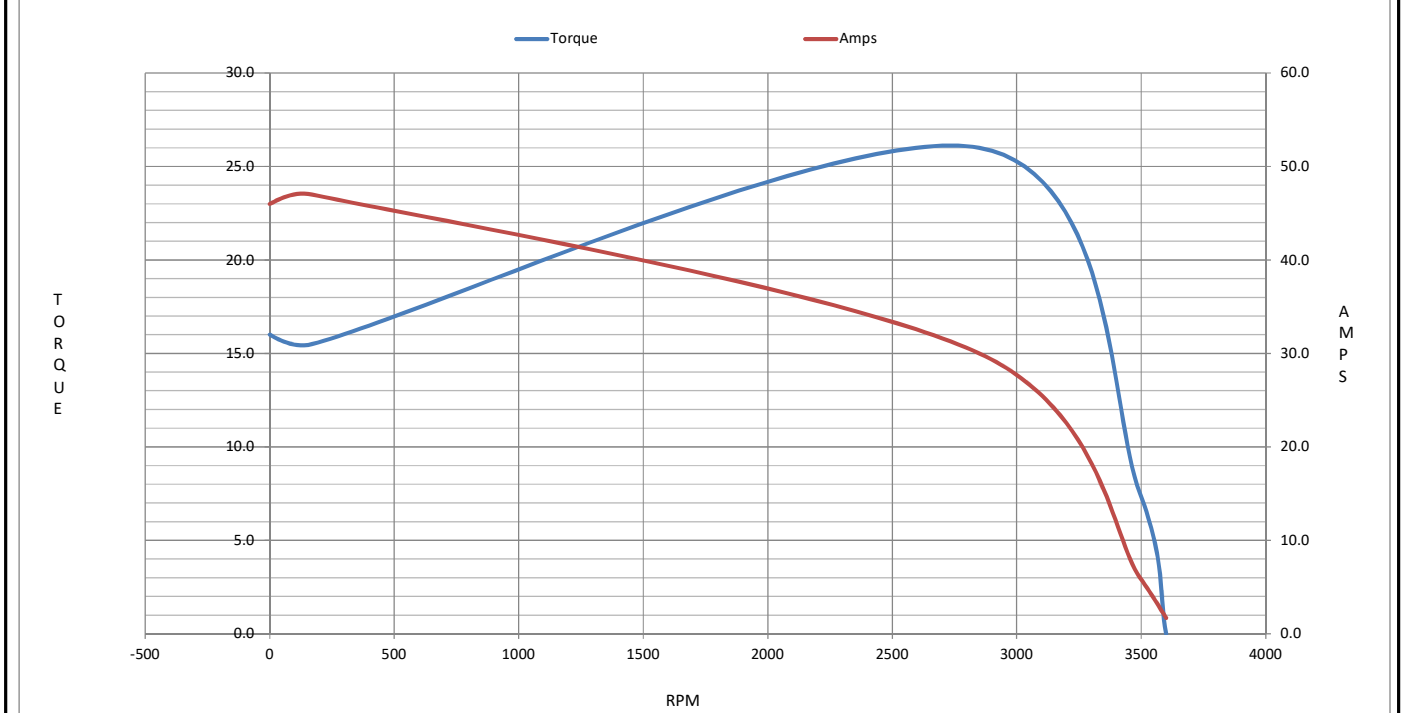
Motor Speed Data

	LR	Pull-Up	BD	Rated	Idle
Speed (RPM)	0	170	2850	3495	3600
Current (Amps)	46.0	47.0	30.0	6.0	1.70
Torque (ft-lb)	16.0	15.5	26.0	7.5	0.00

Information Block				
HP	5.0			
Sync. RPM	3600			
Frame	180			
Enclosure	TEFC			
Construction	TFL			
Voltage	230/460#190/380 V			
Frequency	60 Hz			
Design	B			
LR Code letter	J			
Service Factor	1.15			
Temp Rise @ FL	55 ° C			
Duty	CONT			
Ambient	40 ° C			
Elevation	1,000 feet			
Rotor/Shaft wk <sup>2</sup>	0.30 Lb-Ft <sup>2</sup>			
Ref Wdg	T82103 R5			
Sound Pressure @ 1M	75 dBA			
VFD Rating	NONE			
Outline Dwg	036121LN-950			
Conn. Diag	005010.01			
Additional Specifications:				
0				
0				
EQUIV CKT (OHMS / PHASE)				
R1	R2	X1	X2	Xm
1.3920	1.1300	4.8110	1.8460	124.9600



Speed - Torque Curve



## EC Declaration of Conformity

The undersigned representing  
the manufacturer:

Regal Beloit America  
100 East Randolph St.  
Wausau, WI 54401

and the authorized representative  
established within the Community:

Marathon Electric UK  
6F Thistleton Road Ind. Estate  
Market Overton  
Oakham, Rutland LE15 7PP UK

are committed to providing customers with products that comply with applicable regulations and international protocols to which they are subject, including the requirements of the European Parliament Directive on the Harmonization of the laws relating to electrical equipment designed for use within certain voltage limits (2014/35/EU).

Regal Beloit America declares that the following product(s), to which this declaration relates, are in conformity with the relevant sections of the EC standards listed below.

This statement supersedes any statements previously issued pertaining to the product(s) listed below and is subject to change without notice.

Model No : LM33565

(Model No. may contain prefix and/or suffix characters)

Catalog No : LM33565

Rework No : N/A

Directives :

Low Voltage Directive 2014/35/EU

Harmonized Standards Used :

EN 60034-1: 2010 (IEC 60034-1: 2010)

EN 60034-5: 2001/A1:2007 (IEC 60034-5: 2000/A1:2006)

Authorized Representative:



Michael A. Logsdon  
Vice President, Technology

Authorized Representative in the Community:



Julian Clark  
Marketing Engineer

Created on 09/01/2022

**CE 22**