

PRODUCT INFORMATION PACKET



Model No: LM28898

Catalog No: LM28898

Elevator Duty Motor, 50 & 40 HP, 3 Ph, 60 & 60 Hz, 230/460 & 230/460 V, 1800 & 1800 RPM,
324T Frame, DP



Regal and Leeson are trademarks of Regal Rexnord Corporation or one of its affiliated companies.

©2023 Regal Rexnord Corporation, All Rights Reserved. MC017097E



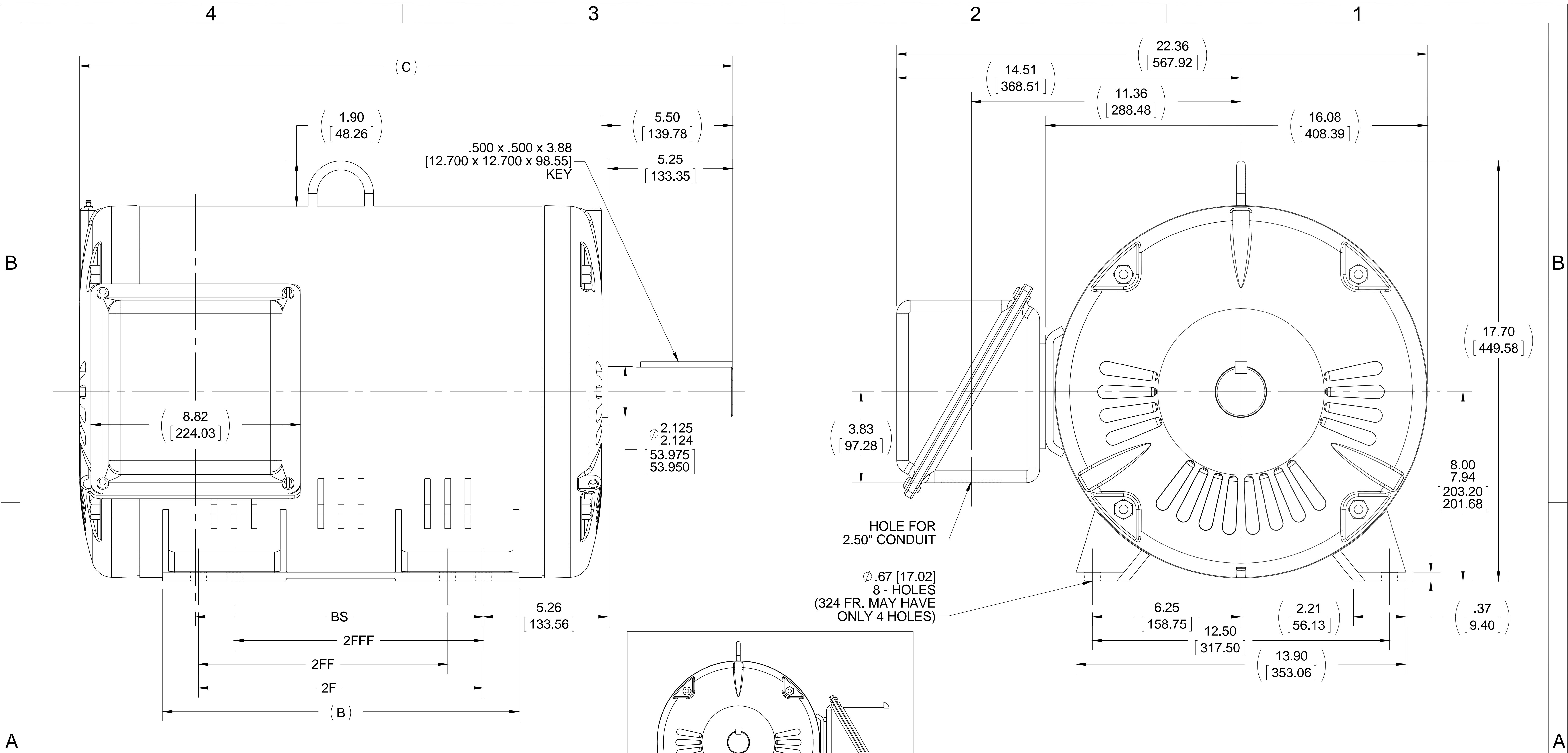


Nameplate Specifications

Phase	3	Output HP	50 & 40 Hp
Output KW	37.3 & 29.8 kW	Voltage	230/460 & 230/460 V
Speed	1780 & 1785 rpm	Service Factor	1.0 & 1.0
Frame	324T	Enclosure	Drip Proof
Thermal Protection	No Protection	Efficiency	92.4 & 93 %
Ambient Temperature	40 °C	Frequency	60 & 60 Hz
Current	130/65 & 106/53 A	Power Factor	78
Duty	120/80 Starts/Hour	Insulation Class	F
Design Code	INV	KVA Code	G
Drive End Bearing Size	311	Opp Drive End Bearing Size	309
UL	Recognized	CSA	Y
CE	Y	IP Code	12
Number of Speeds	1		

Technical Specifications

Electrical Type	Squirrel Cage Induction Run	Starting Method	Wye Start Delta Run
Poles	4	Rotation	Reversible
Resistance Main	.176 Ohms	Mounting	Rigid Base
Motor Orientation	Horizontal	Drive End Bearing	Ball
Opp Drive End Bearing	Ball	Frame Material	Rolled Steel
Shaft Type	T	Overall Length	25.82 in
Frame Length	15.07 in	Shaft Diameter	2.125 in
Shaft Extension	5.25 in	Assembly/Box Mounting	F1/F2 CAPABLE
Outline Drawing	XG2D1SS1-1507	Connection Drawing	A-EE7308AA-LN



- NOTES:
 1. CONDUIT BOX CAN BE ROTATED IN 90° STEPS.
 2. NAMEPLATE TO BE READ FROM CONDUIT BOX SIDE OF MOTOR.

DASH	FRAME	B	C	2F	2FF	2FFF	BS
1507	324T	13.52 [343.41]	26.01 [660.65]	10.50 [266.70]	---	---	10.63 [270.00]
1657	326T	15.02 [381.51]	27.51 [698.75]	12.00 [304.80]	10.50 [266.70]	10.50 [266.70]	12.13 [308.10]

DRAWING REVISION E	REVISION BY T. VUE	DATE 09-22-2016
ECO ECO-0109505	APPROVED BY T. BROWN	DATE 09-22-2016
ECO DESCRIPTION MU124402 / NMR-0106907		
<small>COPYRIGHT REGAL BELOIT AMERICA, INC. ALL RIGHTS RESERVED. PROPRIETARY AND CONFIDENTIAL INFORMATION - THIS DOCUMENT IS THE PROPERTY OF REGAL BELOIT AMERICA, INC. ("OWNER") AND CONTAINS OWNER'S PROPRIETARY INFORMATION. ANY PERSON, CORPORATION OR OTHER FIRM RECEIVING IT IS DEEMED, BY RECEIVING IT, TO AGREE THAT IT, AND/OR ANY PART OF IT, SHALL NOT BE DISCLOSED TO ANY PERSON, CORPORATION OR OTHER ENTITY, DUPLICATED, AND/OR USED, EXCEPT AS EXPRESSLY APPROVED IN WRITING IN ADVANCE BY OWNER. THIS DOCUMENT SHALL BE RETURNED TO OWNER UPON REQUEST. IT MAY BE SUBJECT TO CERTAIN RESTRICTIONS UNDER APPLICABLE EXPORT CONTROL LAWS AND REGULATIONS.</small>		

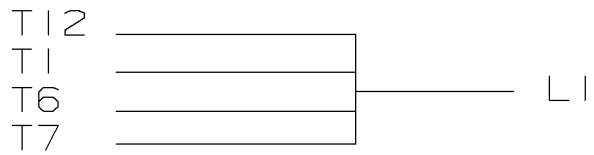
TOLERANCES UNLESS OTHERWISE SPECIFIED:

DEC.	INCH	mm	ANGLE
.X	±0.1	[±2.5]	±7° 30"
.XX	±0.03	[±0.76]	
.XXX	±0.005	[±0.127]	
.XXXX	±0.0005	[±0.0127]	

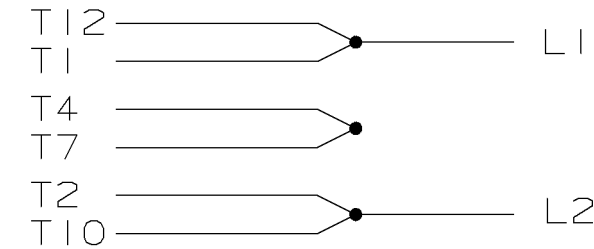
REMOVE BURRS & BREAK SHARP EDGES: .003/.015 [0.076/.381]
 CORNER FILLETS: .02 [.51]
 MACHINED SURFACES: 200 INCH/mm 5.1
 mm SHOWN IN [BRACKETS]

DRAWN BY TJB
DATE 08-09-2001
APPROVED BY HNH
DATE 08-29-2001
REFERENCE
THIRD ANGLE PROJECTION

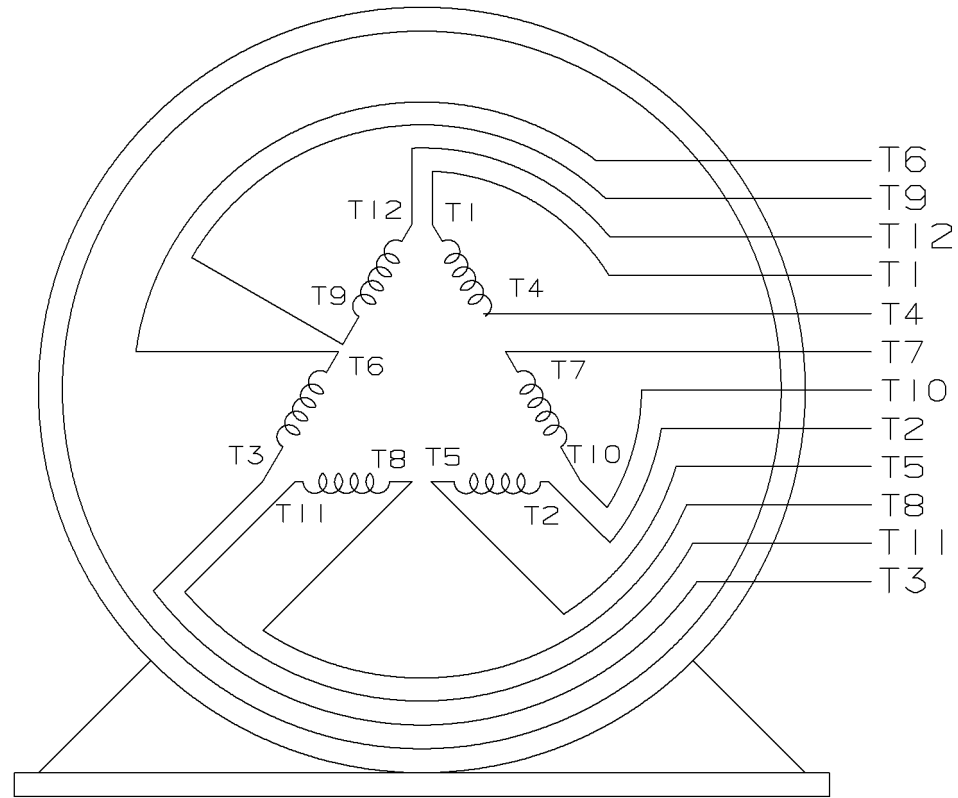
REGAL ™ Regal Beloit America, Inc.	
DESCRIPTION OUTLINE 320T FR. - ODP - UE	
MATERIAL	PROCESS/FINISH
SIZE B	DRAWING NUMBER XG2D1SS1
	SHEET 1 OF 1



LOW VOLTAGE



HIGH VOLTAGE



VIEW OF TERMINAL END

					UNLESS OTHERWISE SPECIFIED DIMENSIONS ARE IN INCHES TOL. ON XX±.02 XXX±.005 XXXX±.0005 ANGLES± 7'30"			
2	08-09-1999	RE-ISSUE, ADDED '-' TO PART NUMBER	BLR		MAX. SURFACE ROUGHNESS UNLESS OTHERWISE NOTED		DRAWN BY TRB CHKD BY ML	07-16-1999 06-18-1999
1	06-18-1999	NEW DRAWING	TRB	MATERIAL		APPD BY GK	06-18-1999	
REV	DATE	CHANGE	NAME	PART NAME 3 PHASE CONNECTION DIAGRAM 2/1 DELTA - 12 LEADS			DRWG NO A- EE7308AA-LN	

PURCHASED

CADD FILE NO.

EE7308AALN

ERROR: undefined
OFFENDING COMMAND: Pscrip

STACK:

P.O. BOX 8003
 WAUSAU, WI 54401-8003
 PH. 715-675-3311



DATA VOLTS: 460

CERTIFICATION DATA SHEET

CONN. DIAGRAM: A-EE7308AA-LN
 OUTLINE: XG2D1SS1-1507
 WINDING: C3244034

CAT #: LM28898

R1 1

TYPICAL MOTOR PERFORMANCE DATA

HP	KW	SYNC RPM	FL RPM	FRAME	ENCLOSURE	TYPE	KVA CODE	DESIGN
40	30	1800	1785	324T	DP	TDR	G	B

PH	HZ	VOLTS	AMPS	START TYPE	DUTY	INSL	S.F.	AMB	ELEV.
3	60/60	230/460#230/460	106/53&130/65	VYE START DELTA RU	60 MIN	F	1.15	40	3300

F.L. EFF	93.0	3/4 LD EFF	93.0	1/2 LD EFF	91.7	GTD EFF	ELECT. TYPE
F.L. PF	76.0	3/4 LD PF	70.5	1/2 LD PF	59.5	91.7	SQ CAGE IND RUN

F.L. TORQUE	LR AMPS @ 460 V	L.R. TORQUE	B.D. TORQUE	F.L. RISE (°C)
118 LB-FT	290	250 LB-FT 212%	270 LB-FT 229%	0

PRESSURE @ 3	POWER	ROTOR WK²	MAX. LOAD WK²	SAFE STALL TIME	STARTS/HOUR	MOTOR WGT
75 dBA	84 dBA	0.00 LB-FT²	0 LB-FT²	0 SEC.	0	0 LB.

*** SUPPLEMENTAL INFORMATION ***

DE BRACKET TYPE	ODE BRACKET TYPE	MOUNT TYPE	MOTOR ORIENTATION	SEVERE DUTY	HAZARDOUS LOCATION	DRIP COVER	SCREENS	PAINT
STANDARD	STANDARD	RIGID	HORIZONTAL	NO	NONE	NO	NONE	GRAY - LINCOLN

BEARINGS		GREASE	SHAFT TYPE	SPECIAL DE	SPECIAL ODE	SHAFT MATERIAL	FRAME MATERIAL
DE	ODE						
BALL	BALL	POLYREX EM	T	NONE	NONE	1045 HOT ROLLED (C-204)	ROLLED STEEL
311	309						

THERMOSTATS	PROTECTORS	WDG RTD's	BRG RTD's	THERMISTORS	CONTROL	SPACE HEATERS
NONE	NOT	NONE	NONE	NONE	FALSE	NA

R1 (ohms/ph)	R2 (ohms/ph)	X1 (ohms/ph)	X2 (ohms/ph)	Xm (ohms/ph)	VIBRATION (in/sec)	FLOAT
0.113	0.05	0.518	0.858	11.06	0.150	ODE

* N O T E S *	INVERTER TORQUE: NONE	
	INV. HP SPEED RANGE: NONE	
	ENCODER: NONE	
	NONE	
	NONE NONE PPR	

DATE: 3/7/2018	BRAKE: NONE	
	NONE NONE NONE	
	FT-LB: NA	HZ:
VOLTAGE: NONE		
UL: V-INS, CONST UL REC		

Data Sheet

Date: 3/7/2018

LM28898



Data @ **460 V**

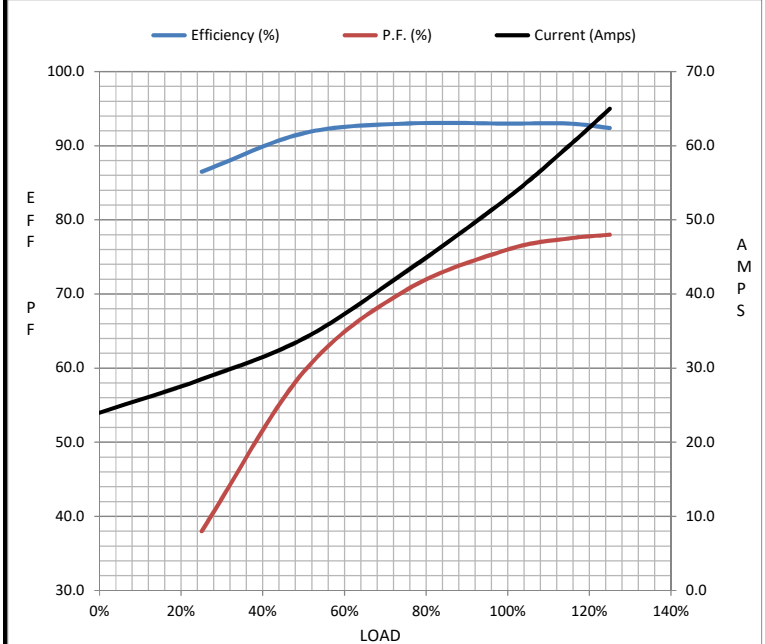
Motor Load Data

Load	0%	25%	50%	75%	100%	115%	125%	LR
Current (Amps)	24.0	28.5	34.0	43.0	53.0	60.0	65.0	290
Torque (ft-lb)	0.00	29.0	58.5	88.0	118	136	148	250
RPM	1800	1795	1792	1788	1785	1.780	1778	0
Efficiency (%)		86.5	91.7	93.0	93.0	93.0	92.4	
P.F. (%)	5.0	38.0	59.5	70.5	76.0	77.5	78.0	38.5

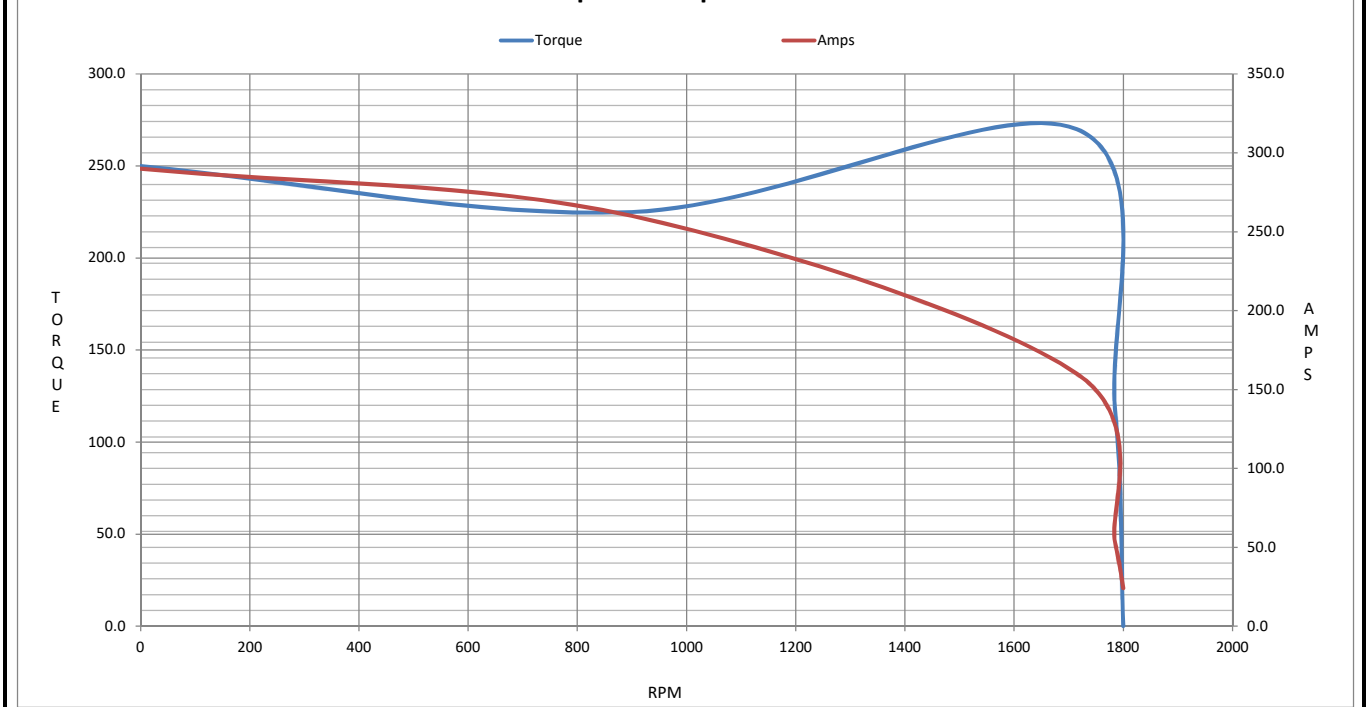
Motor Speed Data

	LR	Pull-Up	BD	Rated	Idle
Speed (RPM)	0	900	1715	1785	1800
Current (Amps)	290	260	160	53.0	24.0
Torque (ft-lb)	250	225	270	118	0.00

Information Block				
HP	40.0			
Sync. RPM	1800			
Frame	324			
Enclosure	DP			
Construction	TDR			
Voltage	230/460#230/460 V			
Frequency	60 Hz			
Design	B			
LR Code letter	G			
Service Factor	1.15			
Temp Rise @ FL	0 °C			
Duty	60 MIN			
Ambient	40 °C			
Elevation	1,000 feet			
Rotor/Shaft wk ²	0.00 Lb-Ft ²			
Ref Wdg	C3244034 R1			
Sound Pressure @ 1M	75 dBA			
VFD Rating	NONE			
Outline Dwg	XG2D1SS1-1507			
Conn. Diag	A-EE7308AA-LN			
Additional Specifications:				
0				
0				
EQUIV CKT (OHMS / PHASE)				
R1	R2	X1	X2	Xm
0.1130	0.0500	0.5180	0.8580	11.0600



Speed - Torque Curve



EC Declaration of Conformity

The undersigned representing
the manufacturer:

Regal Beloit America
100 East Randolph St.
Wausau, WI 54401

and the authorized representative
established within the Community:

Marathon Electric UK
6F Thistleton Road Ind. Estate
Market Overton
Oakham, Rutland LE15 7PP UK

are committed to providing customers with products that comply with applicable regulations and international protocols to which they are subject, including the requirements of the European Parliament Directive on the Harmonization of the laws relating to electrical equipment designed for use within certain voltage limits (2014/35/EU).

Regal Beloit America declares that the following product(s), to which this declaration relates, are in conformity with the relevant sections of the EC standards listed below.

This statement supersedes any statements previously issued pertaining to the product(s) listed below and is subject to change without notice.

Model No : LM28898

(Model No. may contain prefix and/or suffix characters)

Catalog No : LM28898

Rework No : N/A

Directives :

Low Voltage Directive 2014/35/EU

Harmonized Standards Used :

EN 60034-1: 2010 (IEC 60034-1: 2010)

EN 60034-5: 2001/A1:2007 (IEC 60034-5: 2000/A1:2006)

Authorized Representative:



Michael A. Logsdon
Vice President, Technology

Authorized Representative in the Community:



Julian Clark
Marketing Engineer

Created on 09/01/2022

CE 22