

# PRODUCT INFORMATION PACKET



Model No: LM21196  
Catalog No: LM21196

Speed Ratio Motor, 7.50 HP, 3 Ph, 60 Hz, 230/460 V, 1800 & 1800 RPM, 213T Frame, TEFC



Regal and Leeson are trademarks of Regal Rexnord Corporation or one of its affiliated companies.  
©2025 Regal Rexnord Corporation, All Rights Reserved. MC017097E





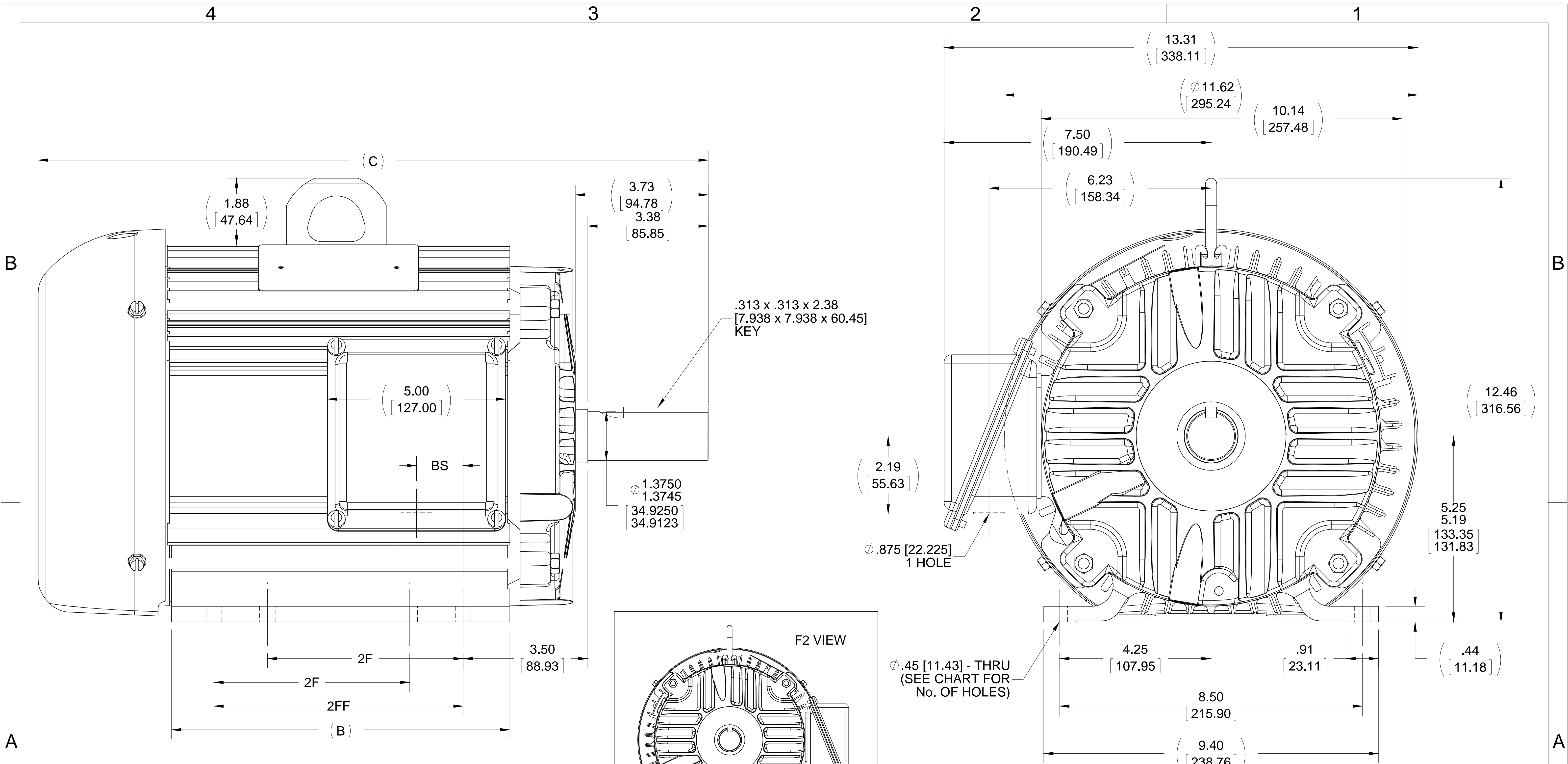
### Nameplate Specifications

Phase	<b>3</b>	Output HP	<b>7.50 Hp</b>
Output KW	<b>5.6 kW</b>	Voltage	<b>230/460 V</b>
Speed	<b>1760 r/min</b>	Service Factor	<b>1.0</b>
Frame	<b>213T</b>	Enclosure	<b>Totally Enclosed Fan Cooled</b>
Thermal Protection	<b>Thermostat</b>	Efficiency	<b>89.5 %</b>
Ambient Temperature	<b>40 °C</b>	Frequency	<b>60 Hz</b>
Current	<b>20.0/10.0 A</b>	Power Factor	<b>78</b>
Duty	<b>Continuous</b>	Insulation Class	<b>F</b>
Design Code	<b>INV</b>	KVA Code	<b>H</b>
Drive End Bearing Size	<b>6208</b>	Opp Drive End Bearing Size	<b>6206</b>
UL	<b>Recognized</b>	CSA	<b>Y</b>
CE	<b>Y</b>	IP Code	<b>43</b>
Number of Speeds	<b>1</b>		

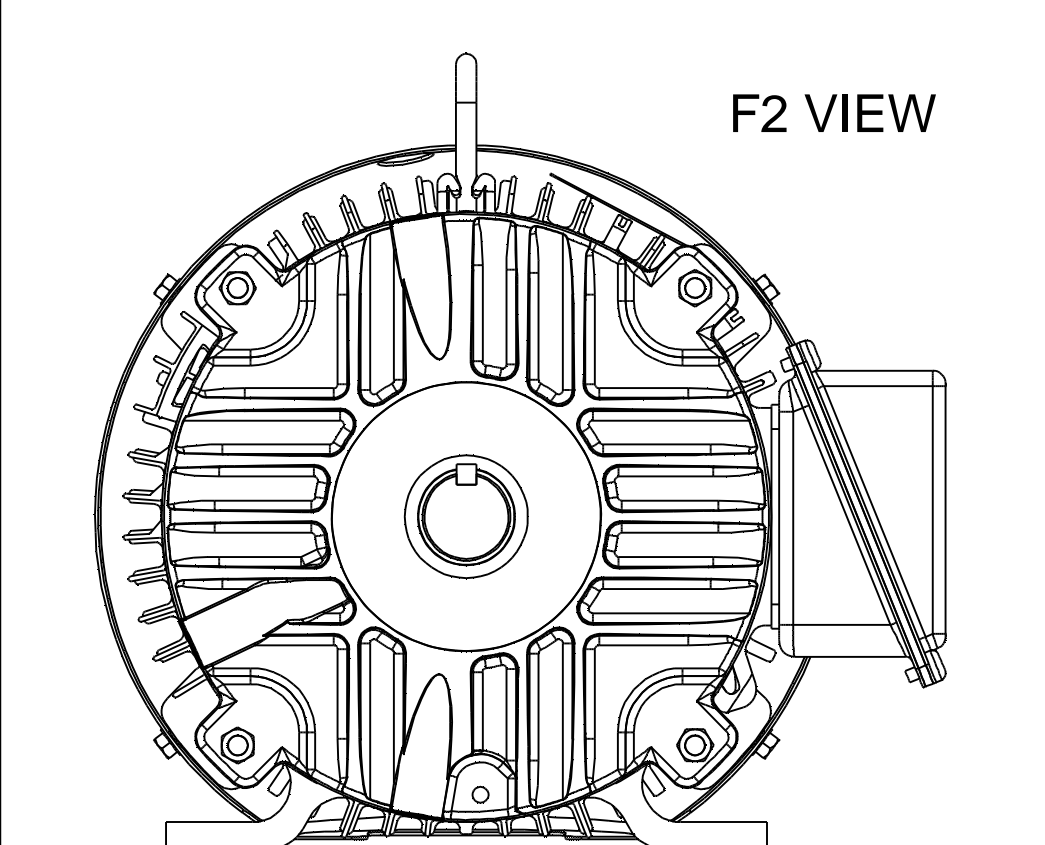
### Technical Specifications

Electrical Type	<b>Squirrel Cage Inverter Duty</b>	Starting Method	<b>Inverter Only</b>
Poles	<b>4</b>	Rotation	<b>Reversible</b>
Resistance Main	<b>.156 O</b>	Mounting	<b>Rigid Base</b>
Motor Orientation	<b>Horizontal</b>	Drive End Bearing	<b>Ball</b>
Opp Drive End Bearing	<b>Ball</b>	Frame Material	<b>Aluminum</b>
Shaft Type	<b>T</b>	Overall Length	<b>17.34 in</b>
Frame Length	<b>8.00 in</b>	Shaft Diameter	<b>1.375 in</b>
Shaft Extension	<b>3.38 in</b>	Assembly/Box Mounting	<b>F1/F2 CAPABLE</b>
Inverter Load	<b>CONSTANT 4:1</b>		
Outline Drawing	<b>SS330100LN-800</b>	Connection Drawing	<b>EE7308T-LN</b>





NOTES:  
 1- BOX CAN BE ROTATED IN 90° STEPS.  
 2- NAMEPLATE TO BE READ FROM C'BOX SIDE OF MOTOR.



DASH	FRAME	B	C	2F	2FF	BS	F1/F2	No. OF MTG HOLES
800	213T	8.12 [206.25]	17.34 [440.44]	5.50 [139.70]	---	1.33 [33.76]	NO	4
950	213/5T	9.62 [244.35]	18.84 [478.54]	5.50 [139.70]	7.00 [177.80]	1.33 [33.76]	YES	8
1050	215T	10.62 [269.75]	19.84 [503.94]	7.00 [177.80]	8.00 [203.20]	1.33 [33.76]	YES	8

DRAWING REVISION E	REVISION BY JHA	DATE 04-13-2015
ECO ECO-0073312	APPROVED BY DJK	DATE 04-14-2015
ECO DESCRIPTION UPDATED TO CURRENT STANDARDS <small>COPYRIGHT REGAL BELOIT AMERICA, INC. ALL RIGHTS RESERVED. PROPRIETARY AND CONFIDENTIAL INFORMATION - THIS DOCUMENT IS THE PROPERTY OF REGAL BELOIT AMERICA, INC. ("OWNER") AND CONTAINS OWNER'S PROPRIETARY INFORMATION. ANY PERSON, CORPORATION OR OTHER FIRM RECEIVING IT IS DEEMED, BY RECEIVING IT, TO AGREE THAT IT, AND/OR ANY PART OF IT, SHALL NOT BE DISCLOSED TO ANY PERSON, CORPORATION OR OTHER ENTITY, DUPLICATED, AND/OR USED, EXCEPT AS EXPRESSLY APPROVED IN WRITING IN ADVANCE BY OWNER. THIS DOCUMENT SHALL BE RETURNED TO OWNER UPON REQUEST. IT MAY BE SUBJECT TO CERTAIN RESTRICTIONS UNDER APPLICABLE EXPORT CONTROL LAWS AND REGULATIONS.</small>		

TOLERANCES UNLESS OTHERWISE SPECIFIED:

DEC.	INCH	mm	ANGLE
.X	±0.1	[±2.5]	±7° 30"
.XX	±0.03	[±0.76]	
.XXX	±0.005	[±0.127]	
.XXXX	±0.0005	[±0.0127]	

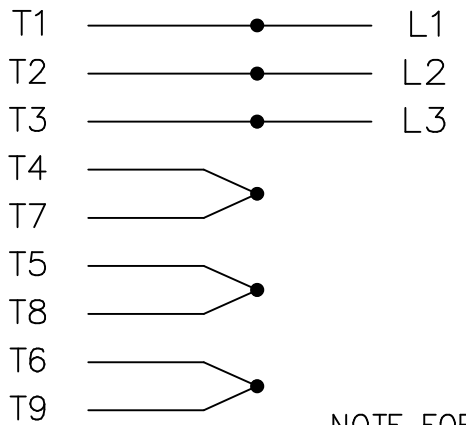
REMOVE BURRS & BREAK SHARP EDGES: .003/.015 [0.076/.381] X 45°  
 CORNER FILLETS: R.02 [0.51]  
 MACHINED SURFACES: 200 INCH/mm 5.1  
 mm SHOWN IN [BRACKETS]

DRAWN BY MJK
DATE 04-20-2004
APPROVED BY JPL
DATE 04-20-2004
REFERENCE
THIRD ANGLE PROJECTION

<b>REGAL</b> ™ Regal Beloit America, Inc.	
DESCRIPTION <b>OUTLINE</b> 210T FR - ALUM FR - TEFC	
MATERIAL	PROCESS/FINISH
SIZE <b>B</b>	DRAWING NUMBER <b>SS330100LN</b>
SHEET 1 OF 1	

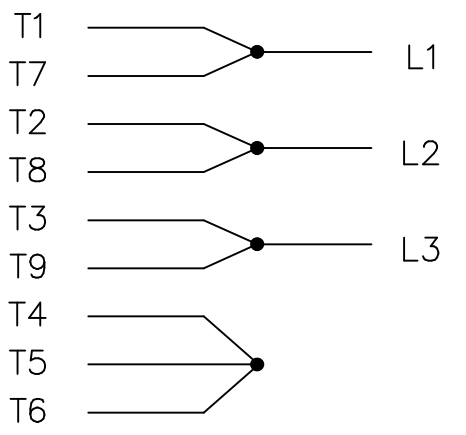
THREE PHASE  
DUAL VOLTAGE MOTOR

HIGH VOLTAGE

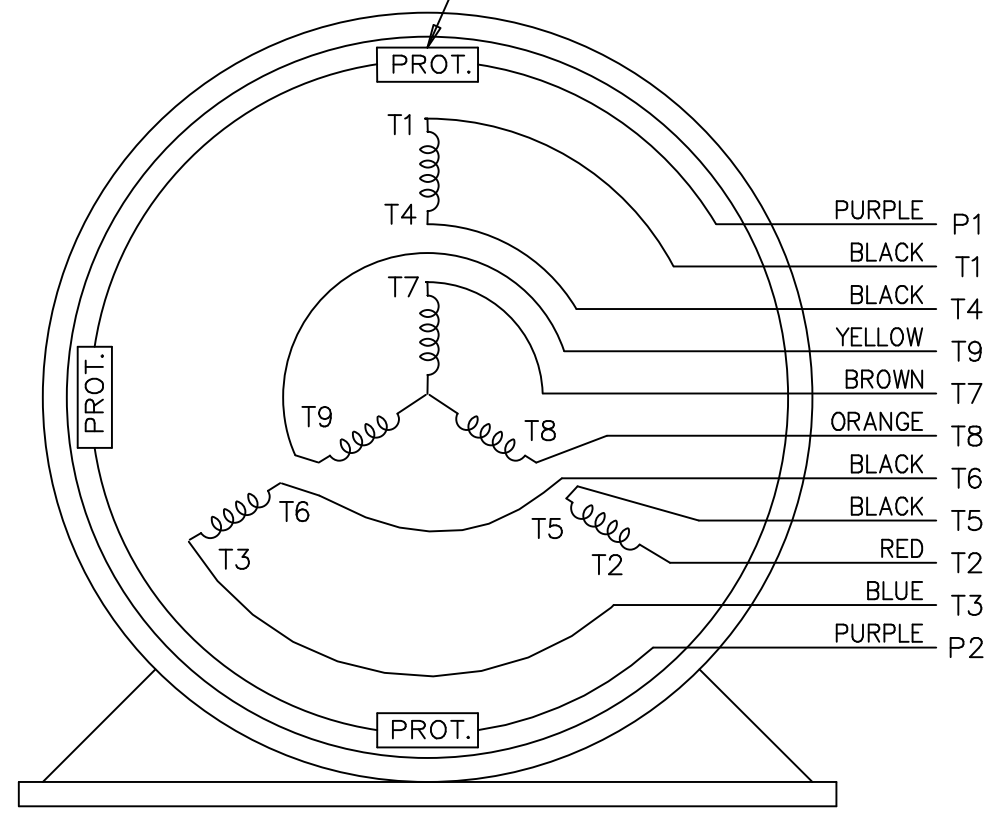


NOTE FOR FACTORY USE ONLY:  
TO SURGE TEST FOR COMMON CONNECT:  
HIGH VOLT: CONNECT P1 TO T1  
THEN P2 TO L1  
LOW VOLT: CONNECT P1 TO T1 & T7,  
THEN P2 TO L1

LOW VOLTAGE



THREMO-PROTECTORS  
CONNECTED IN SERIES.



VIEW OF TERMINAL END

				TOLERANCES UNLESS SPECIFIED			DRAWN BJK 07-16-2002					
				DEC.	INCHES		CHK DRS 07-18-2002					
				.X	±.1		APPD GK 07-18-2002					
				.XX	±.02		SCALE 1=1					
2	ADDED COLORS TO "T & P" LEADS	CN 40494	MSG 08-08-2006	ML	.XXX	±.005	TITLE CONNECTION DIAGRAM 3 PHASE - DUAL VOLTAGE MOTOR		REF			
1	NEW DRAWING		BJK 07-18-2002	DRS	.XXXX	±.0005			MAT'L.	FMF		
NO.	REVISION		BY & DATE	CHK	ANG	±7'30"	FINISH	PREV				
THIS DRAWING IN DESIGN AND DETAIL IS OUR PROPERTY AND MUST NOT BE USED EXCEPT IN CONNECTION WITH OUR WORK ALL RIGHTS OF DESIGN AND INVENTION ARE RESERVED THIS IS AN ELECTRONICALLY GENERATED DOCUMENT - DO NOT SCALE THIS PRINT				RFP	CAD FILE ee7308t_ln			SIZE	DRAWING NO.	PAGE	OF	REV.
				DIST	LB			A	EE7308T-LN			2



**CERTIFICATION DATA SHEET**

**2100 WASHINGTON ST.  
GRAFTON, WI  
PH. 262-277-8810**

**CONN. DIAGRAM:** A-EE7308T-LN

**OUTLINE:** B-SS330100LN-800

**CATALOG # :** LM21196

**WINDING #:** K2134167 R11 1

**MOUNTING:** F1/F2 CAPABLE

**TYPICAL MOTOR PERFORMANCE DATA**

HP	kW	SYNC. RPM	F.L. RPM	FRAME	ENCLOSURE	KVA CODE	DESIGN
7 1/2	5.60	1800	1760	213T	TEFC	H	INV

PH	Hz	VOLTS	AMPS	START TYPE	DUTY	INSL	S.F.	AMB°C
3	60	230/460	20/10	INVERTER ONLY	CONTINUOUS	F3	1.0	40

FULL LOAD EFF:	89.5	3/4 LOAD EFF:	89.5	1/2 LOAD EFF:	88.5	GTD. EFF	ELEC. TYPE
FULL LOAD PF:	78	3/4 LOAD PF:	72.5	1/2 LOAD PF:	61.5	87.4	SQ CAGE INV DUTY

F.L. TORQUE	LOCKED ROTOR AMPS	L.R. TORQUE	B.D. TORQUE	F.L. RISE°C
22.4 LB-FT	120 / 60	47 LB-FT 210 %	63.5 LB-FT 283 %	65

SOUND PRESSURE @ 3 FT.	SOUND POWER	ROTOR WK^2	MAX. WK^2	SAFE STALL TIME	STARTS / HOUR	APPROX. MOTOR WGT
62 dBA	72 dBA	0.75 LB-FT^2	- LB-FT^2	- SEC.	-	- LBS.

**\*\*\* SUPPLEMENTAL INFORMATION \*\*\***

DE BRACKET TYPE	ODE BRACKET TYPE	MOUNT TYPE	ORIENTATION	SEVERE DUTY	HAZARDOUS LOCATION	DRIP COVER	SCREENS	PAINT
STANDARD	STANDARD	RIGID	HORIZONTAL	FALSE	NONE	FALSE	NONE	GRAY - LINCOLN

BEARINGS		GREASE	SHAFT TYPE	SPECIAL DE	SPECIAL ODE	SHAFT MATERIAL	FRAME MATERIAL
DE	ODE						
BALL	BALL	POLYREX EM	T	NONE	NONE	1045 HOT ROLLED (C-204)	ALUMINUM
6208	6206						

THERMO-PROTECTORS				THERMISTORS	CONTROL	SPACE HEATERS
THERMOSTATS	PROTECTORS	WDG RTDs	BRG RTDs			
TSTATS (N/C)	NOT	NONE	NONE	NONE	FALSE	NONE VOLTS

\*  
N  
O  
T  
E  
S  
\*

<b>INVERTER TORQUE:</b> CONSTANT 4:1
<b>INV. HP SPEED RANGE:</b> NONE
<b>ENCODER:</b> NONE NONE NONE NONE NONE PPR
<b>BRAKE:</b> NONE NONE NONE P/N NONE NONE NONE FT-LB NONE V NONE Hz

Data Sheet

Date: 1/18/2018

LM21196



Data @ 460 V

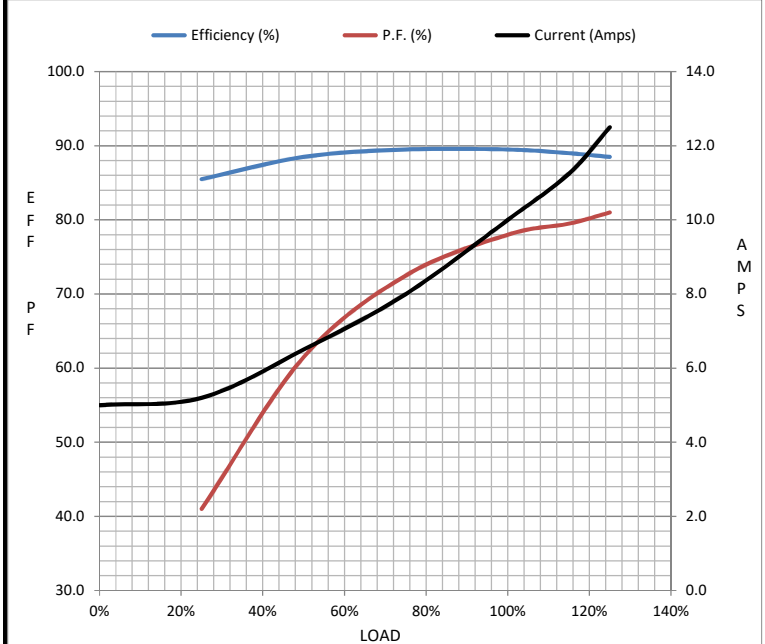
Motor Load Data

Load	0%	25%	50%	75%	100%	115%	125%	LR
Current (Amps)	5.0	5.2	6.5	8.0	10.0	11.3	12.5	60.0
Torque (ft-lb)	0.00	5.5	11.0	16.7	22.4	25.2	28.0	47.0
RPM	1800	1795	1785	1775	1760	1.756	1750	0
Efficiency (%)		85.5	88.5	89.5	89.5	89.0	88.5	
P.F. (%)	6.0	41.0	61.5	72.5	78.0	79.5	81.0	44.0

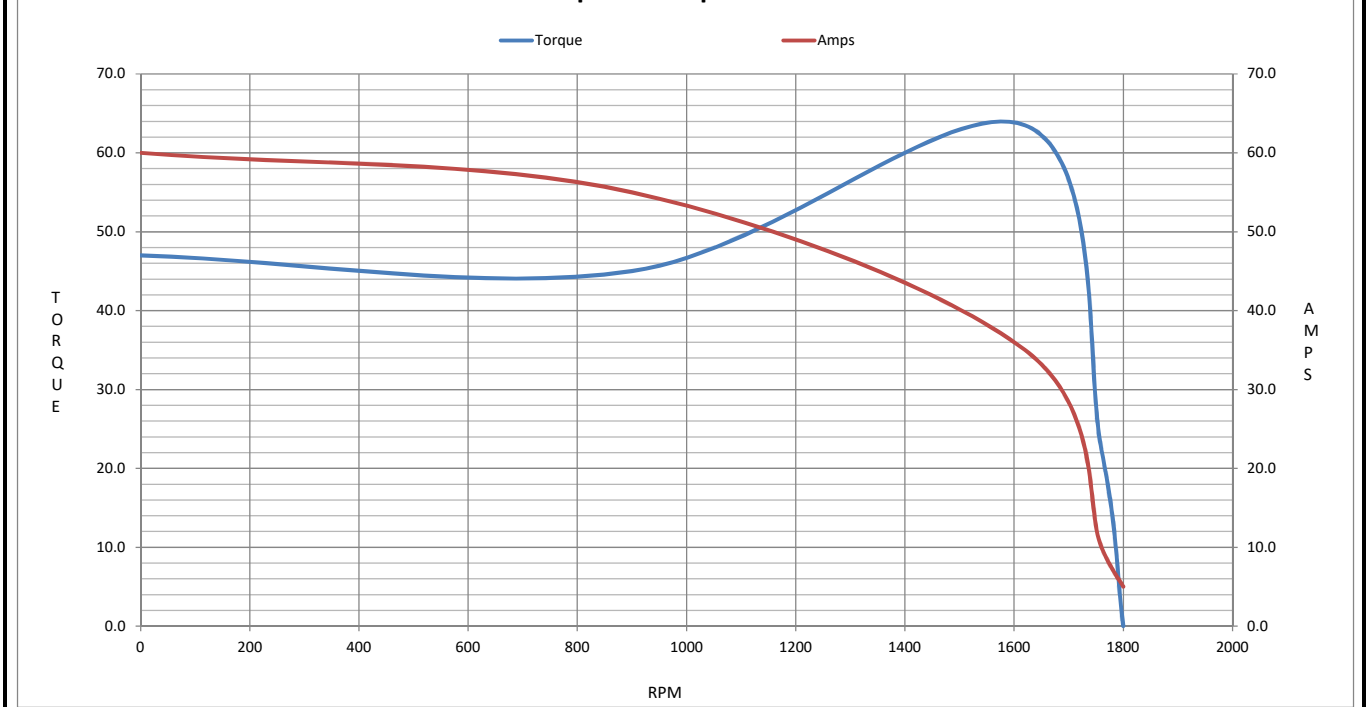
Motor Speed Data

	LR	Pull-Up	BD	Rated	Idle
Speed (RPM)	0	900	1620	1760	1800
Current (Amps)	60.0	55.0	35.0	10.0	5.0
Torque (ft-lb)	47.0	45.0	63.5	22.4	0.00

Information Block				
HP	7.5			
Sync. RPM	1800			
Frame	213			
Enclosure	TEFC			
Construction	TFL			
Voltage	230/460 V			
Frequency	60 Hz			
Design	B			
LR Code letter	H			
Service Factor	1.0			
Temp Rise @ FL	65 °C			
Duty	CONT			
Ambient	40 °C			
Elevation	1,000 feet			
Rotor/Shaft wk <sup>2</sup>	0.75 Lb-Ft <sup>2</sup>			
Ref Wdg	K2134167 R11			
Sound Pressure @ 1M	62 dBA			
VFD Rating	CONSTANT 4:1			
Outline Dwg	B-SS330100LN-800			
Conn. Diag	A-EE7308T-LN			
Additional Specifications:				
0				
0				
EQUIV CKT (OHMS / PHASE)				
R1	R2	X1	X2	Xm
0.9680	0.6500	2.9110	3.8180	53.1850



Speed - Torque Curve



## EC Declaration of Conformity

The undersigned representing  
the manufacturer:

Regal Beloit America  
100 East Randolph St.  
Wausau, WI 54401

and the authorized representative  
established within the Community:

Marathon Electric UK  
6F Thistleton Road Ind. Estate  
Market Overton  
Oakham, Rutland LE15 7PP UK

are committed to providing customers with products that comply with applicable regulations and international protocols to which they are subject, including the requirements of the European Parliament Directive on the Harmonization of the laws relating to electrical equipment designed for use within certain voltage limits (2014/35/EU).

Regal Beloit America declares that the following product(s), to which this declaration relates, are in conformity with the relevant sections of the EC standards listed below.

This statement supersedes any statements previously issued pertaining to the product(s) listed below and is subject to change without notice.

Model No : LM21196

(Model No. may contain prefix and/or suffix characters)

Catalog No : LM21196

Rework No : N/A

Directives :

Low Voltage Directive 2014/35/EU

Harmonized Standards Used :

EN 60034-1: 2010 (IEC 60034-1: 2010)

EN 60034-5: 2001/A1:2007 (IEC 60034-5: 2000/A1:2006)

Authorized Representative:



Michael A. Logsdon  
Vice President, Technology

Authorized Representative in the Community:



Julian Clark  
Marketing Engineer

Created on 09/01/2022

**CE 22**