

# PRODUCT INFORMATION PACKET



Model No: LM18883  
Catalog No: LM18883  
405TSODP 125HP1800 230460000/360

Regal and Leeson are trademarks of Regal Rexnord Corporation or one of its affiliated companies.  
©2023 Regal Rexnord Corporation, All Rights Reserved. MC017097E





### Nameplate Specifications

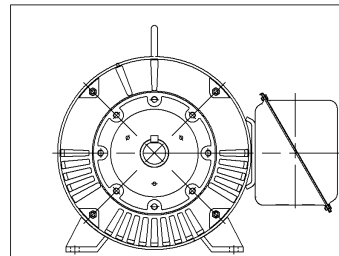
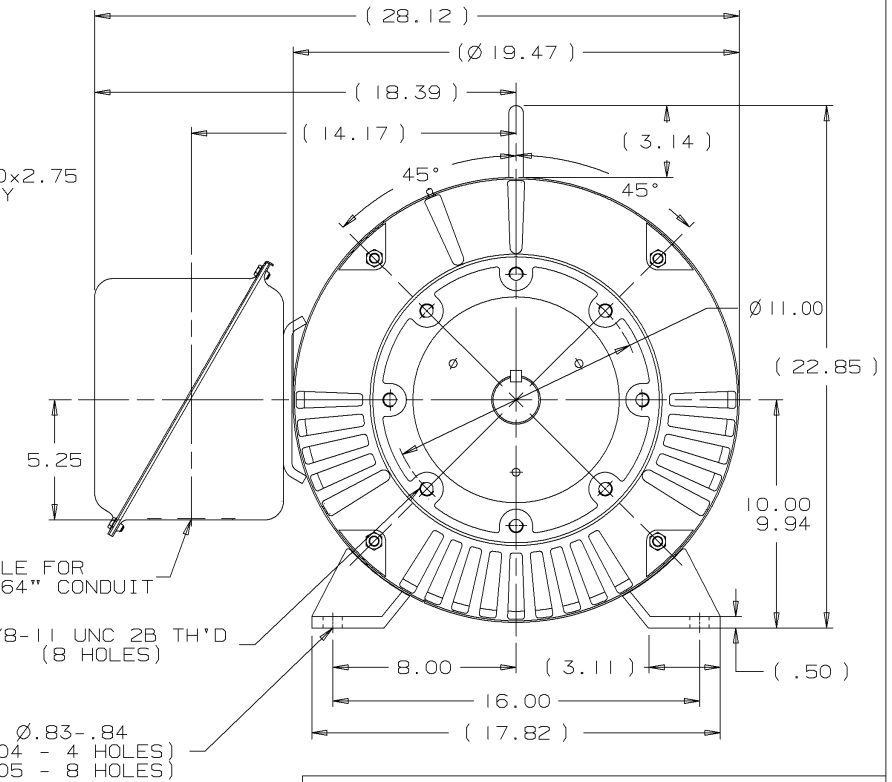
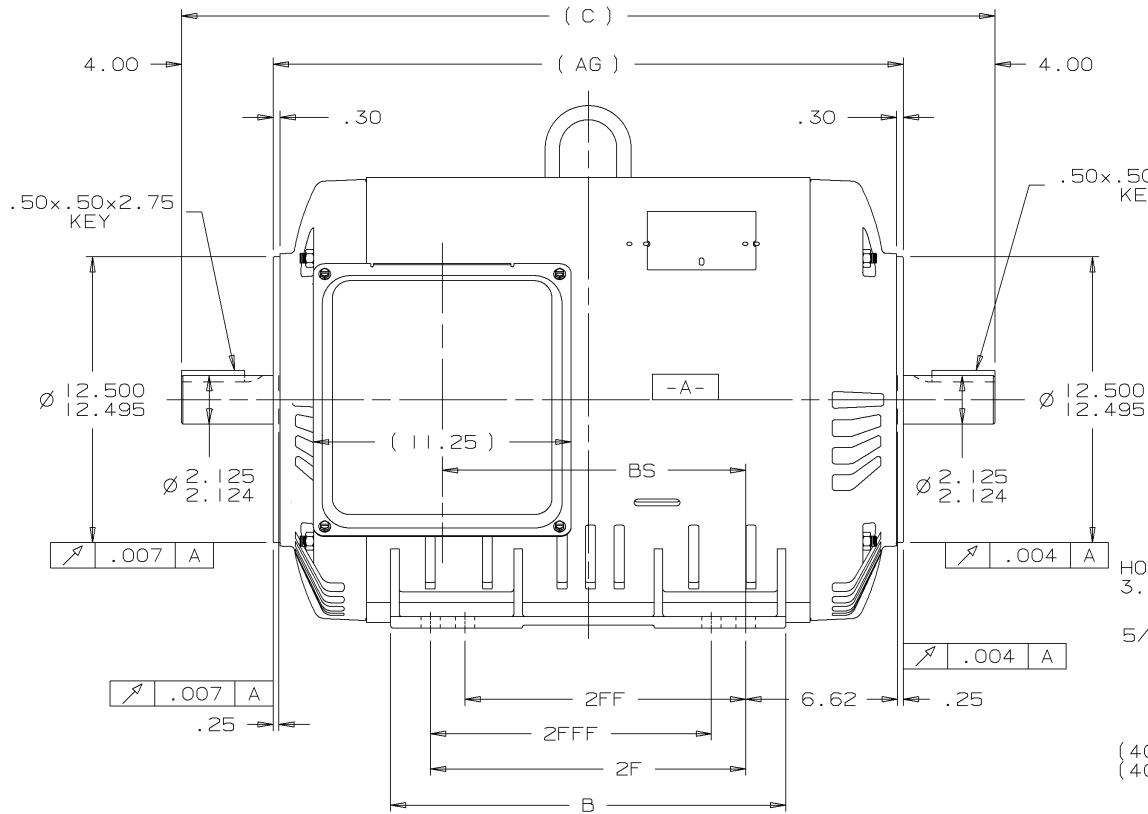
Phase	3	Output HP	125 & 100 Hp
Output KW	93.0 & 75.0 kW	Voltage	230/460 & 190/380 V
Speed	1782 & 1482 rpm	Service Factor	1.25 & 1.15
Frame	405TSC	Enclosure	Drip Proof
Thermal Protection	No Protection	Efficiency	94.5 & 94.1 %
Ambient Temperature	40 °C	Frequency	60 & 50 Hz
Current	304/152 & 298/149 A	Power Factor	81.5
Duty	Continuous	Insulation Class	F
Design Code	B	KVA Code	G
Drive End Bearing Size	315	Opp Drive End Bearing Size	313
UL	Recognized	CSA	Y
CE	Y	IP Code	22
Number of Speeds	1		

### Technical Specifications

Electrical Type	Squirrel Cage Induction Run	Starting Method	Wye Start Delta Run
Poles	4	Rotation	Reversible
Resistance Main	.052 Ohms	Mounting	Rigid Base
Motor Orientation	Horizontal	Drive End Bearing	Ball
Opp Drive End Bearing	Ball	Frame Material	Rolled Steel
Shaft Type	TS BOTH ENDS	Assembly/Box Mounting	F1 ONLY
Outline Drawing	XJ2D1CC4-1885	Connection Drawing	A-EE7308AA-LN

This is an uncontrolled document once printed or downloaded and is subject to change without notice. Date Created:06/23/2023

B-XJ2DICC4



F2 VIEW

- NOTES:  
 1. CONDUIT BOX CAN BE ROTATED IN 90° STEPS.  
 2. NAMEPLATES TO BE READ FROM CONDUIT BOX SIDE OF MOTOR.

									TOLERANCES UNLESS SPECIFIED				DRAWN CTO 02-14-2002			
									DEC. TOLERANCE				CHK DRS 02-14-2002			
									.X ±.1				APPD HNH 02-15-2002			
									.XX ±.03				SCALE			
									.XXX ±.005				REF			
									HNH .XXXX ±.0005				FNF			
									CHK ANG ±7'30"				PREV			
									Purchased				SIZE DRAWING NO.			
									DIST				B XJ2DICC4			
									BY DATE				REV.			
									THIS DRAWING IN DESIGN AND DETAIL IS OUR PROPERTY AND MUST NOT BE USED EXCEPT IN CONNECTION WITH OUR WORK. ALL RIGHTS OF DESIGN AND INVENTION ARE RESERVED. THIS IS AN ELECTRONICALLY GENERATED DOCUMENT - DO NOT SCALE THIS PRINT							

T12 \_\_\_\_\_  
 T1 \_\_\_\_\_  
 T6 \_\_\_\_\_ L1  
 T7 \_\_\_\_\_

T2 \_\_\_\_\_  
 T4 \_\_\_\_\_  
 T8 \_\_\_\_\_ L2  
 T10 \_\_\_\_\_

T3 \_\_\_\_\_  
 T5 \_\_\_\_\_  
 T9 \_\_\_\_\_ L3  
 T11 \_\_\_\_\_

LOW VOLTAGE

T12 \_\_\_\_\_ L1  
 T1 \_\_\_\_\_

T4 \_\_\_\_\_  
 T7 \_\_\_\_\_

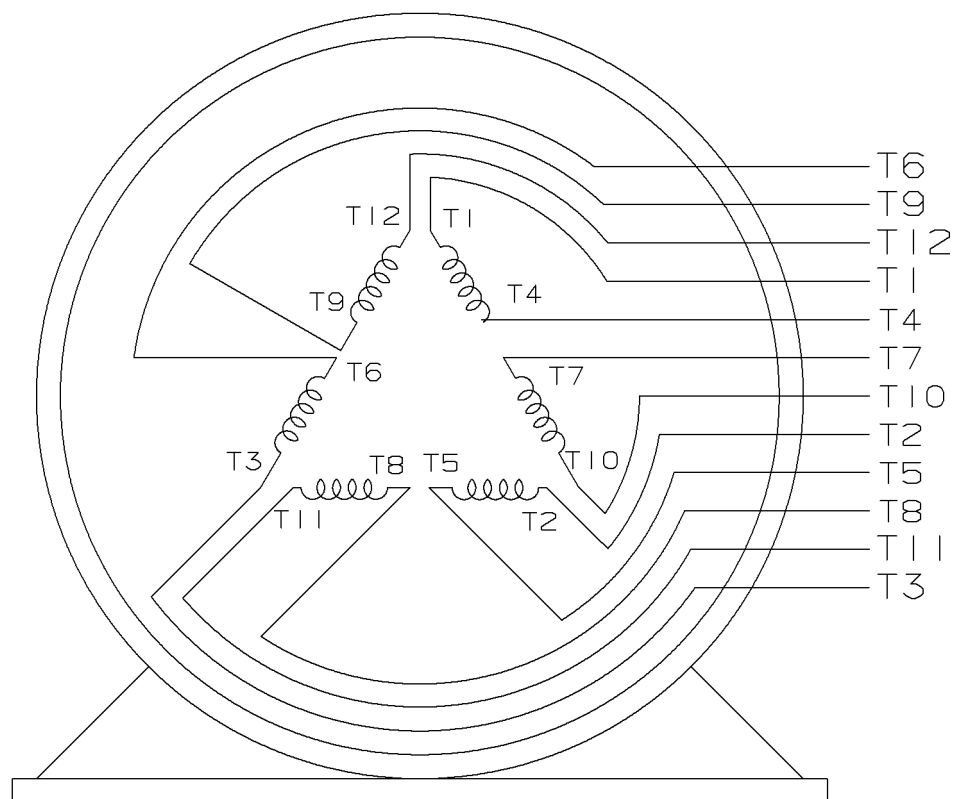
T2 \_\_\_\_\_ L2  
 T10 \_\_\_\_\_

T5 \_\_\_\_\_  
 T8 \_\_\_\_\_

T3 \_\_\_\_\_ L3  
 T11 \_\_\_\_\_

T6 \_\_\_\_\_  
 T9 \_\_\_\_\_

HIGH VOLTAGE



VIEW OF TERMINAL END

					✓ UNLESS OTHERWISE SPECIFIED DIMENSIONS ARE IN INCHES TOL. ON XX±.02 XXX±.005 XXXX±.0005 ANGLES± 7°30"		
2	08-09-1999	RE-ISSUE, ADDED '-' TO PART NUMBER	BLR		MAX. SURFACE ROUGHNESS UNLESS OTHERWISE NOTED		DRAWN BY TRB 07-16-1999
1	06-18-1999	NEW DRAWING	TRB		FINISH		CHKD BY ML 06-18-1999
					MATERIAL		APPD BY GK 06-18-1999
REV	DATE	CHANGE	NAME	PART NAME 3 PHASE CONNECTION DIAGRAM 2/1 DELTA - 12 LEADS			DRWG NO A- EE7308AA-LN
					PURCHASED	CADD FILE NO.	EE7308AALN

ERROR: undefined  
OFFENDING COMMAND: Pscrip  
STACK: