

# PRODUCT INFORMATION PACKET

Model No: E3TN3002357B35D41100

Catalog No: E3TN3002357B35D41100

Made in Italy TCN Series, General Purpose Low Voltage IEC motor, Increased Safety, 375,00 kW,  
3 phase, 2986 RPM, D400/Y690V 50Hz, 355LC Frame B35, 2 Poles, IC411



Regal and CEMP are trademarks of Regal Rexnord Corporation or one of its affiliated companies.

©2022 Regal Rexnord Corporation, All Rights Reserved. MC017097E

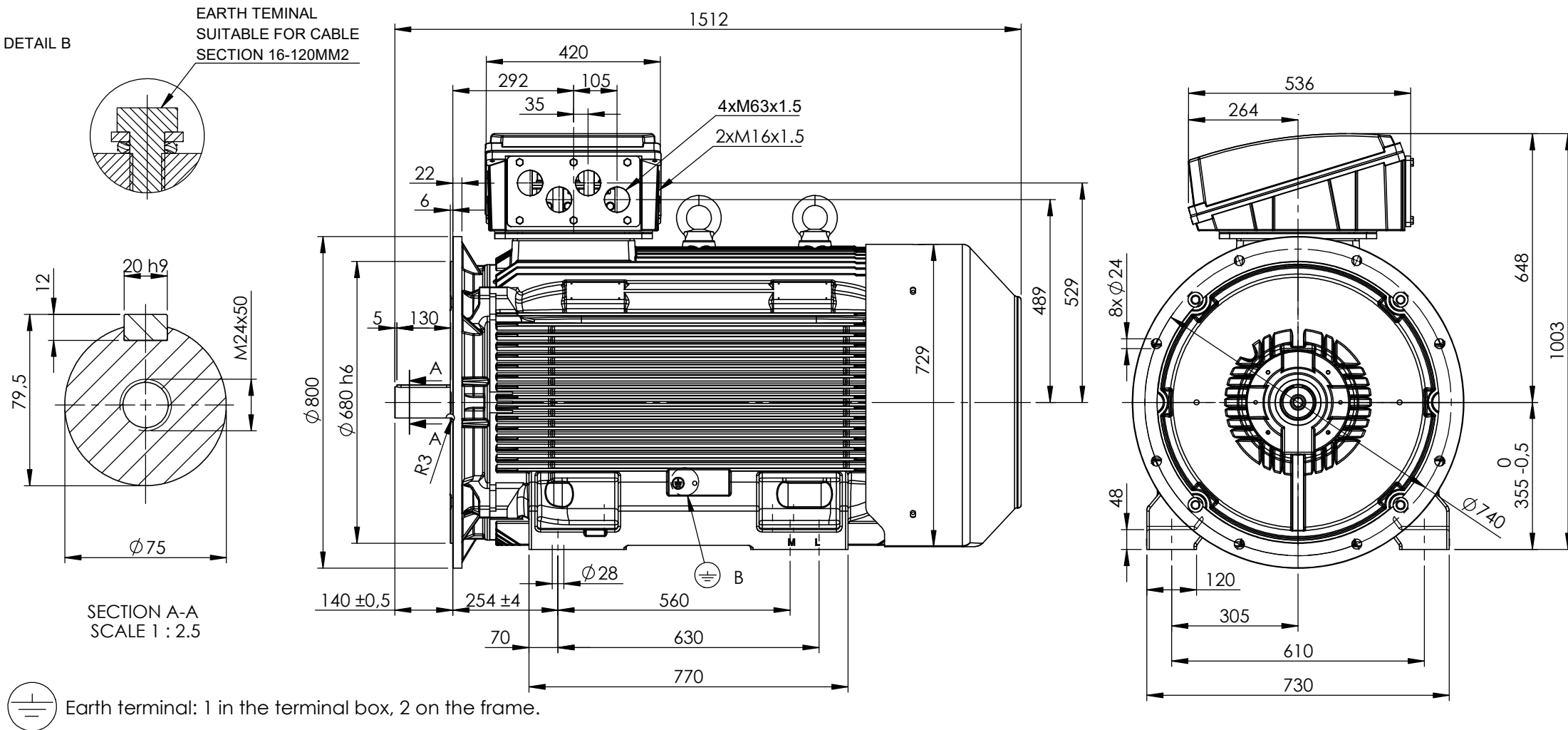
### Nameplate Specifications

Output HP	<b>500 Hp</b>	Output KW	<b>375.0 kW</b>
Frequency	<b>50 Hz</b>	Voltage	<b>400/690 V</b>
Current	<b>626.8 A</b>	Speed	<b>2986 rpm</b>
Service Factor	<b>1</b>	Phase	<b>3</b>
Efficiency	<b>96 %</b>	Power Factor	<b>0.9</b>
Duty	<b>S1</b>	Insulation Class	<b>F</b>
Frame	<b>355LC</b>	Enclosure	<b>Totally Enclosed Fan Cooled</b>
Ambient Temperature	<b>40 °C</b>	Drive End Bearing Size	<b>6317</b>
Opp Drive End Bearing Size	<b>6317</b>	UL	<b>No</b>
CSA	<b>No</b>	CE	<b>Yes</b>
IP Code	<b>IP55</b>	Number of Speeds	<b>1</b>

### Technical Specifications

Electrical Type	<b>Squirrel Cage</b>	Starting Method	<b>Direct On Line</b>
Poles	<b>2</b>	Rotation	<b>Bi-Directional</b>
Mounting	<b>B35</b>	Motor Orientation	<b>Horizontal</b>
Drive End Bearing	<b>C3</b>	Opp Drive End Bearing	<b>C3</b>
Frame Material	<b>Cast Iron</b>	Shaft Type	<b>Keyed</b>
Overall Length	<b>1512.00 mm</b>	Frame Length	<b>1010.00 mm</b>
Shaft Diameter	<b>75.000 mm</b>	Shaft Extension	<b>140 mm</b>
Assembly/Box Mounting	<b>Top</b>		
Outline Drawing	<b>B3A04T8350001D01</b>	Connection Drawing	<b>SC-01-T-1v-1a</b>

This is an uncontrolled document once printed or downloaded and is subject to change without notice. Date Created:12/02/2022



CUSTOMER REFERENCE AND ADDITIONAL INFORMATION:

MOTOR TYPE AND DESCRIPTION:

DRAWING REVISION 2	REVISION BY MT	DATE 14/09/2022
ECO	APPROVED BY LP	DATE 15/09/2022

TOLERANCES (EXCEPT AS NOTED)  
TOLERANCES: ±2  
\* TOLERANCES: ±0.8

DIMENSIONS ARE IN mm  
ACCORDING TO IEC 60072

DRAWN BY TN
DATE 06/12/2021
APPROVED BY LP
DATE 07/12/2021
REFERENCE

<b>REGAL</b> ™	<b>cemp</b>
DESCRIPTION <b>Motor 355 2P TC (M/L) B35</b>	

ECO DESCRIPTION

COPYRIGHT CEMP Srl. ALL RIGHTS RESERVED.  
PROPRIETARY AND CONFIDENTIAL INFORMATION - THIS DOCUMENT IS THE PROPERTY OF CEMP Srl. ("OWNER") AND CONTAINS OWNER'S PROPRIETARY INFORMATION. ANY PERSON, CORPORATION OR OTHER FIRM RECEIVING IT IS DEEMED, BY RECEIVING IT, TO AGREE THAT IT, AND/OR ANY PART OF IT, SHALL NOT BE DISCLOSED TO ANY PERSON, CORPORATION OR OTHER ENTITY, DUPLICATED, AND/OR USED, EXCEPT AS EXPRESSLY APPROVED IN WRITING IN ADVANCE BY OWNER. THIS DOCUMENT SHALL BE RETURNED TO OWNER UPON REQUEST. IT MAY BE SUBJECT TO CERTAIN RESTRICTIONS UNDER APPLICABLE EXPORT CONTROL LAWS AND REGULATIONS.

SERIAL NUMBER

FIRST ANGLE PROJECTION	
------------------------	--

SIZE <b>A4</b>	DRAWING NUMBER <b>B3A04T8350001D01</b>	SHEET 1 OF 2
-------------------	---	-----------------

Schema di collegamento - *Connection diagram*  
Schemas de branchement - *Schaltplän*  
Esquemas de conexión



DTE 01/01/2004  
SC - 01 - T - 1v.doc

**Motori trifase una velocità - *Single speed, three phase motors* - Moteurs triphasé une vitesse  
*Drehstrommotor Eine Drehzahlstufe* - Motores trifásico una velocidad**



L1 - L2 - L3 = Linea - *Supply* - Reseau - *Netz* - Red  
Per invertire la rotazione invertire due fasi - *To change the rotation reverse two phases* - Pour changer le sens de rotation inverser deux phases - *Zur Drehrichtungsänderung zwei Phasen vertauschen* - Para invertir el sentido de rotación invertir dos fases

<b>Marcatura Morsetti Ausiliari - <i>Additional terminals marking (IEC60034-8)</i></b>		
<b>Marcatura <i>Marking</i></b>	<b>No. morsetti <i>terminals</i></b>	<b>Morsetto ausiliare per: <i>Additional terminal for:</i></b>
TP1A - TP2A (allarme- <i>warning</i> )	2	Termistori PTC (alta velocità) - <i>Thermistor PTC (high speed) [*]</i>
TP1B - TP2B (allarme- <i>warning</i> )	2	Termistori PTC (bassa velocità) - <i>Thermistor PTC (low speed) [*]</i>
R1 - R2 - R3 (I sensore - <i>sensor</i> )	3	
R4 - R5 - R6 (II sensore - <i>sensor</i> )	3	Termistore PT100 3 fili - <i>Thermistor PT 100 with 3 wires</i>
R7 - R8 - R9 (III sensore - <i>sensor</i> )	3	
R11 - R12 - R13 (anteriore - <i>DE</i> )	3	
R21 - R22 - R23 (posteriore - <i>NDE</i> )	3	Termistore PT100 su cuscinetto - <i>Thermistor PT 100 on bearing</i>
TB1 - TB2 (allarme- <i>warning</i> )	2	Protettore bimetallico normalmente chiuso -
TB3 - TB4 (intervento- <i>switch off</i> )	2	<i>Normally closed bi-metallic switch (**)</i>
TB8 - TB9 (intervento- <i>switch off</i> )	2	Protettore bimetallico del freno normalmente chiuso -
		<i>NC brake bi-metallic switch (**)</i>
TM1 - TM2 (allarme- <i>warning</i> )	2	Protettore bimetallico normalmente aperto -
TM3 - TM4 (intervento- <i>switch off</i> )	2	<i>Normally open bi-metallic switch (**)</i>
HE1- HE2	2	Resistenze riscaldanti - <i>Space heaters</i>
U1 - U2	2	Ventilazione ausiliaria monofase - <i>Single phase forced ventilation</i>
U - V - W	2	Ventilazione ausiliaria trifase - <i>Three phase forced ventilation</i>
colori secondo schema del produttore - <i>colours according manufacturer</i>	9	Encoder
CA1 - CA2	2	Condensatore - <i>Capacitor</i>
PE	1	Conduttore di terra - <i>Earth cable</i>

[\*] U nominale - *U rated* = 6V - max 30V(\*\*) U nominale - *U rated* = 250V

FOGLIO DATI PER MOTORI ELETTRICI ASINCRONI TRIFASI : SERIE IEC  
DATA SHEET FOR ASYNCHRONOUS THREEPHASE INDUCTION MOTORS: IEC SERIES

Cliente / Customer	-
Offerta / Offer	-
Impianto / Plant	-


**DATI DI PROGETTO - DESIGN DATA**

Modo di protezione	II3G	Motore / Frame
Type of protection		Scatola morsetti / Terminal box
Tem. Amb. Min. / Min Amb.Temp.	-20 °C	
Umidità relativa / Relative humidity	90%	
Tensione nominale / Rated Voltage	400 V +/- 10%	

Ex ec IIB T3 Gc	IP55
Ex ec IIB Gc	IP55
Tem. Amb. Max. / Max Amb. Temp.	40 °C
Altitudine / Altitude	< 1000 mslm / masl
Frequenza / Frequency	50 Hz +/- 3%

**DATI FUNZIONALI E COSTRUTTIVI - PERFORMANCE AND CONSTRUCTION DATA**

1	Quantità / Quantity		01
2	Motore tipo / Motor type		TCN 355LC2
3	Numero di serie / Serial Number		
4	Forma costruttiva / Shape		B35
5	Certificato / Certificate	TÜV IT	20 ATEX 103X
6			
<b>Dati nominali / Rated data</b>			
7	Poli / Pole	n°	2
8	Potenza nominale / Rated power	kW	375,00
9	Corrente nominale / Rated current	A	626,78
10	Velocità nominale / Full Load speed	1/min	2986
11	Collegamento / Winding connection		D
12	Isolamento / Insulation class		F
13	Sovratemperatura / Temperature rise		DT80K
14	Raffreddamento / Cooling type		IC411
15	Fattore di servizio / Service factor		1
16			
17	Classe di rendimento / Efficiency level	IEC 34-30	IE3
<b>Performances elettriche / Electrical performances</b>			
	Carico / Load	4/4	3/4
18	Giri / Speed	1/min	2986
19	Corr. / Curr.	A	626,78
20	Rend / Eff	%	96,0
21	cos φ	-	0,90
<b>Performances all'avviamento / Starting performances</b>			
22	Ia/In - LRC/FLC	%	790
23	Cosphi a rotore bloccato / LR power factor		0,35
	Tempo a rotore bloccato / LRWT		
24	100% Un (A caldo / Warm)	sec	3
25	(A freddo / Cold)	sec	27
26	80% Un (A caldo / Warm)	sec	4
27	(A freddo / Cold)	sec	42
	Tempo di avviamento ammissibile / ART		
28	100% Un	sec	24
29	80% Un	sec	37
<b>Curva di coppia / Speed-torque values</b>			
30	Coppia nominale / Rated Torque	Nm	1199,35
31	Ca/Cn - LRT/FLT	%	220
32	Cmax/Cn - BDT/FLT	%	310
33			
34			
35			
<b>Varie / Other</b>			
36			
37			
38			
39			

<b>Servizio / Duty</b>			
40	Servizio / Duty type	-	S1
41	Intermittenza / Cyclic duration factor	-	-
42	Avviamenti-ora / Starting-hour	-	-
43	Tempo ciclo / Time		-
<b>Cuscinetti / Bearings</b>			
44	Cuscinetto ant / DE bearing	-	6317 C3
45	Cuscinetto post / NDE bearing	-	6317 C3
46	Carico radiale max / Max radial load in X1	N	5507
47	Carico assiale max / Max axial load	N	3621
48	Tipo grasso / Grease type	LGHP2 SKF or equivalent	
49	Intervallo lubrificazione / Lubrication	h	-
50	Quantità grasso / Quantity grease	gr	-
<b>Caratteristiche meccaniche / mechanical specification</b>			
51	Massa / Mass	kg	2008
52	Momento d'inerzia / Moment of inertia	kgm2	5,5809
53	Rumore a vuoto / Noise at no load (1 m)	Lp dB(A)	90
54	Vibrazioni / Vibration level	IEC 34-14	A
55	Limite norma / Vibration limit	mm/sec	2,80
56			
57			
<b>Dati entrata cavi - verniciatura / Cable entry and painting</b>			
63	Entrata cavi / Cable entry	IEC 60423	4xM63+1xM16
64	Ciclo verniciatura / Painting cycle		STD
65	Colore finale / Final colour	RAL	5010
66			
67			
68			
69			
70			
71			
<b>Ausiliari - Auxiliaries</b>			
72	Sonde termiche / Temperature detector	winding	PTC
73	Sonde termiche / Temperature detector	bearing	-
74	Scaldiglie / Heaters	V / W	-
75	Preparation for SPM sensor		-
76	Pressacavi / Cable glands		NO
77			

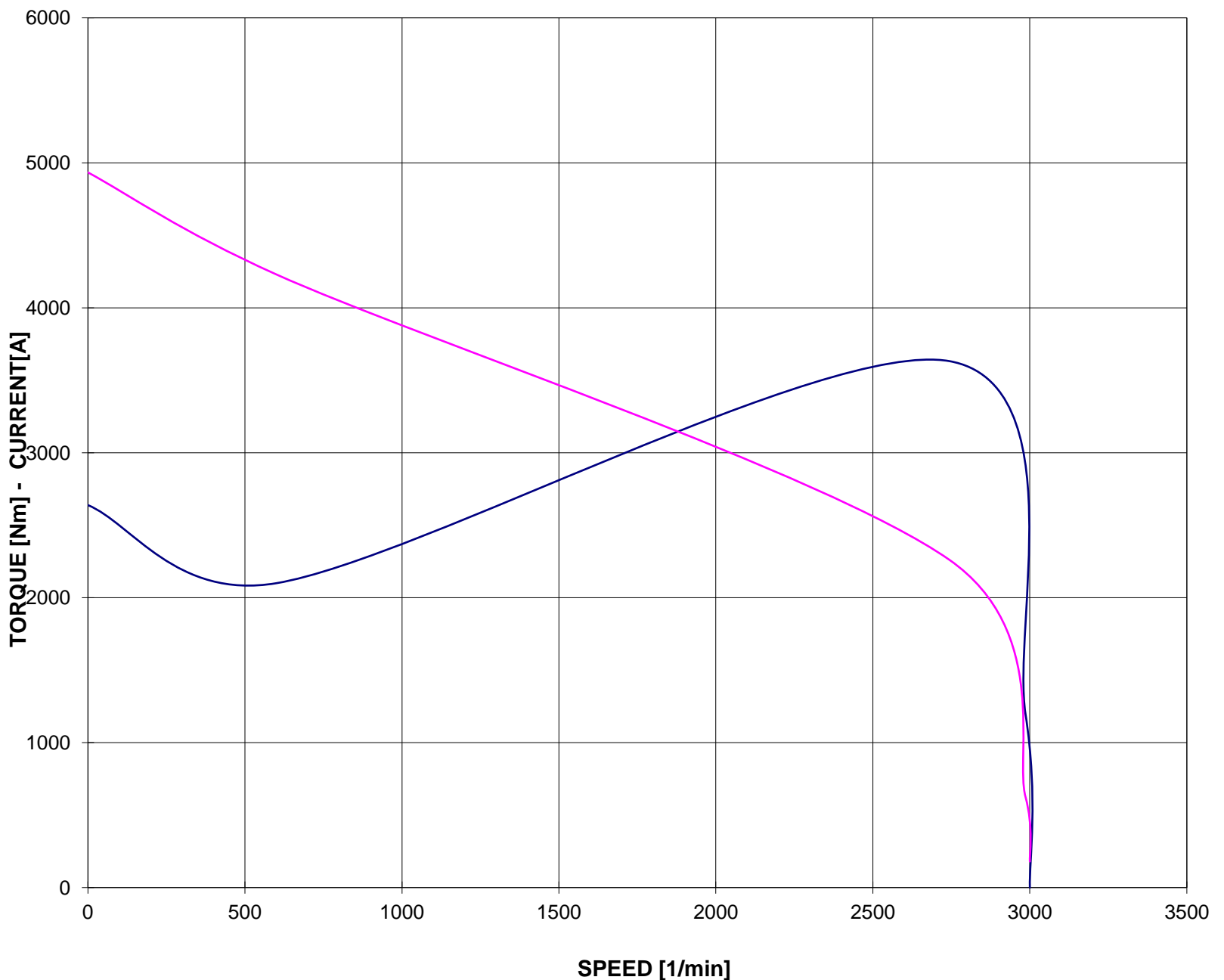
**Documento preliminare - Preliminary data sheet**

**CURVA COPPIA/CORRENTE-GIRI  
TORQUE/CURRENT-SPEED DIAGRAM**

Cliente / Customer -  
 Ordine cliente / Customer order -  
 Impianto / Plant -  
**ITEM** -  
 Conferma ordine / Acknowledgment -  
 Numero di serie / Serial Number -

**Motore / Motor** **TCN 355LC2**  
 Potenza nominale / Rated power 375,00 kW  
 Poli / Pole 2  
 Tensione - Frequenza / Voltage - Frequency 400 - 50 V - Hz  
 Corrente / Rated current 626,78 A  
 Velocità / Speed 2986 rpm  
 Coppia / Torque 1199,35 Nm

— COPPIA - TORQUE — CORRENTE - CURRENT



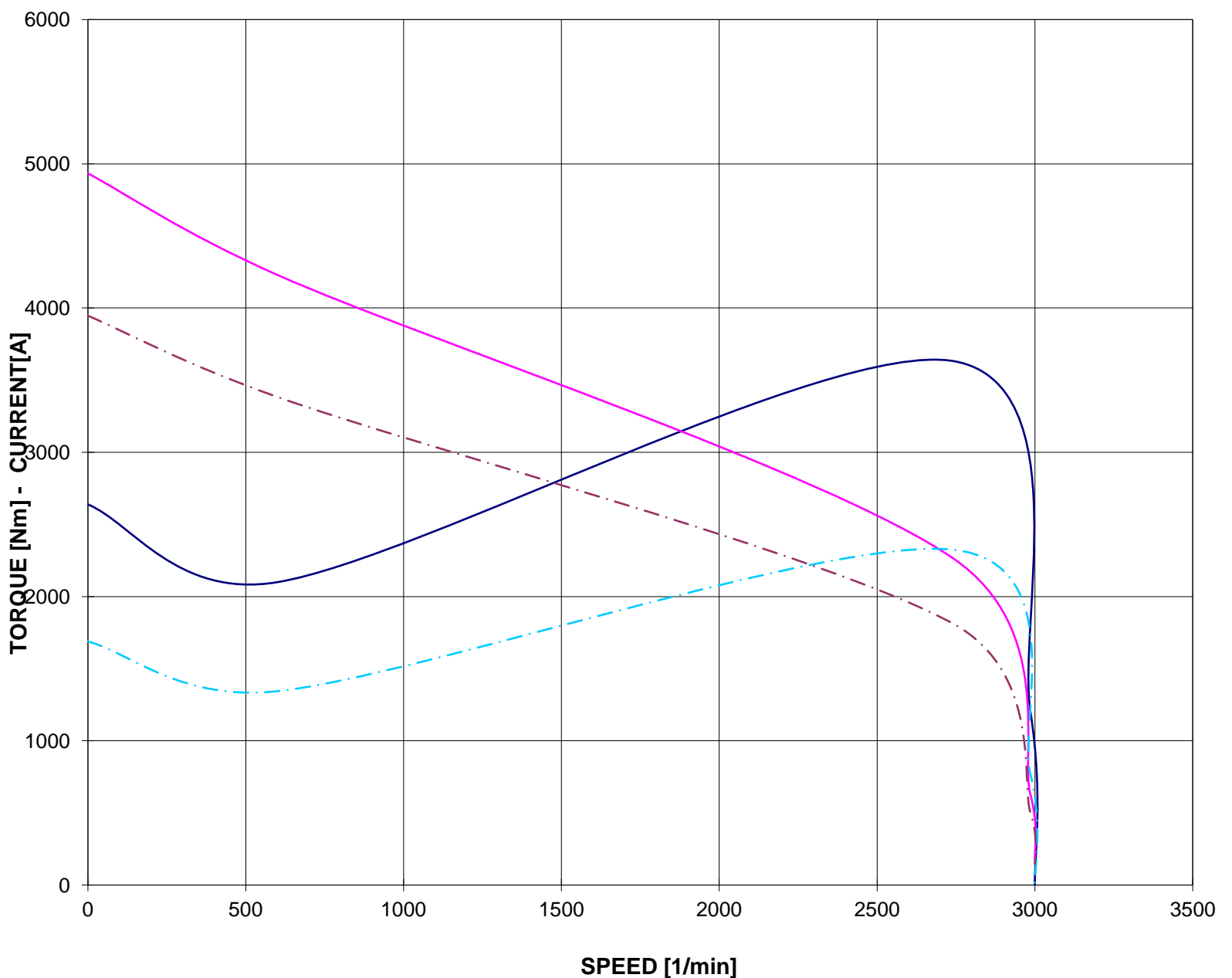
Valori calcolati - Data obtained by calculation method

**CURVA COPPIA/CORRENTE-GIRI (Tensione ridotta)**  
**TORQUE/CURRENT-SPEED DIAGRAM (Reduced voltage)**

Cliente / Customer -  
 Ordine cliente / Customer order -  
 Impianto / Plant -  
**ITEM** -  
 Conferma ordine / Acknowledgment -  
 Numero di serie / Serial Number -

**Motore / Motor** **TCN 355LC2**  
 Potenza nominale / Rated power 375,00 kW  
 Poli / Pole 2  
 Tensione - Frequenza / Voltage - Frequency 400 - 50 V - Hz  
 Corrente / Rated current 626,78 A  
 Velocità / Speed 2986 rpm  
 Coppia / Torque 1199,35 Nm

— COPPIA - TORQUE                      — CORRENTE - CURRENT  
 - - - COPPIA - TORQUE 80% Un       - - - CORRENTE - CURRENT 80% Un



Valori calcolati - Data obtained by calculation method

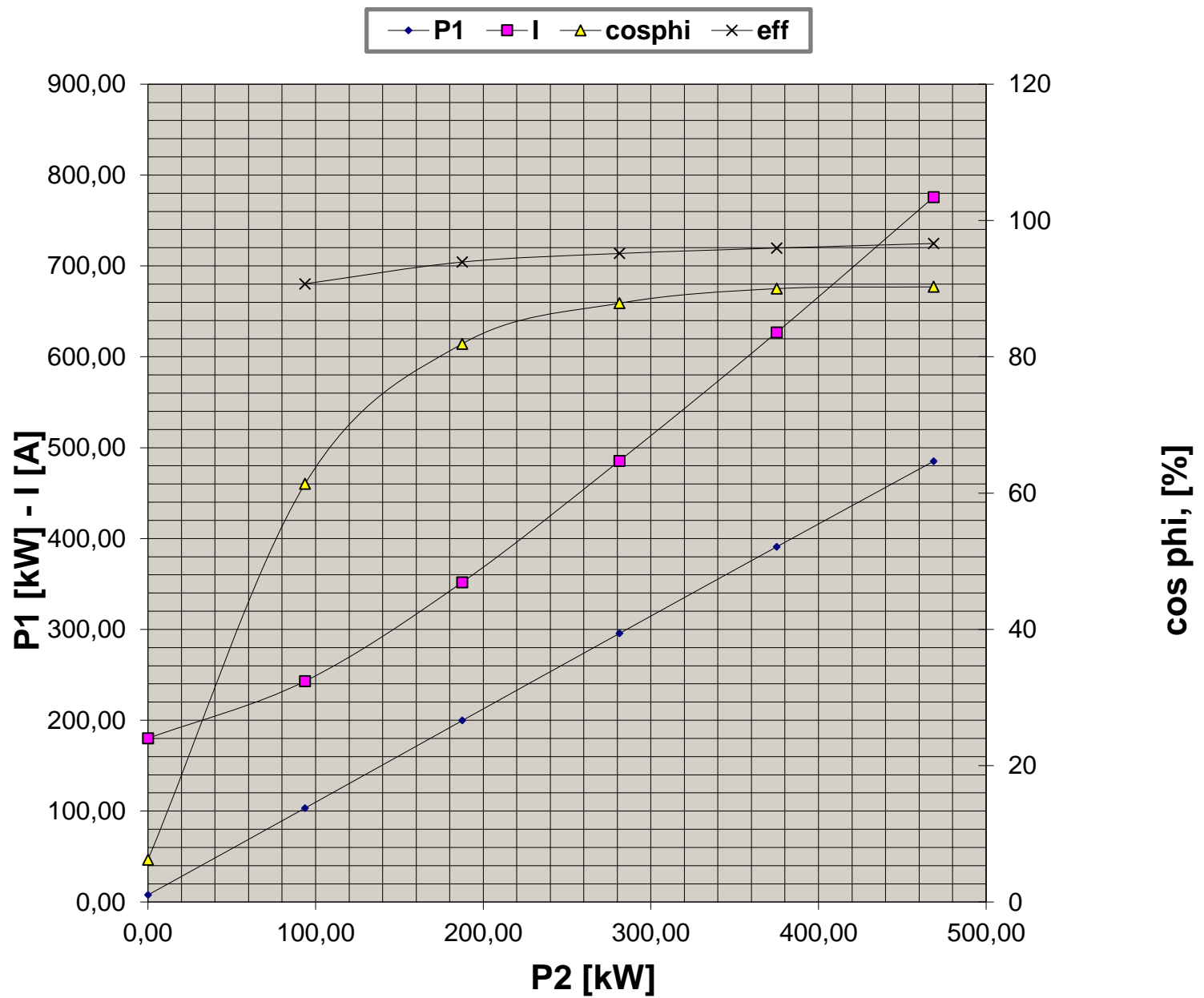


**CURVE CARATTERISTICHE  
PERFORMANCE CURVES**

Cliente / Customer -  
Ordine cliente / Customer order -  
Impianto / Plant -  
**ITEM** -

Conferma ordine / Acknowledgment -  
Numero di serie / Serial Number -

<b>Motore / Motor</b>	<b>TCN 355LC2</b>	
Potenza nominale / Rated power	375,00	kW
Poli / Pole	2	
Tensione - Frequenza / Voltage - Frequency	400 - 50	V - Hz
Corrente / Rated current	626,78	A
Velocità / Speed	2986	rpm
Coppia / Torque	1199,35	Nm

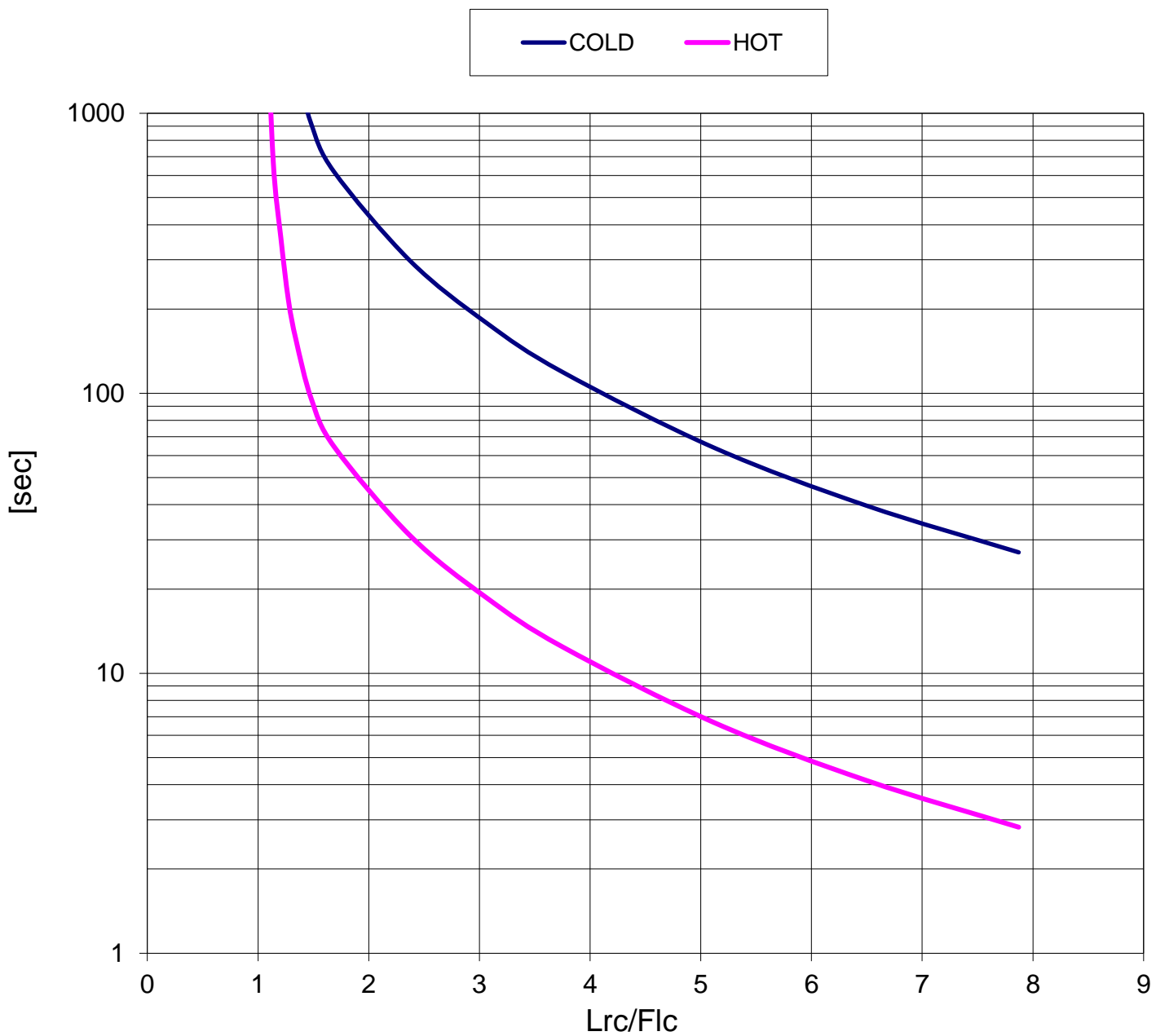


Valori calcolati - Data obtained by calculation method

**CURVA LIMITE CORRENTE TEMPO  
THERMAL WITHSTAND CURVE**

Cliente / Customer -  
 Ordine cliente / Customer order -  
 Impianto / Plant -  
**ITEM** -  
 Conferma ordine / Acknowledgment -  
 Numero di serie / Serial Number -

<b>Motore / Motor</b>	<b>TCN 355LC2</b>	
Potenza nominale / Rated power	375,00	kW
Poli / Pole	2	
Tensione - Frequenza / Voltage - Frequency	400 - 50	V - Hz
Corrente / Rated current	626,78	A
Velocità / Speed	2986	rpm
Coppia / Torque	1199,35	Nm

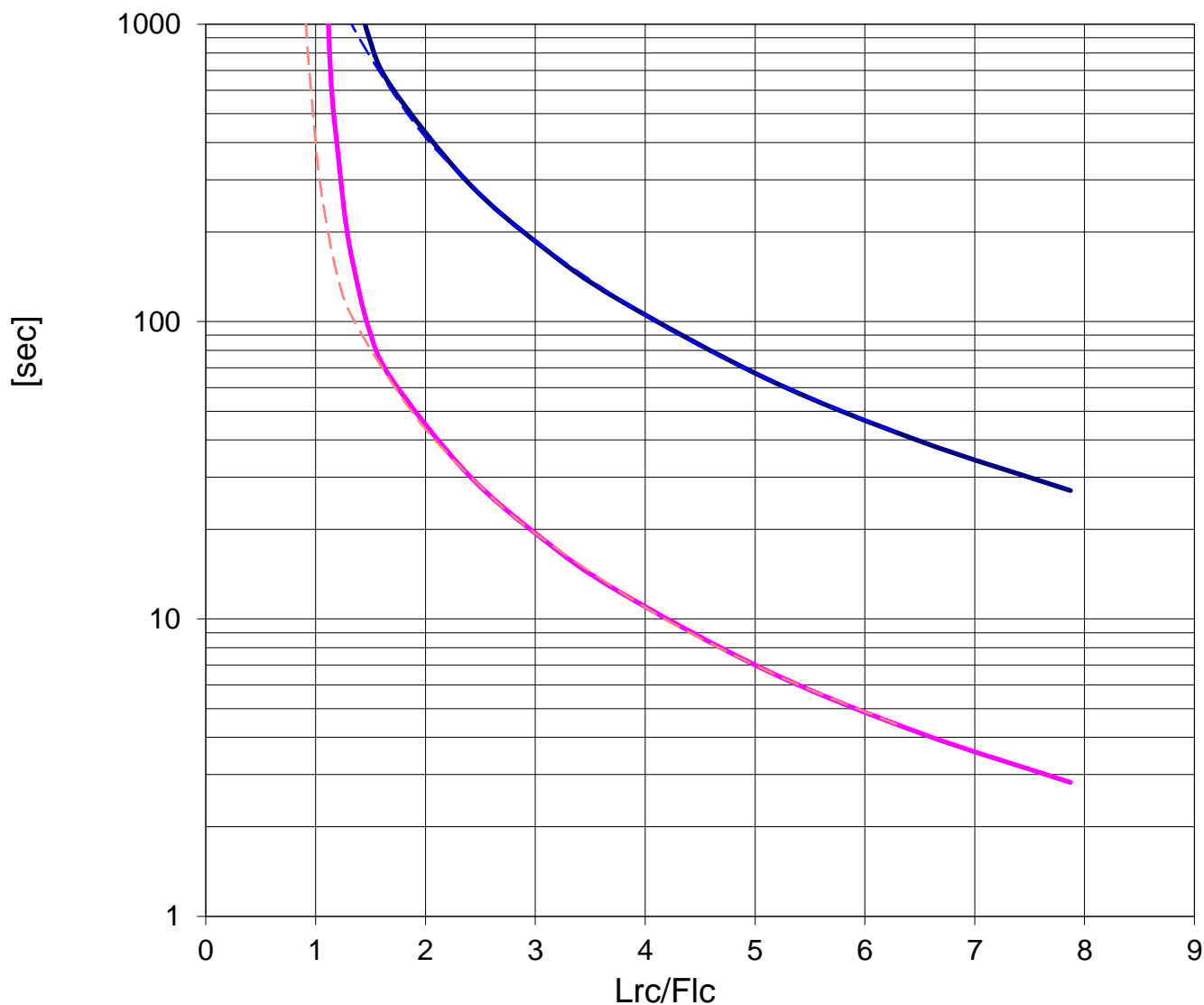
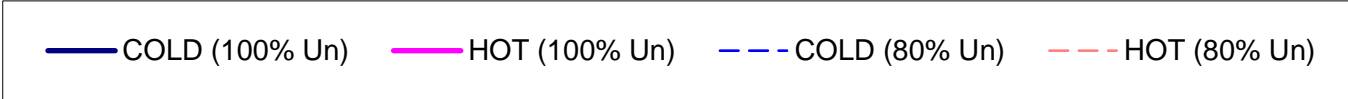


Valori calcolati - Data obtained by calculation method

**CURVA LIMITE CORRENTE TEMPO (Tensione ridotta)**  
**THERMAL WITHSTAND CURVE (Reduced voltage)**

Cliente / Customer -  
 Ordine cliente / Customer order -  
 Impianto / Plant -  
**ITEM** -  
 Conferma ordine / Acknowledgment -  
 Numero di serie / Serial Number -

<b>Motore / Motor</b>	<b>TCN 355LC2</b>	
Potenza nominale / Rated power	375,00	kW
Poli / Pole	2	
Tensione - Frequenza / Voltage - Frequency	400 - 50	V - Hz
Corrente / Rated current	626,78	A
Velocità / Speed	2986	rpm
Coppia / Torque	1199,35	Nm



Valori calcolati - Data obtained by calculation method