

PRODUCT INFORMATION PACKET

Model No: E3TI3002355B35D41100

Catalog No: E3TI3002355B35D41100

Made in Italy TCI Series, General Purpose Low Voltage IEC motor, Safe Area, 355,00 kW, 3 phase,
2986 RPM, D400/Y690V 50Hz, 355LB Frame B35, 2 Poles, IC411



Regal and CEMP are trademarks of Regal Rexnord Corporation or one of its affiliated companies.

©2022 Regal Rexnord Corporation, All Rights Reserved. MC017097E

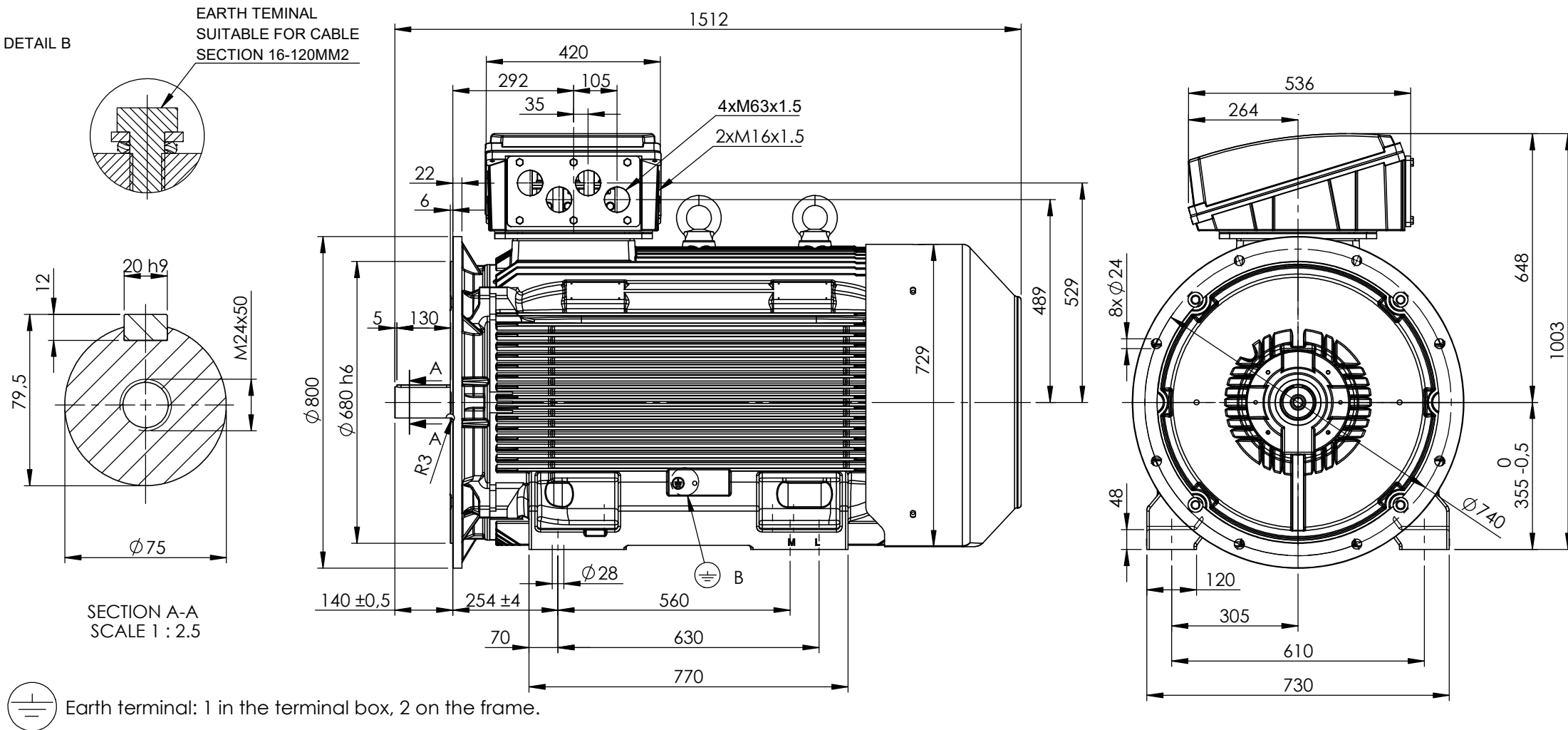
Nameplate Specifications

Output HP	475 Hp	Output KW	355.0 kW
Frequency	50 Hz	Voltage	400/690 V
Current	601.7 A	Speed	2986 rpm
Service Factor	1	Phase	3
Efficiency	95.8 %	Power Factor	0.89
Duty	S1	Insulation Class	F
Frame	355LB	Enclosure	Totally Enclosed Fan Cooled
Ambient Temperature	40 °C	Drive End Bearing Size	6317
Opp Drive End Bearing Size	6317	UL	No
CSA	No	CE	Yes
IP Code	IP55	Number of Speeds	1

Technical Specifications

Electrical Type	Squirrel Cage	Starting Method	Direct On Line
Poles	2	Rotation	Bi-Directional
Mounting	B35	Motor Orientation	Horizontal
Drive End Bearing	C3	Opp Drive End Bearing	C3
Frame Material	Cast Iron	Shaft Type	Keyed
Overall Length	1512.00 mm	Frame Length	1010.00 mm
Shaft Diameter	75.000 mm	Shaft Extension	140 mm
Assembly/Box Mounting	Top		
Connection Drawing	SC-01-T-1v-1a	Outline Drawing	B3A04T8350001D01

This is an uncontrolled document once printed or downloaded and is subject to change without notice. Date Created:12/02/2022



CUSTOMER REFERENCE AND ADDITIONAL INFORMATION:

MOTOR TYPE AND DESCRIPTION:

DRAWING REVISION 2	REVISION BY MT	DATE 14/09/2022
ECO	APPROVED BY LP	DATE 15/09/2022

TOLERANCES (EXCEPT AS NOTED)
TOLERANCES: \pm 2
* TOLERANCES: \pm 0.8

DIMENSIONS ARE IN mm
ACCORDING TO IEC 60072

DRAWN BY TN
DATE 06/12/2021
APPROVED BY LP
DATE 07/12/2021
REFERENCE

REGAL™

cemp

DESCRIPTION
Motor 355 2P TC (M/L) B35

ECO DESCRIPTION

COPYRIGHT CEMP Srl. ALL RIGHTS RESERVED.
PROPRIETARY AND CONFIDENTIAL INFORMATION - THIS DOCUMENT IS THE PROPERTY OF CEMP Srl. ("OWNER") AND CONTAINS OWNER'S PROPRIETARY INFORMATION. ANY PERSON, CORPORATION OR OTHER FIRM RECEIVING IT IS DEEMED, BY RECEIVING IT, TO AGREE THAT IT, AND/OR ANY PART OF IT, SHALL NOT BE DISCLOSED TO ANY PERSON, CORPORATION OR OTHER ENTITY, DUPLICATED, AND/OR USED, EXCEPT AS EXPRESSLY APPROVED IN WRITING IN ADVANCE BY OWNER. THIS DOCUMENT SHALL BE RETURNED TO OWNER UPON REQUEST. IT MAY BE SUBJECT TO CERTAIN RESTRICTIONS UNDER APPLICABLE EXPORT CONTROL LAWS AND REGULATIONS.

SERIAL NUMBER

FIRST ANGLE PROJECTION

SIZE A4	DRAWING NUMBER B3A04T8350001D01	SHEET 1 OF 2
-------------------	---	-----------------

Schema di collegamento - *Connection diagram*
Schemas de branchement - *Schaltplän*
Esquemas de conexión



DTE 01/01/2004
SC - 01 - T - 1v.doc

**Motori trifase una velocità - *Single speed, three phase motors* - Moteurs triphasé une vitesse
Drehstrommotor Eine Drehzahlstufe - Motores trifásico una velocidad**



L1 - L2 - L3 = Linea - *Supply* - Reseau - *Netz* - Red
Per invertire la rotazione invertire due fasi - *To change the rotation reverse two phases* - Pour changer le sens de rotation inverser deux phases - *Zur Drehrichtungsänderung zwei Phasen vertauschen* - Para invertir el sentido de rotación invertir dos fases

Marcatura Morsetti Ausiliari - <i>Additional terminals marking (IEC60034-8)</i>		
Marcatura <i>Marking</i>	No. morsetti <i>terminals</i>	Morsetto ausiliare per: <i>Additional terminal for:</i>
TP1A - TP2A (allarme- <i>warning</i>)	2	Termistori PTC (alta velocità) - <i>Thermistor PTC (high speed) [*]</i>
TP1B - TP2B (allarme- <i>warning</i>)	2	Termistori PTC (bassa velocità) - <i>Thermistor PTC (low speed) [*]</i>
R1 - R2 - R3 (I sensore - <i>sensor</i>)	3	
R4 - R5 - R6 (II sensore - <i>sensor</i>)	3	Termistore PT100 3 fili - <i>Thermistor PT 100 with 3 wires</i>
R7 - R8 - R9 (III sensore - <i>sensor</i>)	3	
R11 - R12 - R13 (anteriore - <i>DE</i>)	3	
R21 - R22 - R23 (posteriore - <i>NDE</i>)	3	Termistore PT100 su cuscinetto - <i>Thermistor PT 100 on bearing</i>
TB1 - TB2 (allarme- <i>warning</i>)	2	Protettore bimetallico normalmente chiuso -
TB3 - TB4 (intervento- <i>switch off</i>)	2	<i>Normally closed bi-metallic switch (**)</i>
TB8 - TB9 (intervento- <i>switch off</i>)	2	Protettore bimetallico del freno normalmente chiuso -
		<i>NC brake bi-metallic switch (**)</i>
TM1 - TM2 (allarme- <i>warning</i>)	2	Protettore bimetallico normalmente aperto -
TM3 - TM4 (intervento- <i>switch off</i>)	2	<i>Normally open bi-metallic switch (**)</i>
HE1- HE2	2	Resistenze riscaldanti - <i>Space heaters</i>
U1 - U2	2	Ventilazione ausiliaria monofase - <i>Single phase forced ventilation</i>
U - V - W	2	Ventilazione ausiliaria trifase - <i>Three phase forced ventilation</i>
colori secondo schema del produttore - <i>colours according manufacturer</i>	9	Encoder
CA1 - CA2	2	Condensatore - <i>Capacitor</i>
PE	1	Conduttore di terra - <i>Earth cable</i>

[*] U nominale - *U rated* = 6V - max 30V(**) U nominale - *U rated* = 250V

FOGLIO DATI PER MOTORI ELETTRICI ASINCRONI TRIFASI : SERIE IEC
DATA SHEET FOR ASYNCHRONOUS THREEPHASE INDUCTION MOTORS: IEC SERIES

Cliente / Customer	-
Ordine cliente / Customer order	-
Item	-

Conferma ordine / Acknowledgment	N° -
Impianto / Plant	-

DATI DI PROGETTO - DESIGN DATA

Modo di protezione		Motore / Frame
Type of protection		Scatola morsetti / Terminal box
Tem. Amb. Min. / Min Amb.Temp.	-20 °C	
Umidità relativa / Relative humidity	90%	
Tensione nominale / Rated Voltage	400 V +/- 10%	

	IP55
	IP55
Tem. Amb. Max. / Max Amb. Temp.	40 °C
Altitudine / Altitude	< 1000 mslm / masl
Frequenza / Frequency	50 Hz +/- 3%

DATI FUNZIONALI E COSTRUTTIVI - PERFORMANCE AND CONSTRUCTION DATA

1	Quantità / Quantity		01
2	Motore tipo / Motor type		TCI 355LB2
3	Numero di serie / Serial Number		
4	Forma costruttiva / Shape		B35
5			
6			
Dati nominali / Rated data			
7	Poli / Pole	n°	2
8	Potenza nominale / Rated power	kW	355,00
9	Corrente nominale / Rated current	A	601,68
10	Velocità nominale / Full Load speed	1/min	2986
11	Collegamento / Winding connection		D
12	Isolamento / Insulation class		F
13	Sovratemperatura / Temperature rise		DT80K
14	Raffreddamento / Cooling type		IC411
15	Fattore di servizio / Service factor		1
16			
17	Classe di rendimento / Efficiency level	IEC 34-30	IE3
Performances elettriche / Electrical performances			
	Carico / Load	4/4	3/4
		2/4	
18	Giri / Speed	1/min	2986
19	Corr. / Curr.	A	601,68
20	Rend / Eff	%	95,8
21	cos φ	-	0,89
Performances all'avviamento / Starting performances			
22	Ia/In - LRC/FLC	%	825
23	Cosphi a rotore bloccato / LR power factor		0,35
	Tempo a rotore bloccato / LRWT		
24	100% Un (A caldo / Warm)	sec	3
25	(A freddo / Cold)	sec	27
26	80% Un (A caldo / Warm)	sec	4
27	(A freddo / Cold)	sec	42
	Tempo di avviamento ammissibile / ART		
28	100% Un	sec	24
29	80% Un	sec	37
Curva di coppia / Speed-torque values			
30	Coppia nominale / Rated Torque	Nm	1135,38
31	Ca/Cn - LRT/FLT	%	220
32	Cmax/Cn - BDT/FLT	%	320
33			
34			
35			
Varie / Other			
36			
37			
38			
39			

Servizio / Duty			
40	Servizio / Duty type	-	S1
41	Intermittenza / Cyclic duration factor	-	-
42	Avviamenti-ora / Starting-hour	-	-
43	Tempo ciclo / Time		-
Cuscinetti / Bearings			
44	Cuscinetto ant / DE bearing	-	6317 C3
45	Cuscinetto post / NDE bearing	-	6317 C3
46	Carico radiale max / Max radial load in X1	N	5507
47	Carico assiale max / Max axial load	N	3621
48	Tipo grasso / Grease type		LGHP2 SKF or equivalent
49	Intervallo lubrificazione / Lubrication	h	1000
50	Quantità grasso / Quantity grease	gr	38
Caratteristiche meccaniche / mechanical specification			
51	Massa / Mass	kg	1180
52	Momento d'inerzia / Moment of inertia	kgm2	2,9086
53	Rumore a vuoto / Noise at no load (1 m)	Lp dB(A)	90
54	Vibrazioni / Vibration level	IEC 34-14	A
55	Limite norma / Vibration limit	mm/sec	2,80
56			
57			
Dati entrata cavi - verniciatura / Cable entry and painting			
63	Entrata cavi / Cable entry	IEC 60423	4xM63+1xM16
64	Ciclo verniciatura / Painting cycle		STD
65	Colore finale / Final colour	RAL	5010
66			
67			
68			
69			
70			
71			
Ausiliari - Auxiliaries			
72	Sonde termiche / Temperature detector	winding	PTC
73	Sonde termiche / Temperature detector	bearing	-
74	Scaldiglie / Heaters	V / W	-
75	Preparation for SPM sensor		-
76	Pressacavi / Cable glands		NO
77			

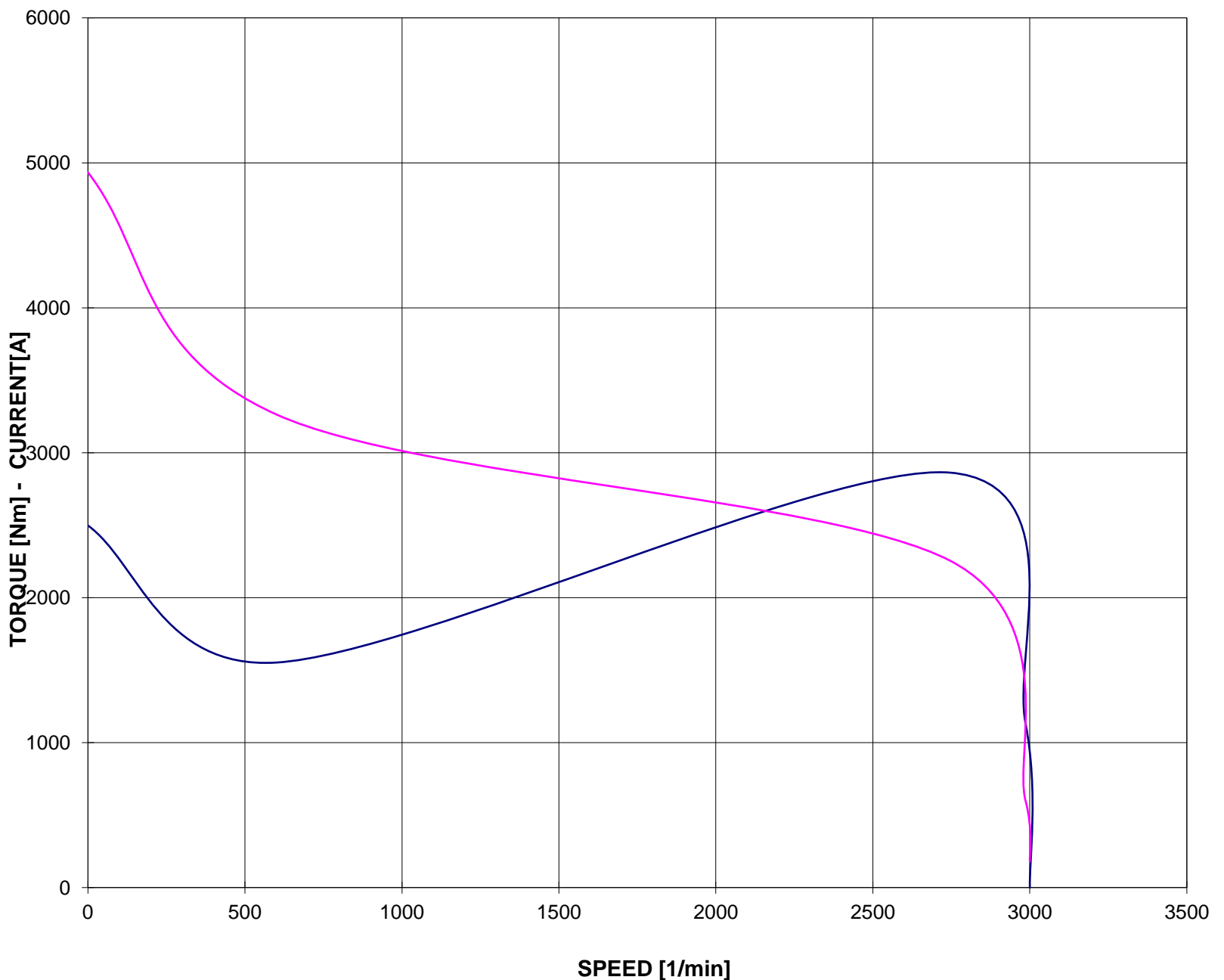
Documento preliminare - Preliminary data sheet

**CURVA COPPIA/CORRENTE-GIRI
TORQUE/CURRENT-SPEED DIAGRAM**

Cliente / Customer -
 Ordine cliente / Customer order -
 Impianto / Plant -
ITEM -
 Conferma ordine / Acknowledgment -
 Numero di serie / Serial Number -

Motore / Motor **TCI 355LB2**
 Potenza nominale / Rated power 355,00 kW
 Poli / Pole 2
 Tensione - Frequenza / Voltage - Frequency 400 - 50 V - Hz
 Corrente / Rated current 601,68 A
 Velocità / Speed 2986 rpm
 Coppia / Torque 1135,38 Nm

— COPPIA - TORQUE — CORRENTE - CURRENT



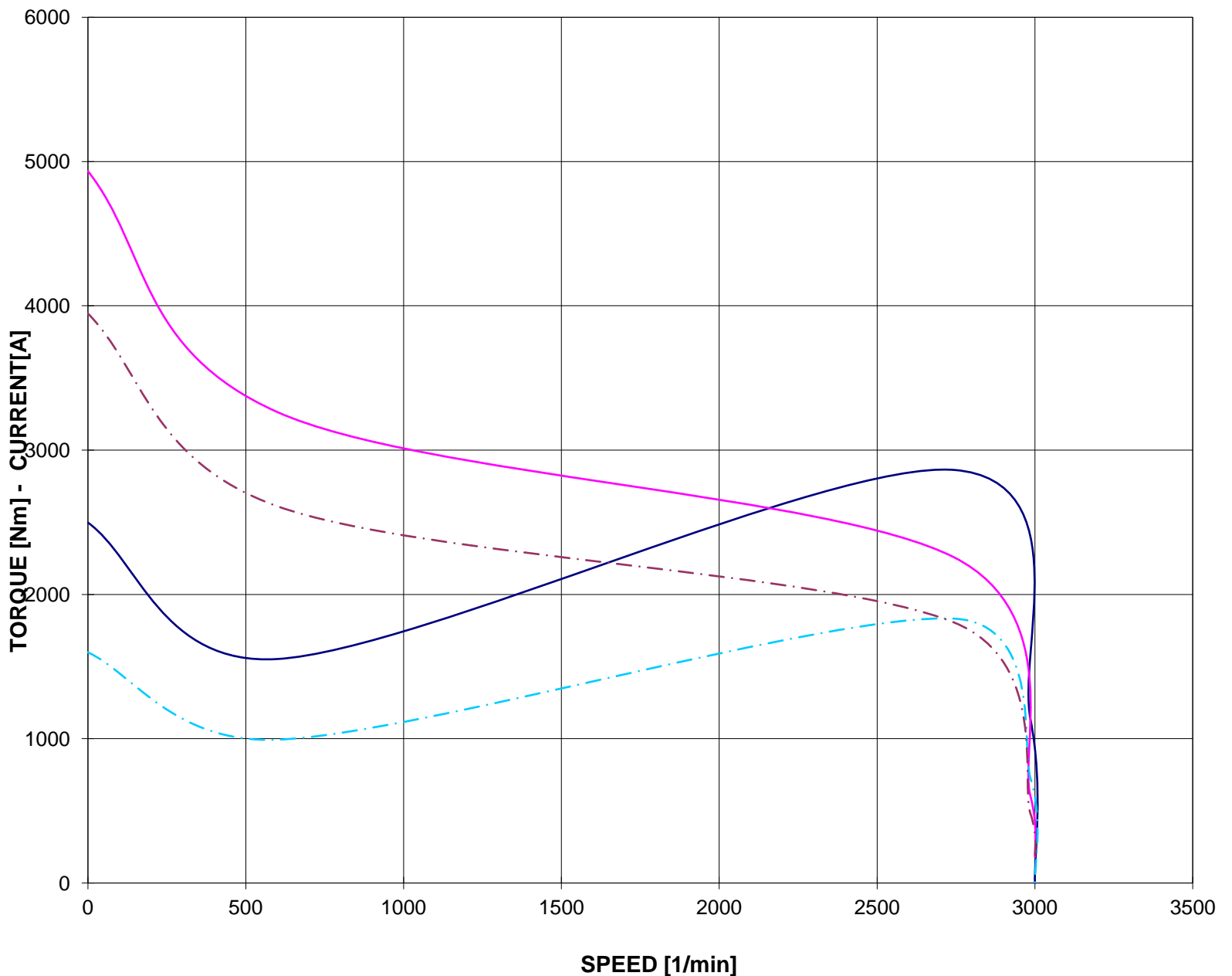
Valori calcolati - Data obtained by calculation method

CURVA COPPIA/CORRENTE-GIRI (Tensione ridotta)
TORQUE/CURRENT-SPEED DIAGRAM (Reduced voltage)

Cliente / Customer -
 Ordine cliente / Customer order -
 Impianto / Plant -
ITEM -
 Conferma ordine / Acknowledgment -
 Numero di serie / Serial Number -

Motore / Motor **TCI 355LB2**
 Potenza nominale / Rated power 355,00 kW
 Poli / Pole 2
 Tensione - Frequenza / Voltage - Frequency 400 - 50 V - Hz
 Corrente / Rated current 601,68 A
 Velocità / Speed 2986 rpm
 Coppia / Torque 1135,38 Nm

— COPPIA - TORQUE — CORRENTE - CURRENT
 - - - COPPIA - TORQUE 80% Un - - - CORRENTE - CURRENT 80% Un



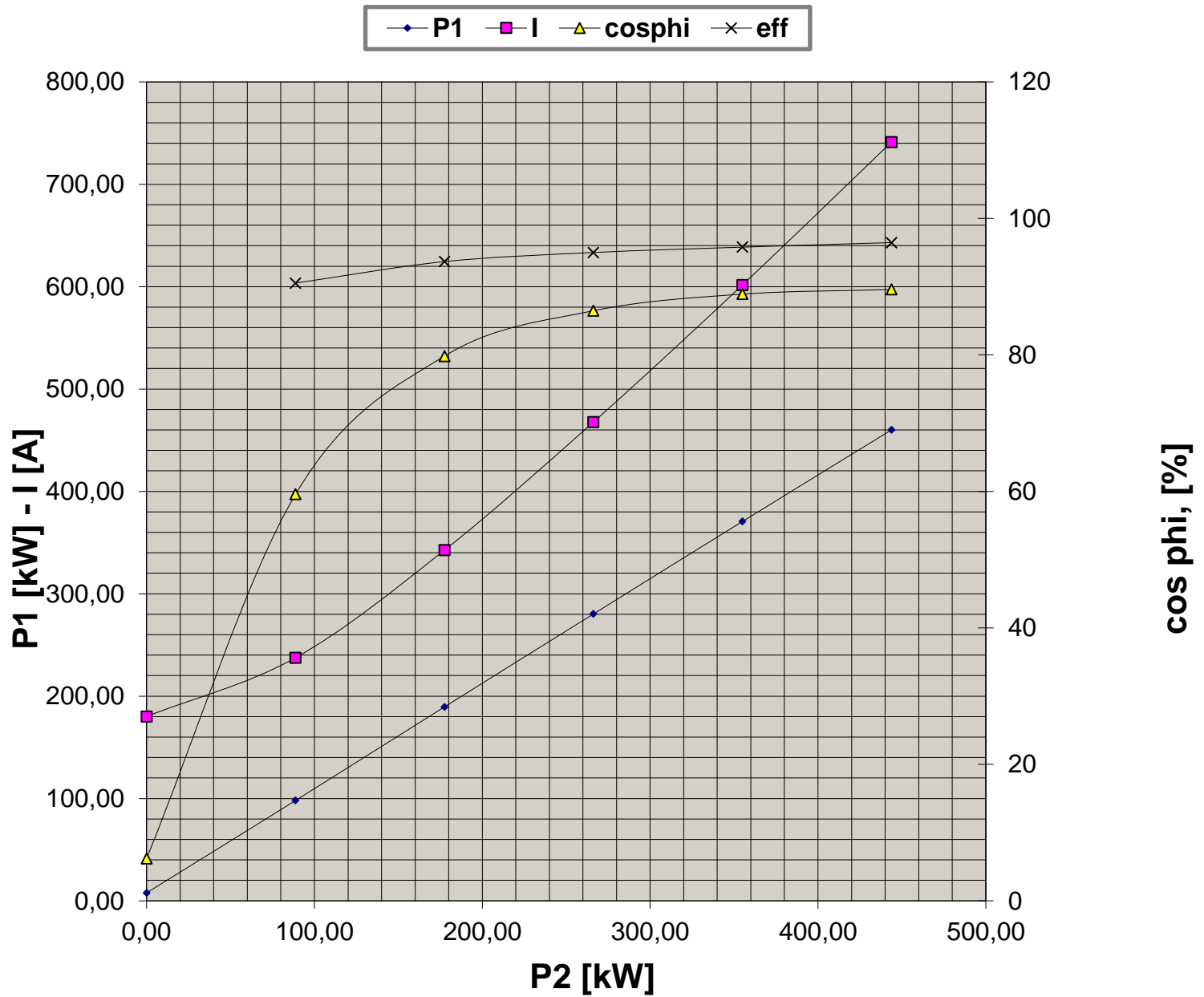
Valori calcolati - Data obtained by calculation method

**CURVE CARATTERISTICHE
PERFORMANCE CURVES**

Cliente / Customer -
Ordine cliente / Customer order -
Impianto / Plant -
ITEM -

Conferma ordine / Acknowledgment -
Numero di serie / Serial Number -

Motore / Motor	TCI 355LB2	
Potenza nominale / Rated power	355,00	kW
Poli / Pole	2	
Tensione - Frequenza / Voltage - Frequency	400 - 50	V - Hz
Corrente / Rated current	601,68	A
Velocità / Speed	2986	rpm
Coppia / Torque	1135,38	Nm

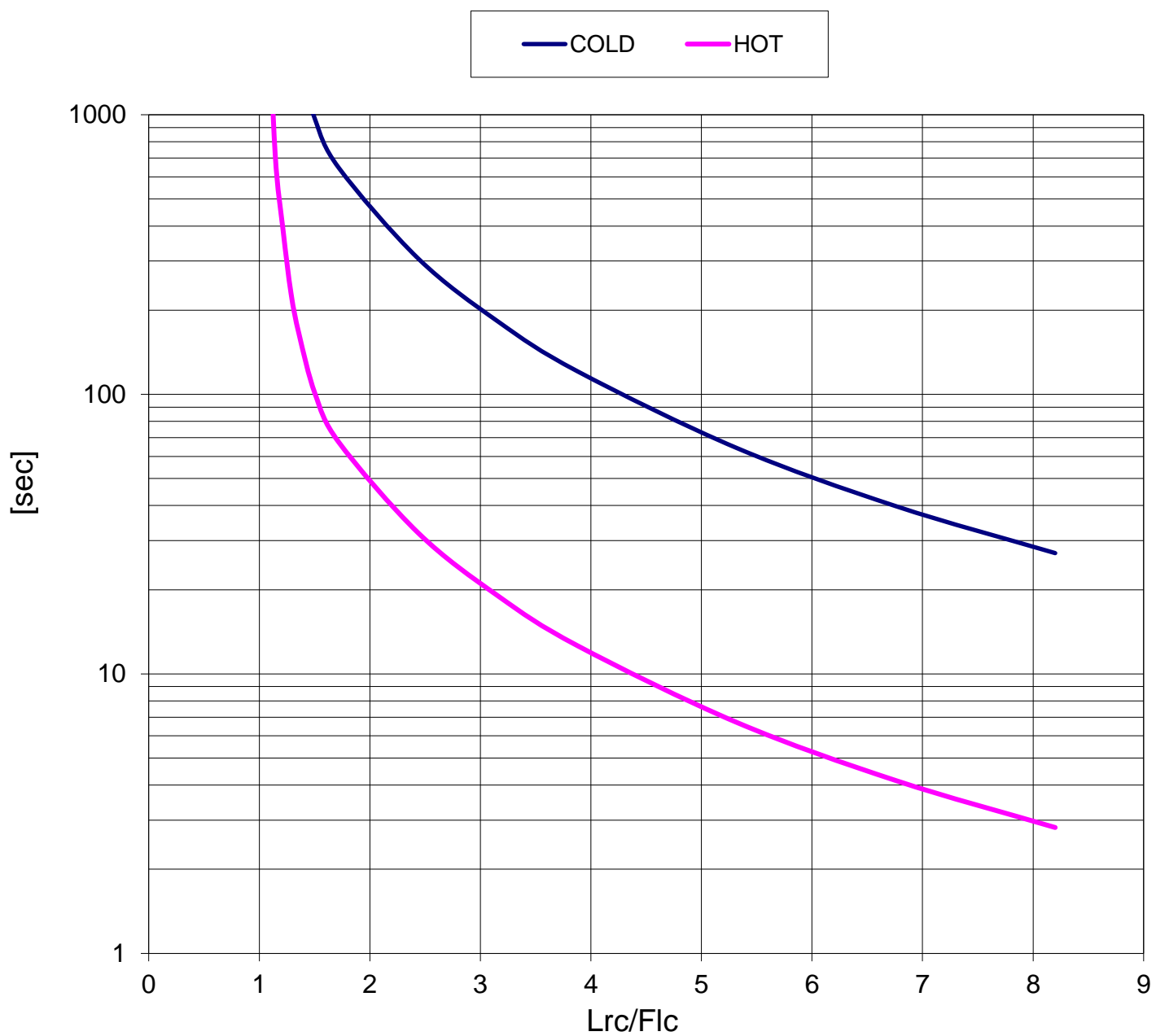


Valori calcolati - Data obtained by calculation method

**CURVA LIMITE CORRENTE TEMPO
THERMAL WITHSTAND CURVE**

Cliente / Customer -
 Ordine cliente / Customer order -
 Impianto / Plant -
ITEM -
 Conferma ordine / Acknowledgment -
 Numero di serie / Serial Number -

Motore / Motor	TCI 355LB2	
Potenza nominale / Rated power	355,00	kW
Poli / Pole	2	
Tensione - Frequenza / Voltage - Frequency	400 - 50	V - Hz
Corrente / Rated current	601,68	A
Velocità / Speed	2986	rpm
Coppia / Torque	1135,38	Nm

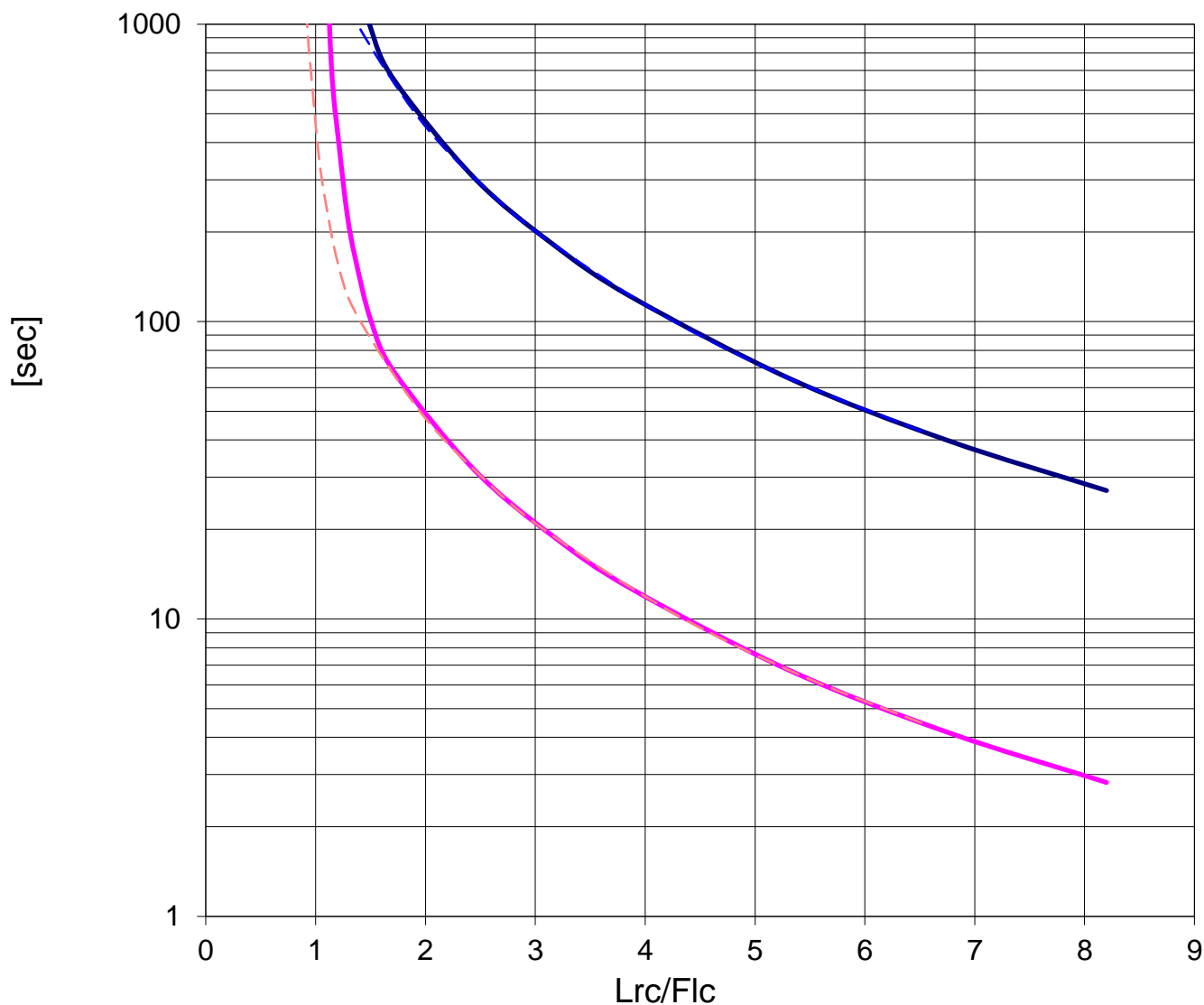



Valori calcolati - Data obtained by calculation method

CURVA LIMITE CORRENTE TEMPO (Tensione ridotta)
THERMAL WITHSTAND CURVE (Reduced voltage)

Cliente / Customer -
 Ordine cliente / Customer order -
 Impianto / Plant -
ITEM -
 Conferma ordine / Acknowledgment -
 Numero di serie / Serial Number -

Motore / Motor	TCI 355LB2	
Potenza nominale / Rated power	355,00	kW
Poli / Pole	2	
Tensione - Frequenza / Voltage - Frequency	400 - 50	V - Hz
Corrente / Rated current	601,68	A
Velocità / Speed	2986	rpm
Coppia / Torque	1135,38	Nm



Valori calcolati - Data obtained by calculation method