

PRODUCT INFORMATION PACKET

Model No: E3AC3006223B35D41100

Catalog No: E3AC3006223B35D41100

Made in Italy E3AC30 Series, General Purpose Low Voltage IEC motor IE3, Flameproof, 30,00kW,
3 phase, 987 RPM, D400/Y690V 50Hz, 225SM Frame B35, 6 Poles, IC411



Regal and CEMP are trademarks of Regal Rexnord Corporation or one of its affiliated companies.

©2023 Regal Rexnord Corporation, All Rights Reserved. MC017097E

Nameplate Specifications

Phase	3	Output HP	40.0 Hp
Output KW	30.0 kW	Voltage	400/690 V
Speed	987 rpm	Service Factor	1
Frame	225SM	Enclosure	Totally Enclosed Fan Cooled
Efficiency	92.9 %	Ambient Temperature	40 °C
Frequency	50 Hz	Power Factor	0.83
Duty	S1	Insulation Class	F
Drive End Bearing Size	6313	Opp Drive End Bearing Size	6313
UL	No	CSA	No
CE	Yes	IP Code	IP55
Number of Speeds	1		

Technical Specifications

Electrical Type	Squirrel Cage	Starting Method	Direct On Line
Poles	6	Rotation	Bi-Directional
Mounting	B35	Motor Orientation	Horizontal
Drive End Bearing	Zz C3	Opp Drive End Bearing	Zz C3
Frame Material	Cast Iron	Shaft Type	Keyed
Overall Length	1071.00 mm	Frame Length	480.00 mm
Shaft Diameter	60.000 mm	Shaft Extension	140 mm
Assembly/Box Mounting	Top		
Outline Drawing	B3A04E8225021D01	Connection Drawing	SC-01-T-1v-1a

This is an uncontrolled document once printed or downloaded and is subject to change without notice. Date Created:10/10/2023

Schema di collegamento - *Connection diagram*
Schemas de branchement - *Schaltplän*
Esquemas de conexión



DTE 01/01/2004
SC - 01 - T - 1v.doc

**Motori trifase una velocità - *Single speed, three phase motors* - Moteurs triphasé une vitesse
Drehstrommotor Eine Drehzahlstufe - Motores trifásico una velocidad**



L1 - L2 - L3 = Linea - *Supply* - Reseau - *Netz* - Red
Per invertire la rotazione invertire due fasi - *To change the rotation reverse two phases* - Pour changer le sens de rotation inverser deux phases - *Zur Drehrichtungsänderung zwei Phasen vertauschen* - Para invertir el sentido de rotación invertir dos fases

Marcatura Morsetti Ausiliari - <i>Additional terminals marking (IEC60034-8)</i>		
Marcatura <i>Marking</i>	No. morsetti <i>terminals</i>	Morsetto ausiliare per: <i>Additional terminal for:</i>
TP1A - TP2A (allarme- <i>warning</i>)	2	Termistori PTC (alta velocità) - <i>Thermistor PTC (high speed) [*]</i>
TP1B - TP2B (allarme- <i>warning</i>)	2	Termistori PTC (bassa velocità) - <i>Thermistor PTC (low speed) [*]</i>
R1 - R2 - R3 (I sensore - <i>sensor</i>)	3	
R4 - R5 - R6 (II sensore - <i>sensor</i>)	3	Termistore PT100 3 fili - <i>Thermistor PT 100 with 3 wires</i>
R7 - R8 - R9 (III sensore - <i>sensor</i>)	3	
R11 - R12 - R13 (anteriore - <i>DE</i>)	3	
R21 - R22 - R23 (posteriore - <i>NDE</i>)	3	Termistore PT100 su cuscinetto - <i>Thermistor PT 100 on bearing</i>
TB1 - TB2 (allarme- <i>warning</i>)	2	Protettore bimetallico normalmente chiuso -
TB3 - TB4 (intervento- <i>switch off</i>)	2	<i>Normally closed bi-metallic switch (**)</i>
TB8 - TB9 (intervento- <i>switch off</i>)	2	Protettore bimetallico del freno normalmente chiuso -
		<i>NC brake bi-metallic switch (**)</i>
TM1 - TM2 (allarme- <i>warning</i>)	2	Protettore bimetallico normalmente aperto -
TM3 - TM4 (intervento- <i>switch off</i>)	2	<i>Normally open bi-metallic switch (**)</i>
HE1- HE2	2	Resistenze riscaldanti - <i>Space heaters</i>
U1 - U2	2	Ventilazione ausiliaria monofase - <i>Single phase forced ventilation</i>
U - V - W	2	Ventilazione ausiliaria trifase - <i>Three phase forced ventilation</i>
colori secondo schema del produttore - <i>colours according manufacturer</i>	9	Encoder
CA1 - CA2	2	Condensatore - <i>Capacitor</i>
PE	1	Conduttore di terra - <i>Earth cable</i>

[*] U nominale - *U rated* = 6V - max 30V(**) U nominale - *U rated* = 250V

FOGLIO DATI PER MOTORI ELETTRICI ASINCRONI TRIFASI : SERIE IEC
DATA SHEET FOR ASYNCHRONOUS THREEPHASE INDUCTION MOTORS: IEC SERIES

Cliente / Customer
Ordine cliente / Customer order
Item

Conferma ordine / Acknowledgment : N° -
Impianto / Plant -

DATI DI PROGETTO - DESIGN DATA

Modo di protezione	II2G	Motore / Frame
Type of protection		Scatola morsetti / Terminal box
Tem. Amb. Min. / Min Amb.Temp.	-20 °C	
Umidità relativa / Relative humidity	90%	
Tensione nominale / Rated Voltage	400 V ± 5%	

Ex-db IIC T4 Gb	IP55
Ex-db IIC Gb	IP55
Tem. Amb. Max. / Max Amb. Temp.	40 °C
Altitudine / Altitude	< 1000 mslm / masl
Frequenza / Frequency	50 Hz ± 2%

DATI FUNZIONALI E COSTRUTTIVI - PERFORMANCE AND CONSTRUCTION DATA

1	Quantità / Quantity		01		
2	Motore tipo / Motor type		E3AC30 225SM 6		
3	Numero di serie / Serial Number		-		
4	Forma costruttiva / Shape		B35		
5	Certificato / Certificate	TÜV CY	17 ATEX 0205845 X		
6	Altro certificato / Other certificate				
Dati nominali / Rated data					
7	Poli / Pole	n°	6		
8	Potenza nominale / Rated power	kW	30,00		
9	Corrente nominale / Rated current	A	55,89		
10	Velocità nominale / Full Load speed	1/min	987		
11	Collegamento / Winding connection		D		
12	Isolamento / Insulation class		F		
13	Sovratemperatura / Temperature rise		80K		
14	Raffreddamento / Cooling type		IC411		
15	Fattore di servizio / Service factor		1		
16					
17	Classe di rendimento / Efficiency level	IEC 34-30	IE3		
Performances elettriche / Electrical performances					
Carico / Load		4/4	3/4	2/4	
18	Giri / Speed	1/min	987	990	994
19	Corr. / Curr.	A	55,89	44,85	35,16
20	Rend / Eff	%	92,9	93,0	92,2
21	cos φ	-	0,83	0,78	0,67
Performances all'avviamento / Starting performances					
22	Ia/In - LRC/FLC	%	680		
23	Cosphi a rotore bloccato / LR power factor		0,44		
Tempo a rotore bloccato / LRWT					
24	100% Un (A caldo / Warm)	sec	10		
25	(A freddo / Cold)	sec	22		
26	80% Un (A caldo / Warm)	sec	15		
27	(A freddo / Cold)	sec	35		
Tempo di avviamento ammissibile / ART					
28	100% Un	sec	19		
29	80% Un	sec	30		
Curva di coppia / Speed-torque values					
30	Coppia nominale / Rated Torque	Nm	290,28		
31	Ca/Cn - LRT/FLT	%	215		
32	Cmax/Cn - BDT/FLT	%	280		
33					
34					
35					
Varie / Other					
36					
37					
38					
39					

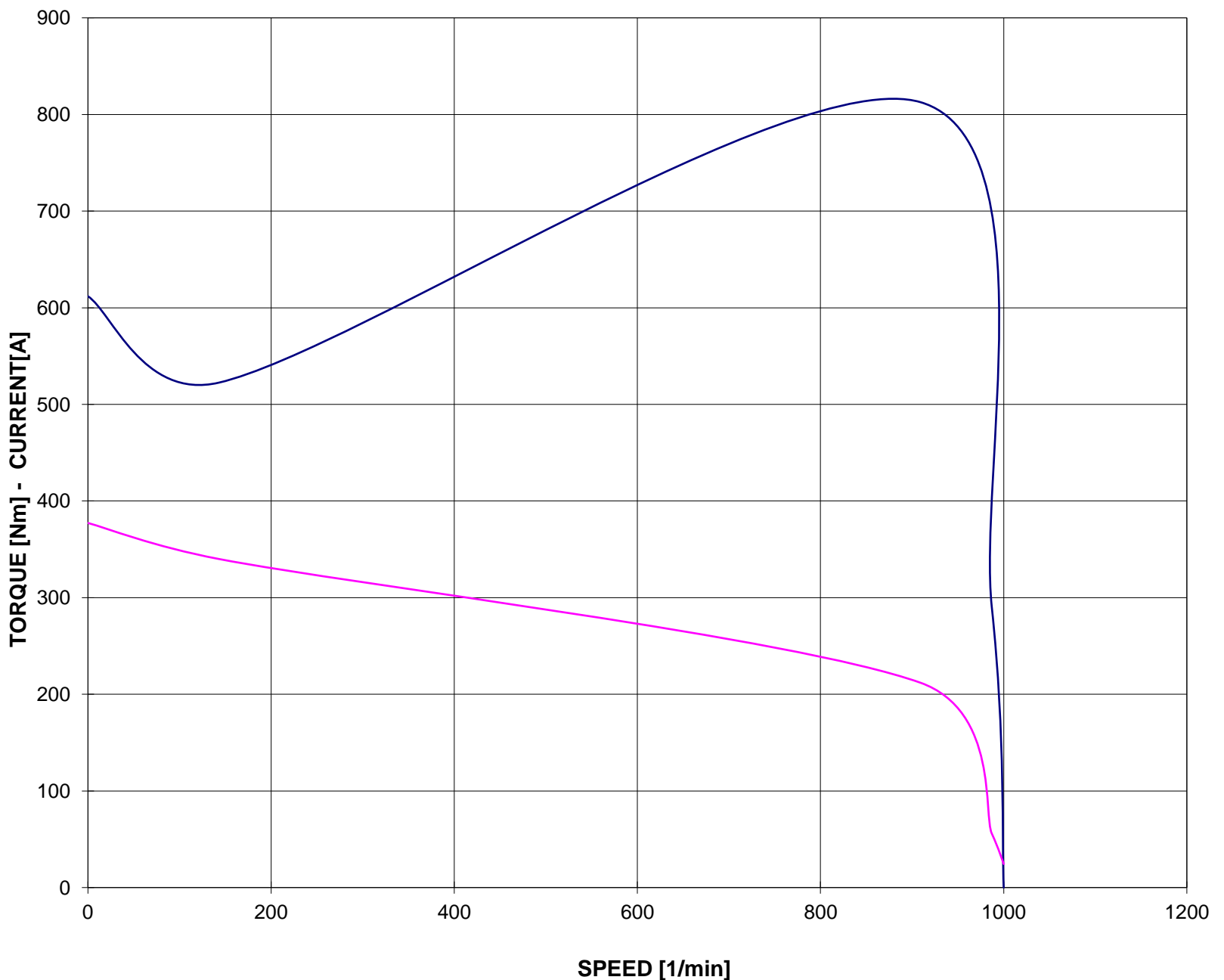
Servizio / Duty			
40	Servizio / Duty type	-	S1
41	Intermittenza / Cyclic duration factor	-	-
42	Avviamenti-ora / Starting-hour	-	-
43	Tempo ciclo / Time		-
Cuscinetti / Bearings			
44	Cuscinetto ant / DE bearing	-	6313 ZZ C3
45	Cuscinetto post / NDE bearing	-	6313 ZZ C3
46	Carico radiale max / Max radial load in X1	N	5650
47	Carico assiale max / Max axial load	N	1600
48	Tipo grasso / Grease type		LGHP2 SKF or equivalent
49	Intervallo lubrificazione / Lubrication	h	-
50	Quantità grasso / Quantity grease	gr	-
Caratteristiche meccaniche / mechanical specification			
51	Massa / Mass	kg	504,6
52	Momento d'inerzia / Moment of inertia	kgm2	0,8966
53	Rumore a vuoto / Noise at no load (1 m)	Lp dB(A)	70
54	Vibrazioni / Vibration level	IEC 34-14	A
55	Limite norma / Vibration limit	mm/sec	2,20
56			
57			
58			
59			
60			
61			
62			
Dati entrata cavi - verniciatura / Cable entry and painting			
63	Entrata cavi / Cable entry		2xM40
64	Ciclo verniciatura / Painting cycle		STD
65	Colore finale / Final colour	RAL	5010
66			
67			
68			
69			
70			
71			
Ausiliari - Auxiliaries			
72	Sonde termiche / Temperature detector	winding	-
73	Sonde termiche / Temperature detector	bearing	-
74	Scaldiglie / Heaters	V / W	-
75	Preparation for SPM sensor		-
76	Pressacavi / Cable glands		NO
77			

**CURVA COPPIA/CORRENTE-GIRI
TORQUE/CURRENT-SPEED DIAGRAM**

Cliente / Customer -
 Ordine cliente / Customer order -
 Impianto / Plant -
ITEM -
 Conferma ordine / Acknowledgment -
 Numero di serie / Serial Number -

Motore / Motor **E3AC30 225SM 6**
 Potenza nominale / Rated power 30,00 kW
 Poli / Pole 6
 Tensione - Frequenza / Voltage - Frequency 400 - 50 V - Hz
 Corrente / Rated current 55,89 A
 Velocità / Speed 987 rpm
 Coppia / Torque 290,28 Nm

— COPPIA - TORQUE — CORRENTE - CURRENT



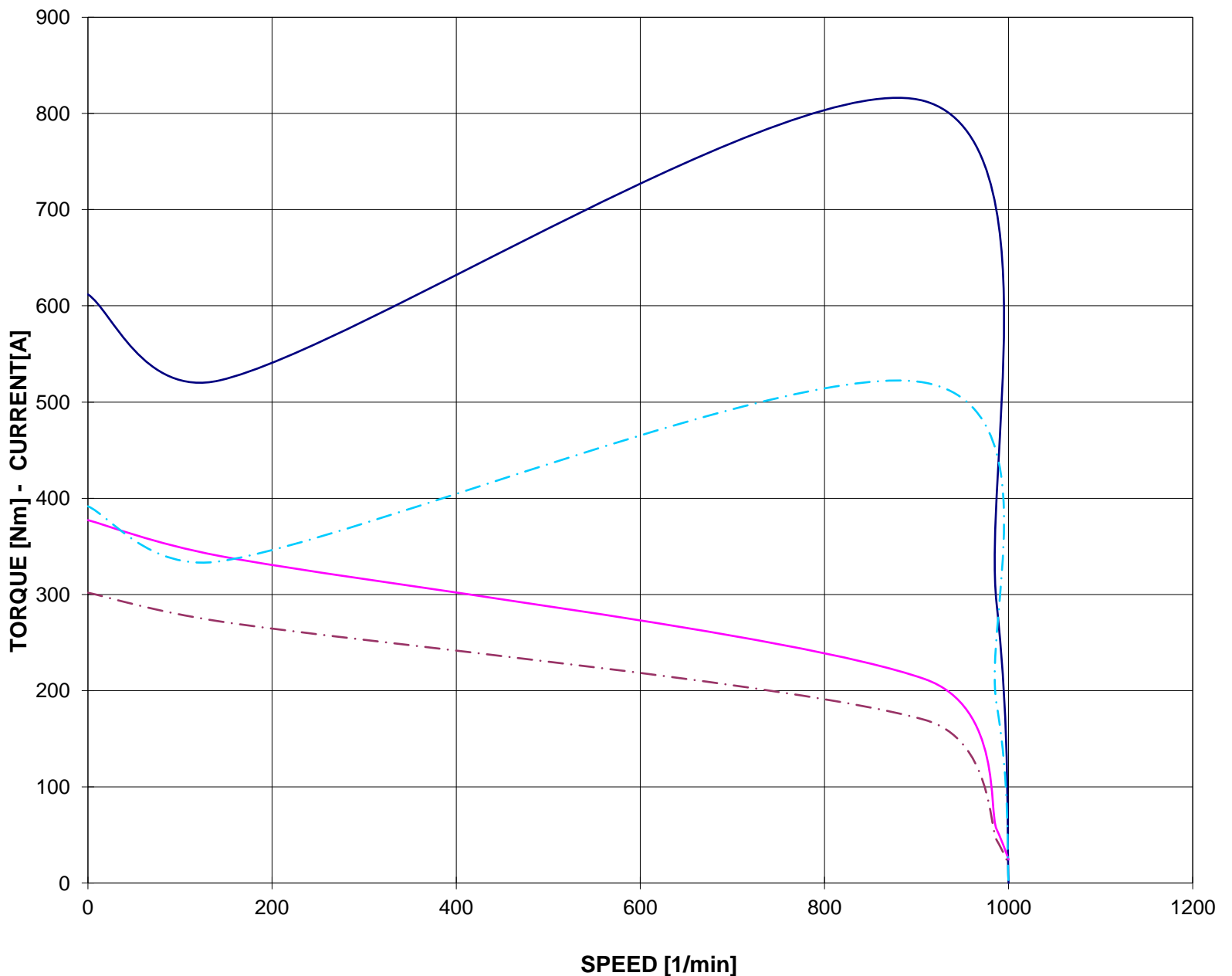
Valori calcolati - Data obtained by calculation method

CURVA COPPIA/CORRENTE-GIRI (Tensione ridotta)
TORQUE/CURRENT-SPEED DIAGRAM (Reduced voltage)

Cliente / Customer -
Ordine cliente / Customer order -
Impianto / Plant -
ITEM -
Conferma ordine / Acknowledgment -
Numero di serie / Serial Number -

Motore / Motor **E3AC30 225SM 6**
Potenza nominale / Rated power 30,00 kW
Poli / Pole 6
Tensione - Frequenza / Voltage - Frequency 400 - 50 V - Hz
Corrente / Rated current 55,89 A
Velocità / Speed 987 rpm
Coppia / Torque 290,28 Nm

— COPPIA - TORQUE — CORRENTE - CURRENT
- - - COPPIA - TORQUE 80% Un - - - CORRENTE - CURRENT 80% Un

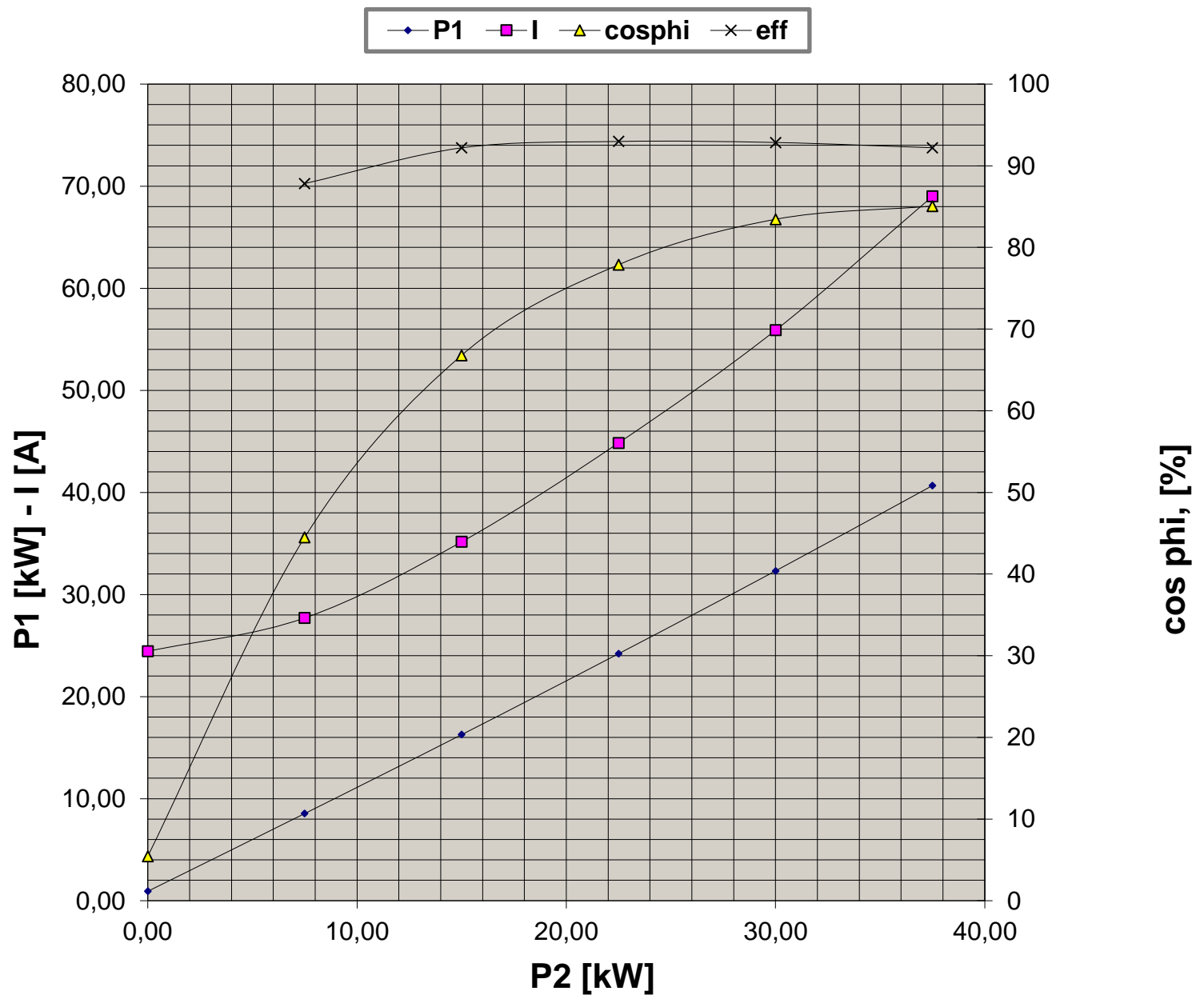


Valori calcolati - Data obtained by calculation method

**CURVE CARATTERISTICHE
PERFORMANCE CURVES**

Cliente / Customer -
 Ordine cliente / Customer order -
 Impianto / Plant -
ITEM -
 Conferma ordine / Acknowledgment -
 Numero di serie / Serial Number -

Motore / Motor **E3AC30 225SM 6**
 Potenza nominale / Rated power 30,00 kW
 Poli / Pole 6
 Tensione - Frequenza / Voltage - Frequency 400 - 50 V - Hz
 Corrente / Rated current 55,89 A
 Velocità / Speed 987 rpm
 Coppia / Torque 290,28 Nm

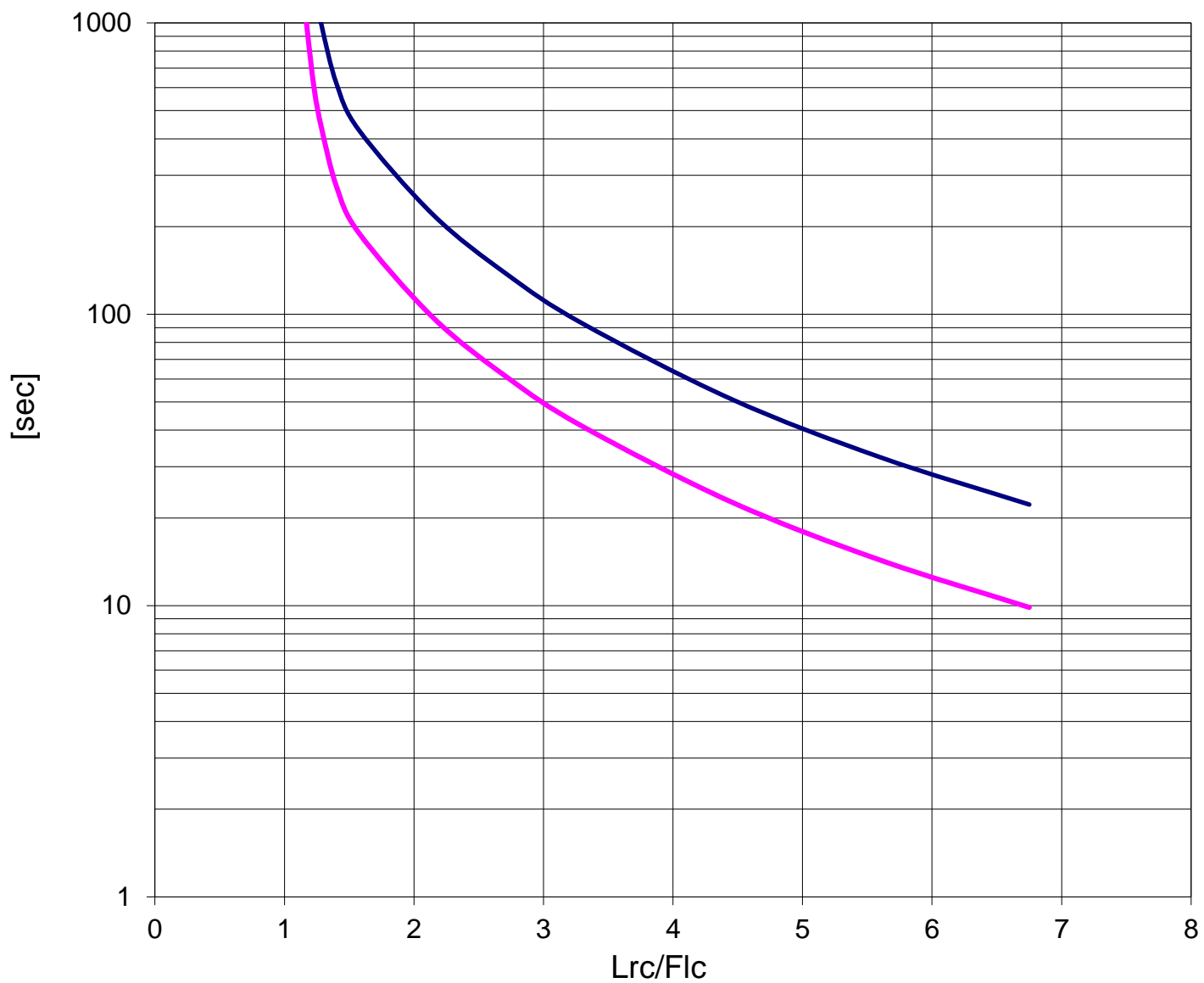


Valori calcolati - Data obtained by calculation method

**CURVA LIMITE CORRENTE TEMPO
THERMAL WITHSTAND CURVE**

Cliente / Customer -
 Ordine cliente / Customer order -
 Impianto / Plant -
ITEM -
 Conferma ordine / Acknowledgment -
 Numero di serie / Serial Number -

Motore / Motor **E3AC30 225SM 6**
 Potenza nominale / Rated power 30,00 kW
 Poli / Pole 6
 Tensione - Frequenza / Voltage - Frequency 400 - 50 V - Hz
 Corrente / Rated current 55,89 A
 Velocità / Speed 987 rpm
 Coppia / Torque 290,28 Nm

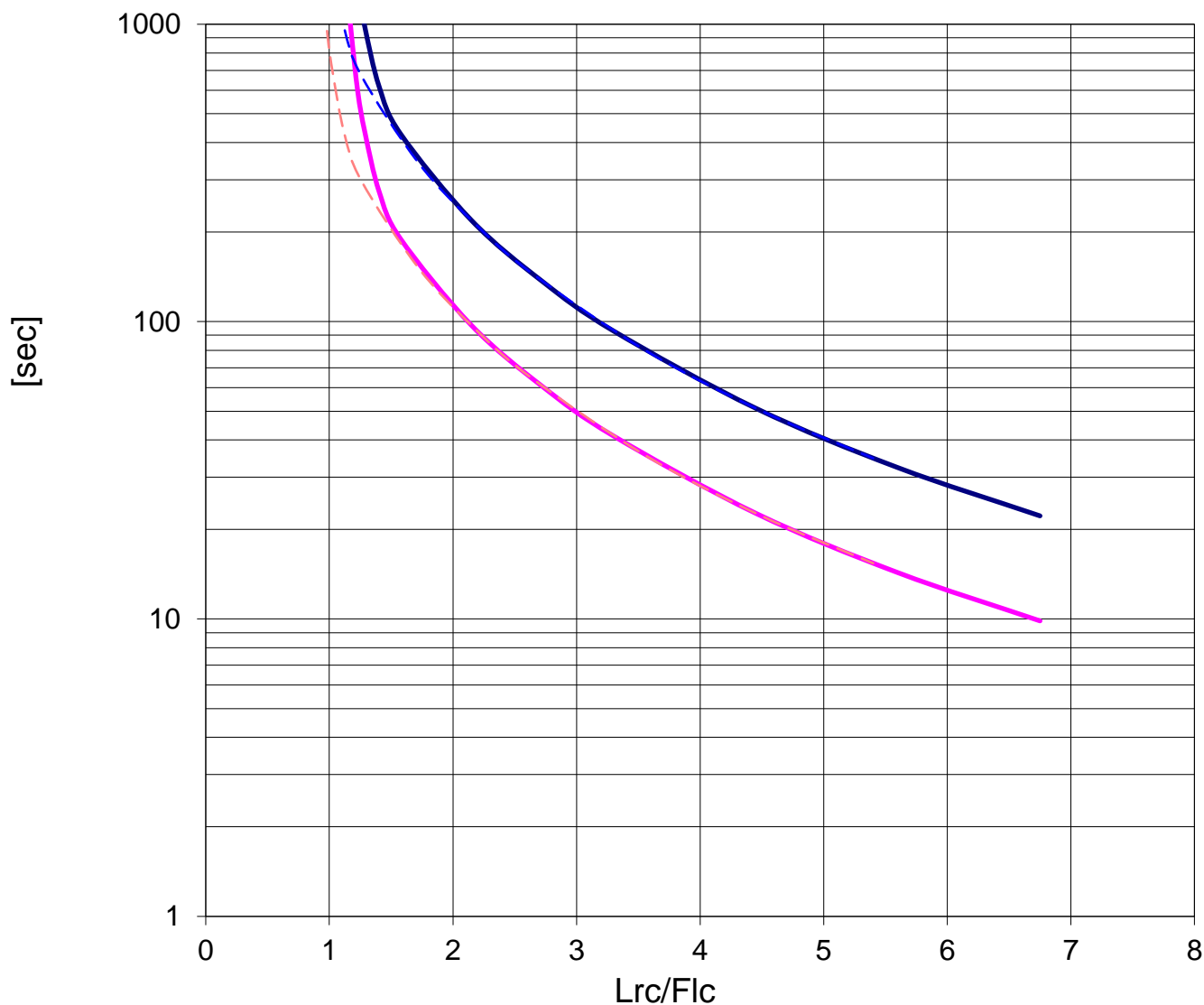
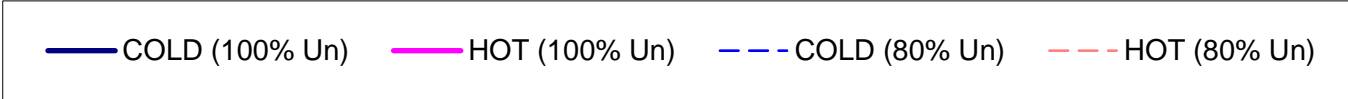


Valori calcolati - Data obtained by calculation method

CURVA LIMITE CORRENTE TEMPO (Tensione ridotta)
THERMAL WITHSTAND CURVE (Reduced voltage)

Cliente / Customer -
 Ordine cliente / Customer order -
 Impianto / Plant -
ITEM -
 Conferma ordine / Acknowledgment -
 Numero di serie / Serial Number -

Motore / Motor **E3AC30 225SM 6**
 Potenza nominale / Rated power 30,00 kW
 Poli / Pole 6
 Tensione - Frequenza / Voltage - Frequency 400 - 50 V - Hz
 Corrente / Rated current 55,89 A
 Velocità / Speed 987 rpm
 Coppia / Torque 290,28 Nm



Valori calcolati - Data obtained by calculation method