

# PRODUCT INFORMATION PACKET



Model No: 824577.00  
Catalog No: 824577.00  
OBSOLETE REPLACED BY 215TTTS17077  
Definite Purpose Motors



Regal and Leeson are trademarks of Regal Rexnord Corporation or one of its affiliated companies.  
©2021 Regal Rexnord Corporation, All Rights Reserved. MC017097E





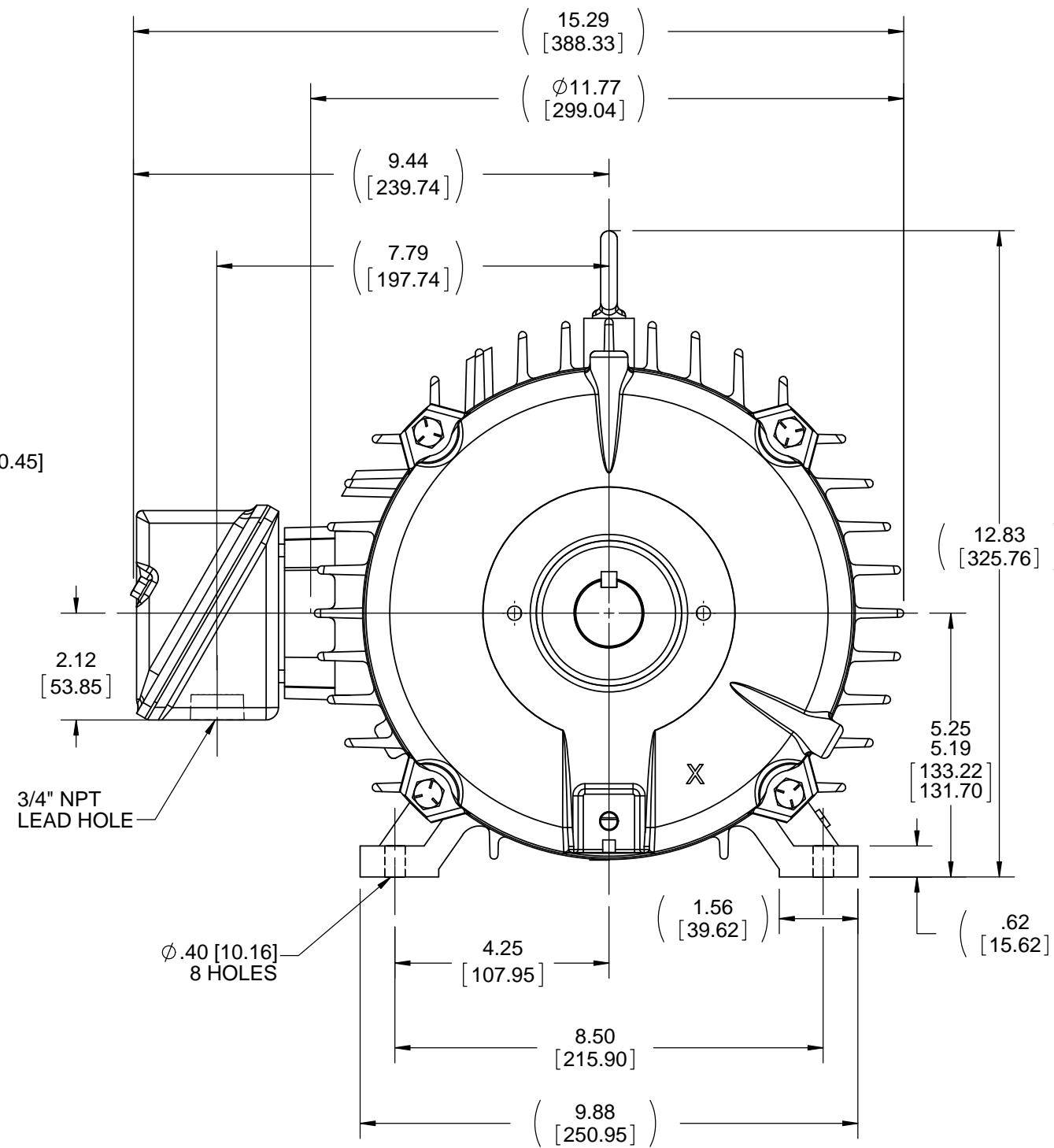
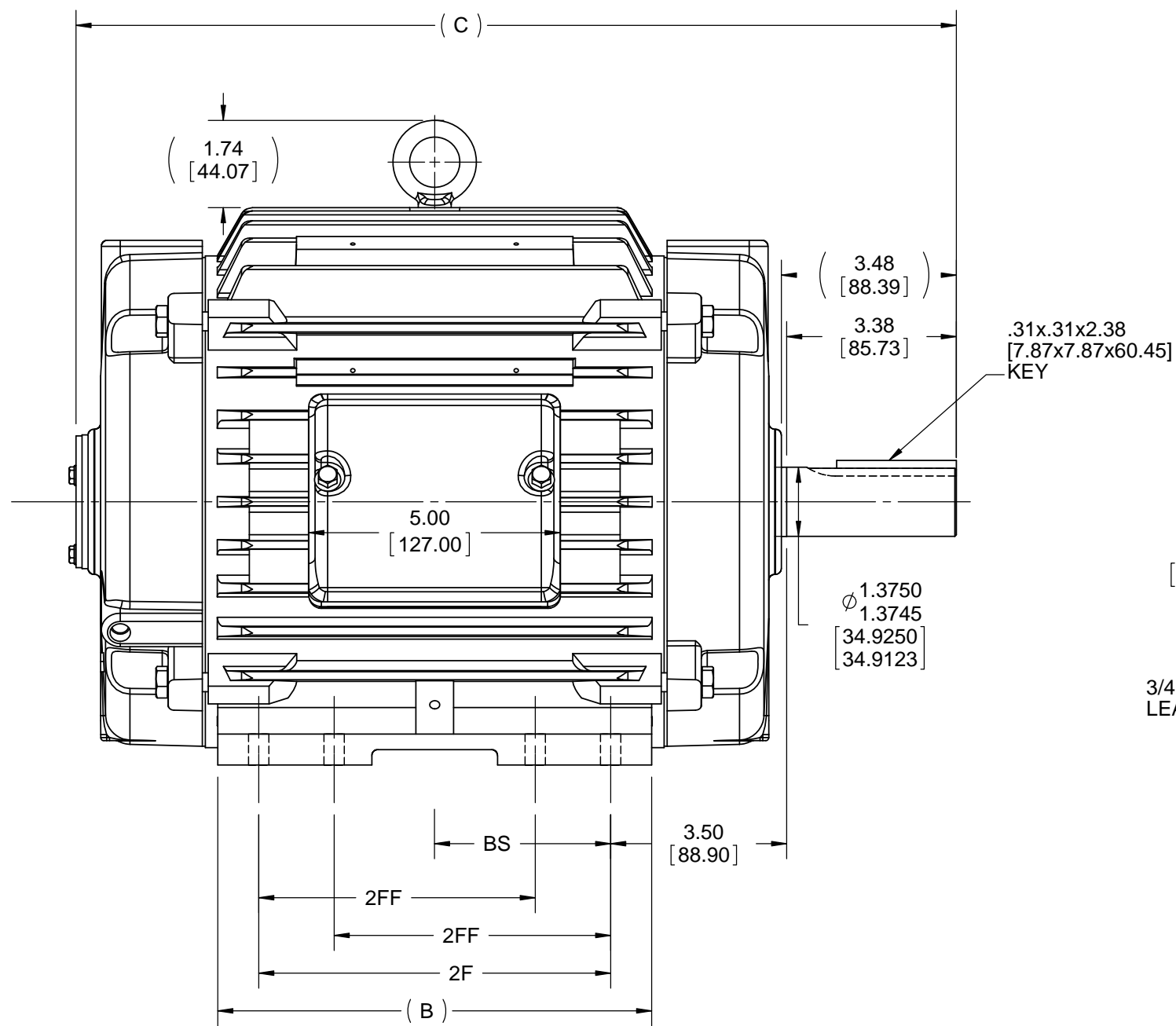
### Nameplate Specifications

Output HP	5 Hp	Output KW	3.7 kW
Frequency	60 Hz	Voltage	460 V
Current	6.9 A	Speed	1170 rpm
Service Factor	1.15	Phase	3
Efficiency	89.5 %	Power Factor	76
Duty	Continuous	Insulation Class	H
Design Code	B	KVA Code	H
Frame	215T	Enclosure	Totally Enclosed Air Over
Thermal Protection	No	Ambient Temperature	90 °C
Drive End Bearing Size	6307	Opp Drive End Bearing Size	6208
UL	Recognized	CSA	Y
CE	Y	IP Code	54
Number of Speeds	1		

### Technical Specifications

Electrical Type	Squirrel Cage Inverter Rated	Starting Method	Line Or Inverter
Poles	6	Rotation	Reversible
Resistance Main	1.898 Ohms	Mounting	Rigid Base
Motor Orientation	Horizontal	Drive End Bearing	Ball / Heat Stabilized
Opp Drive End Bearing	Ball / Heat Stabilized	Frame Material	Cast Iron
Shaft Type	T	Overall Length	17.51 in
Frame Length	9.12 in	Shaft Diameter	1.375 in
Shaft Extension	3.38 in	Assembly/Box Mounting	F1/F2 CAPABLE
Outline Drawing	037907-912	Connection Drawing	EE7300T-LE

This is an uncontrolled document once printed or downloaded and is subject to change without notice. Date Created:10/11/2021



NOTES:

1. CONDUIT BOX CAN BE ROTATED IN 90° STEPS.
2. CONDUIT BOX CAN BE MOUNTED IN OPPOSITE SIDE BY REMOVING BRACKETS AND TURNING FRAME 180°.
3. NAMEPLATE TO BE READ FROM CONDUIT BOX SIDE OF MOTOR.

1212	215	20.51 [520.95]	11.76 [298.70]	10.00 [254.00]	7.00 [177.80]	5.00 [127.00]
912	213/215	17.51 [444.75]	8.63 [219.20]	7.00 [177.80]	5.50 [139.70]	3.50 [88.90]
DASH	FRAME	C	B	2F	2FF	BS

DRAWING REVISION C	REVISION BY M. VERBICK	DATE 5-29-2015
ECO ECO-0078542	APPROVED BY	DATE
ECO DESCRIPTION TITLE BLOCK LOGO UPDATE		
<small>COPYRIGHT REGAL BELOIT AMERICA, INC. ALL RIGHTS RESERVED.          PROPRIETARY AND CONFIDENTIAL INFORMATION - THIS DOCUMENT IS THE PROPERTY OF          REGAL BELOIT AMERICA, INC. ("OWNER") AND CONTAINS OWNER'S PROPRIETARY          INFORMATION. ANY PERSON, CORPORATION OR OTHER FIRM RECEIVING IT IS DEEMED,          BY RECEIVING IT, TO AGREE THAT IT, AND/OR ANY PART OF IT, SHALL NOT BE DISCLOSED          TO ANY PERSON, CORPORATION OR OTHER ENTITY, DUPLICATED, AND/OR USED, EXCEPT          AS EXPRESSLY APPROVED IN WRITING IN ADVANCE BY OWNER. THIS DOCUMENT SHALL          BE RETURNED TO OWNER UPON REQUEST. IT MAY BE SUBJECT TO CERTAIN          RESTRICTIONS UNDER APPLICABLE EXPORT CONTROL LAWS AND REGULATIONS.</small>		

TOLERANCES UNLESS OTHERWISE SPECIFIED:			
DEC.	INCH	mm	ANGLE
.X	±0.1	[±2.5]	±0.5°
.XX	±0.03	[±0.76]	
.XXX	±0.005	[±0.127]	
.XXXX	±0.0005	[±0.0127]	
REMOVE BURRS & BREAK SHARP EDGES: .003/.015 [0.076/.381] X 45° CORNER FILLETS: R.02 [0.51] MACHINED SURFACES: 125 INCH 3.2 mm SHOWN IN [BRACKETS]			

DRAWN BY UD	DATE 11-14-2013
APPROVED BY SR	DATE 11-14-2013
REFERENCE 037728	THIRD ANGLE PROJECTION

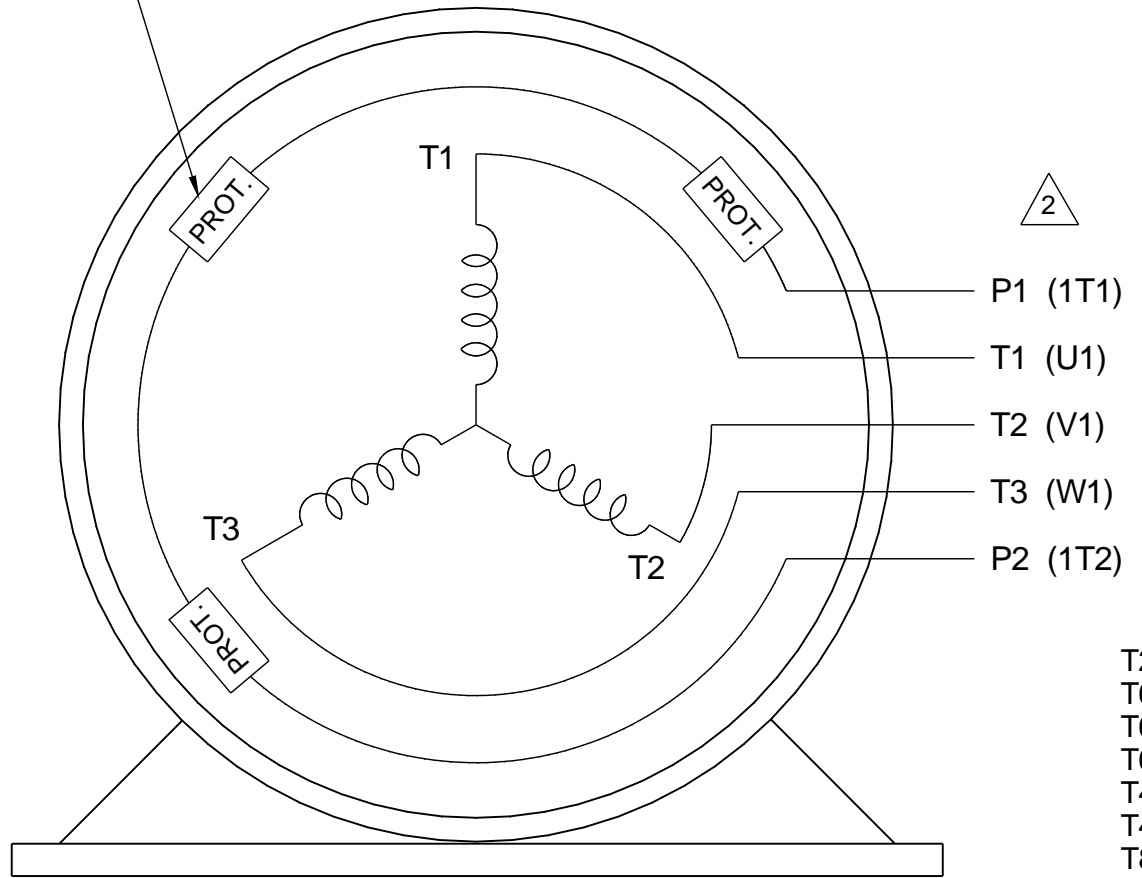
<b>REGAL</b> ™ Regal Beloit America, Inc.	
DESCRIPTION <b>OUTLINE</b> 210 FR-STD-STD-T-TENV	MATERIAL PROCESS/FINISH
SIZE <b>B</b>	DRAWING NUMBER <b>037907</b>
SHEET 1 OF 1	

**THREE PHASE - SINGLE VOLTAGE MOTOR  
CONDUIT BOX @ 'A'**

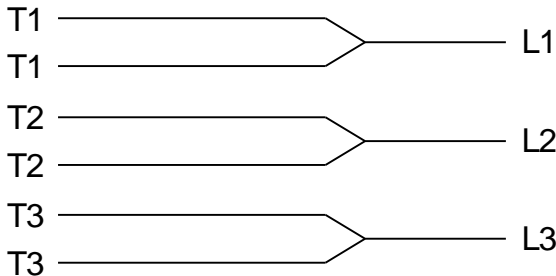
TO REVERSE ROTATION:  
INTERCHANGE ANY TWO LINE  
LEAD CONNECTIONS

3 THERMO - PROTECTORS  
CONNECTED IN SERIES

**NOTE FOR FACTORY USE ONLY:**  
TO SURGE TEST:  
FOR 3 LEAD COMMON CONNECT:  
CONNECT P1 TO T1, THEN P2 TO L1  
FOR 6 LEAD COMMON CONNECT:  
CONNECT P1 TO BOTH T1  
THEN P2 TO L1



IF MOTOR HAS MULTIPLE T'S PER LEAD  
CONNECT TOGETHER LIKE T'S

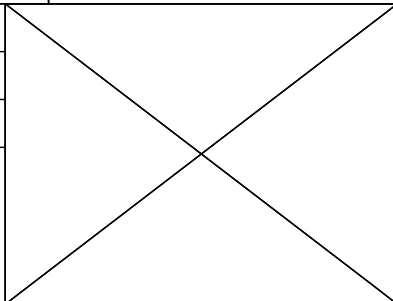


A-9806 DECAL

- T2BM
- T6AW
- T6AL
- T6Z
- T4EG
- T4BF
- T8A
- T6H
- T6A
- T4AX
- T4A
- T2A
- T2F

VIEW OF TERMINAL END

DRAWING REVISION E	REVISION BY MSG	DATE 10-19-2016
ECO ECO-0111093	APPROVED BY TB	DATE 10-19-2016
ECO DESCRIPTION REDRAWN - REVISED TEXT		
COPYRIGHT REGAL BELOIT AMERICA, INC. ALL RIGHTS RESERVED. PROPRIETARY AND CONFIDENTIAL INFORMATION - THIS DOCUMENT IS THE PROPERTY OF REGAL BELOIT AMERICA, INC. ('OWNER') AND CONTAINS OWNER'S PROPRIETARY INFORMATION. ANY PERSON, CORPORATION OR OTHER FIRM RECEIVING IT IS DEEMED, BY RECEIVING IT, TO AGREE THAT IT, AND/OR ANY PART OF IT, SHALL NOT BE DISCLOSED TO ANY PERSON, CORPORATION OR OTHER ENTITY, DUPLICATED, AND/OR USED, EXCEPT AS EXPRESSLY APPROVED IN WRITING IN ADVANCE BY OWNER. THIS DOCUMENT SHALL BE RETURNED TO OWNER UPON REQUEST. IT MAY BE SUBJECT TO CERTAIN RESTRICTIONS UNDER APPLICABLE EXPORT CONTROL LAWS AND REGULATIONS.		



DRAWN BY NJS
DATE 05-15-2002
APPROVED BY ML
DATE 05-20-2002
REFERENCE
THIRD ANGLE PROJECTION

<b>LEESON</b>		ELECTRIC MOTORS GEARMOTORS AND DRIVES	
<b>CONNECTION DIAGRAM</b>			
3 PHASE - SINGLE VOLT - MOTOR WITH PROTECTORS			
MATERIAL	PROCESS/FINISH	SIZE A	DRAWING NUMBER EE7300T-LE
			SHEET 1 OF 1

P.O. BOX 8003  
 WAUSAU, WI 54401-8003  
 PH. 715-675-3311



DATA VOLTS: 460

**CERTIFICATION DATA SHEET**

CONN. DIAGRAM: EE7300T-LE  
 OUTLINE: 037907-912  
 WINDING: K2156184

CAT #: 824577.00

NONE 1

**TYPICAL MOTOR PERFORMANCE DATA**

HP	KW	SYNC RPM	FL RPM	FRAME	ENCLOSURE	TYPE	KVA CODE	DESIGN
5	3.7	1200	1170	215T	TEFC	TFN	H	B

PH	HZ	VOLTS	AMPS	START TYPE	DUTY	INSL	S.F.	AMB	ELEV.
3	60	460	6.9	LINE OR INVERTER	CONT	H	1.15	90	3300

F.L. EFF	89.5	3/4 LD EFF	89.6	1/2 LD EFF	88.3	GTD EFF	87.5	ELECT. TYPE	SQ CAGE INV RATED
F.L. PF	76.0	3/4 LD PF	69.4	1/2 LD PF	57.7				

F.L. TORQUE	LR AMPS @ 460 V	L.R. TORQUE	B.D. TORQUE	F.L. RISE (°C)
22.5 LB-FT	46.0	49.0 LB-FT 218%	70.0 LB-FT 311%	60

PRESSURE @ 3	POWER	ROTOR WK²	MAX. LOAD WK²	SAFE STALL TIME	STARTS/HOUR	MOTOR WGT
55 dBA	64 dBA	0.95 LB-FT²	110 LB-FT²	25 SEC.	2	215 LB.

\*\*\* SUPPLEMENTAL INFORMATION \*\*\*

DE BRACKET TYPE	ODE BRACKET TYPE	MOUNT TYPE	MOTOR ORIENTATION	SEVERE DUTY	HAZARDOUS LOCATION	DRIP COVER	SCREENS	PAINT
STANDARD	STANDARD	RIGID	HORIZONTAL	UM SEVERE	NONE	NO	NONE	BLUE (EPOXY)

BEARINGS		GREASE	SHAFT TYPE	SPECIAL DE	SPECIAL ODE	SHAFT MATERIAL	FRAME MATERIAL
DE	ODE						
HEAT STABILIZER 6307	HEAT STABILIZER 6208	DC 44M	T	NONE	NONE	1045 HOT ROLLED (C-204)	CAST IRON

THERMOSTATS	PROTECTORS	WDG RTD's	BRG RTD's	THERMISTORS	CONTROL	SPACE HEATERS
TSTATS CLH (N/C)	NOT	NONE	NONE	NONE	FALSE	NA

R1 (ohms/ph)	R2 (ohms/ph)	X1 (ohms/ph)	X2 (ohms/ph)	Xm (ohms/ph)	VIBRATION (in/sec)	FLOAT
1.136	1.181	4.788	5.226	69.296	0.080	ODE

* N O T E S *	INVERTER TORQUE: VARIABLE 20:1 INV. HP SPEED RANGE: NONE	
	ENCODER: NONE NONE NONE	
	NONE PPR	
	BRAKE: NONE NONE	
	FT-LB: NA VOLTAGE: NONE	

DATE: 1/29/2018	H2:
UL: Y-(LEESON UL REC)	

Data Sheet

Date: 1/29/2018

824577.00



Data @ **460 V**

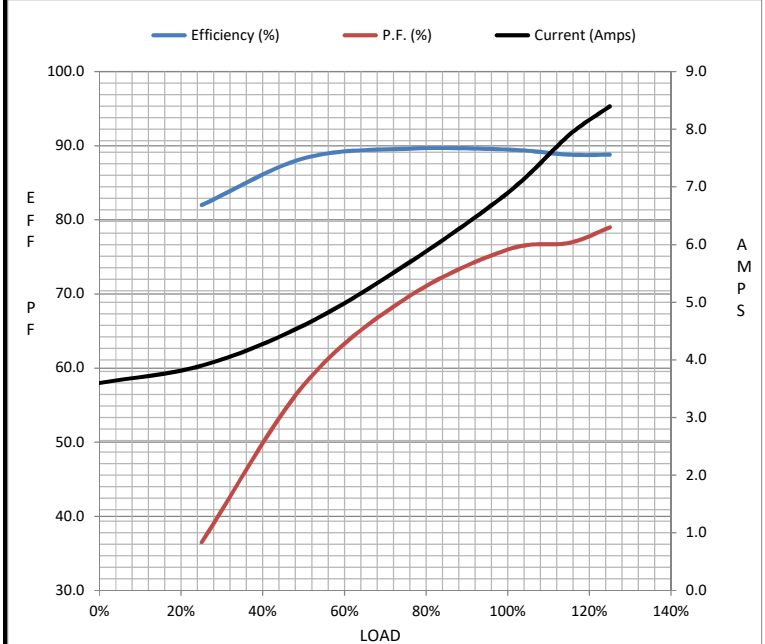
Motor Load Data

Load	0%	25%	50%	75%	100%	115%	125%	LR
Current (Amps)	3.6	3.9	4.6	5.7	6.9	7.9	8.4	46.0
Torque (ft-lb)	0.00	5.5	11.1	16.8	22.5	26.0	28.5	49.0
RPM	1200	1192	1185	1177	1170	1,164	1160	0
Efficiency (%)		82.0	88.3	89.6	89.5	88.8	88.8	
P.F. (%)	7.0	36.5	57.7	69.4	76.0	76.9	79.0	45.5

Motor Speed Data

	LR	Pull-Up	BD	Rated	Idle
Speed (RPM)	0	600	1030	1170	1200
Current (Amps)	46.0	40.0	30.0	6.9	3.6
Torque (ft-lb)	49.0	45.0	70.0	22.5	0.00

Information Block				
HP	5.0			
Sync. RPM	1200			
Frame	215			
Enclosure	TEFC			
Construction	TFN			
Voltage	460 V			
Frequency	60 Hz			
Design	B			
LR Code letter	H			
Service Factor	1.15			
Temp Rise @ FL	60 °C			
Duty	CONT			
Ambient	40 °C			
Elevation	1,000 feet			
Rotor/Shaft wk <sup>2</sup>	0.95 Lb-Ft <sup>2</sup>			
Ref Wdg	K2156184 NONE			
Sound Pressure @ 1M	55 dBA			
VFD Rating	VARIABLE 20:1			
Outline Dwg	037907-912			
Conn. Diag	EE7300T-LE			
Additional Specifications:				
0				
0				
EQUIV CKT (OHMS / PHASE)				
R1	R2	X1	X2	Xm
1.1360	1.1810	4.7880	5.2260	69.2960



Speed - Torque Curve

