

PRODUCT INFORMATION PACKET

Model No: 811639.00

Catalog No: 811639.00

Encoder Motors, TEBC - Axial, 25 HP, 3 Ph, 60 Hz, 230/460 V, 1775 RPM, 284T Frame

Regal and are trademarks of Regal Rexnord Corporation or one of its affiliated companies.
©2022 Regal Rexnord Corporation, All Rights Reserved. MC017097E

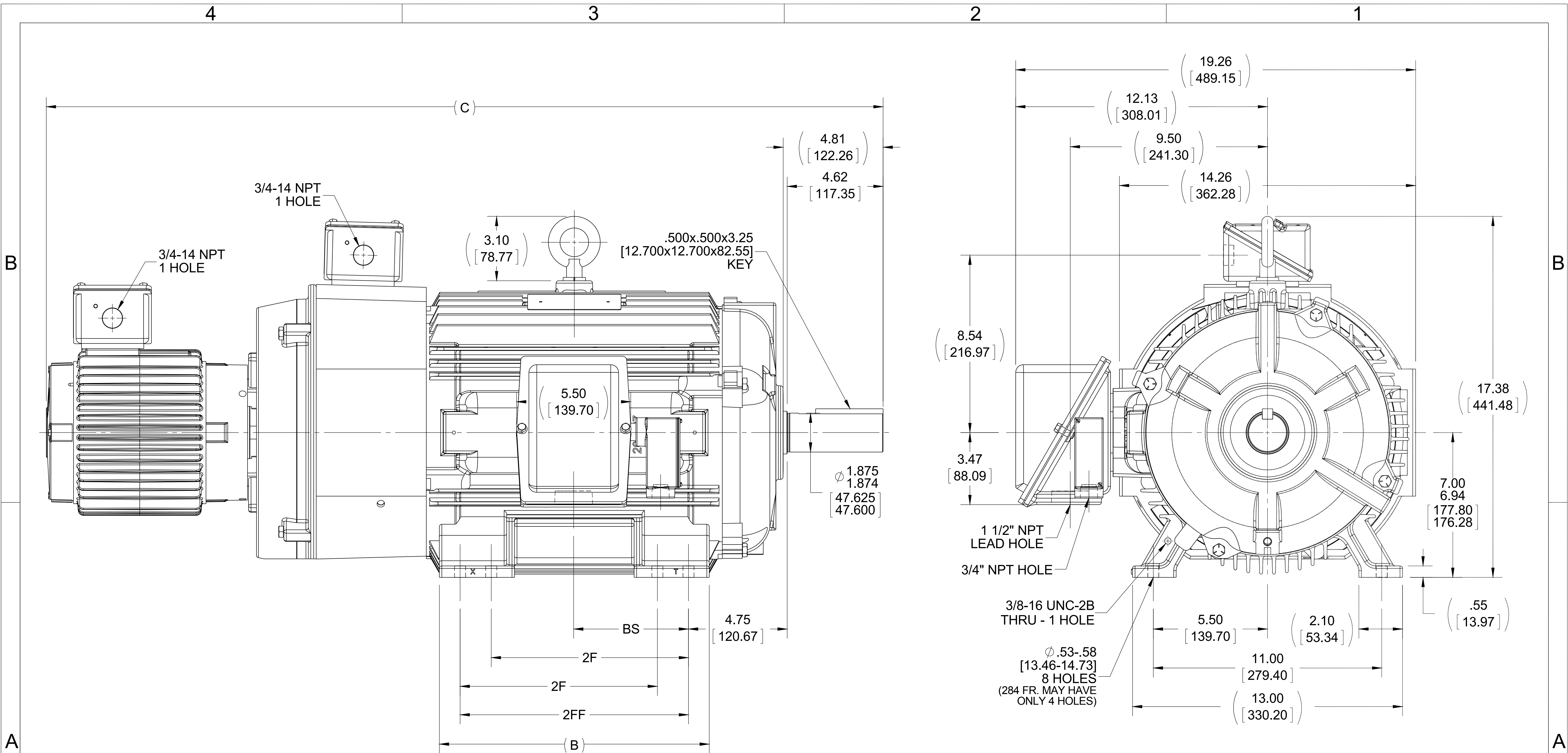


Nameplate Specifications

Output HP	25 Hp	Output KW	18.7 kW
Frequency	60 Hz	Voltage	230/460 V
Current	65.0/32.5 A	Speed	1775 rpm
Service Factor	1	Phase	3
Efficiency	91.7 %	Power Factor	79
Duty	Continuous	Insulation Class	H
Design Code	INV	KVA Code	J
Frame	284T	Enclosure	Totally Enclosed Blower cooled - Axial
Thermal Protection	No Protection	Ambient Temperature	60 °C
Drive End Bearing Size	6311	Opp Drive End Bearing Size	6210
UL	Recognized	CSA	Y
CE	Y	IP Code	43
Number of Speeds	1		

Technical Specifications

Electrical Type	Squirrel Cage Inverter Duty	Starting Method	Inverter Only
Poles	4	Rotation	Reversible
Resistance Main	.275 Ohms	Mounting	Rigid Base
Motor Orientation	Horizontal	Drive End Bearing	Ball
Opp Drive End Bearing	Ball	Frame Material	Cast Iron
Shaft Type	T	Overall Length	38.80 in
Frame Length	12.76 in	Shaft Diameter	1.875 in
Shaft Extension	4.62 in	Assembly/Box Mounting	F1/F2 CAPABLE
Outline Drawing	SS209031-1275	Connection Drawing	EE7308T-LE



- NOTES:
 1. CONDUIT BOX CAN BE ROTATED IN 90° STEPS.
 2. CONDUIT BOX CAN BE MOUNTED ON OPPOSITE SIDE BY REMOVING BRACKETS AND TURNING FRAME 180°.
 3. NAMEPLATE READ FROM CONDUIT BOX SIDE OF MOTOR.

1275	284T	38.80 [985.52]	11.50 [292.10]	---	9.50 [241.30]	4.75 [120.65]
1425	286T	40.30 [1023.58]	13.00 [330.20]	9.50 [241.30]	11.00 [279.40]	5.50 [139.70]
DASH	FRAME	C	B	2F	2FF	BS
		4				

DRAWING REVISION A	REVISION BY	DATE
ECO ECO-0079528	APPROVED BY	DATE
ECO DESCRIPTION MU120458 / NMR-0087151		
<small>COPYRIGHT REGAL BELOIT AMERICA, INC. ALL RIGHTS RESERVED. PROPRIETARY AND CONFIDENTIAL INFORMATION - THIS DOCUMENT IS THE PROPERTY OF REGAL BELOIT AMERICA, INC. ("OWNER") AND CONTAINS OWNER'S PROPRIETARY INFORMATION. ANY PERSON, CORPORATION OR OTHER FIRM RECEIVING IT IS DEEMED, BY RECEIVING IT, TO AGREE THAT IT, AND/OR ANY PART OF IT, SHALL NOT BE DISCLOSED TO ANY PERSON, CORPORATION OR OTHER ENTITY, DUPLICATED, AND/OR USED, EXCEPT AS EXPRESSLY APPROVED IN WRITING IN ADVANCE BY OWNER. THIS DOCUMENT SHALL BE RETURNED TO OWNER UPON REQUEST. IT MAY BE SUBJECT TO CERTAIN RESTRICTIONS UNDER APPLICABLE EXPORT CONTROL LAWS AND REGULATIONS.</small>		

TOLERANCES UNLESS OTHERWISE SPECIFIED:

DEC.	INCH	mm	ANGLE
.X	±0.1	[±2.5]	±7° 30"
.XX	±0.03	[±0.76]	
.XXX	±0.005	[±0.127]	
.XXXX	±0.0005	[±0.0127]	

REMOVE BURRS & BREAK SHARP EDGES: .003/.015 [0.076/.381] X 45°
 CORNER FILLETS: R.02 [51]
 MACHINED SURFACES: 200 INCH/mm 5.1

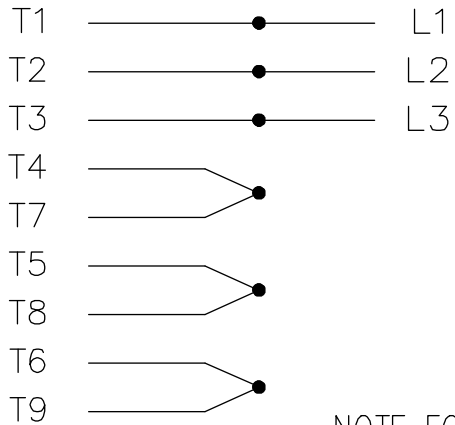
mm SHOWN IN [BRACKETS]

DRAWN BY MSG
DATE 06-18-2015
APPROVED BY TB
DATE 06-18-2015
REFERENCE
THIRD ANGLE PROJECTION

REGAL ™ Regal Beloit America, Inc.	
DESCRIPTION	OUTLINE
280T FR. - TEBC - CAST IRON C' BOX W/ CONDULET	
MATERIAL	PROCESS/FINISH
SIZE B	DRAWING NUMBER SS209031
	SHEET 1 OF 1

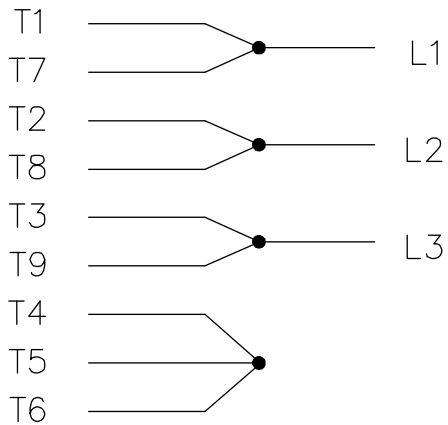
THREE PHASE
DUAL VOLTAGE MOTOR

HIGH VOLTAGE

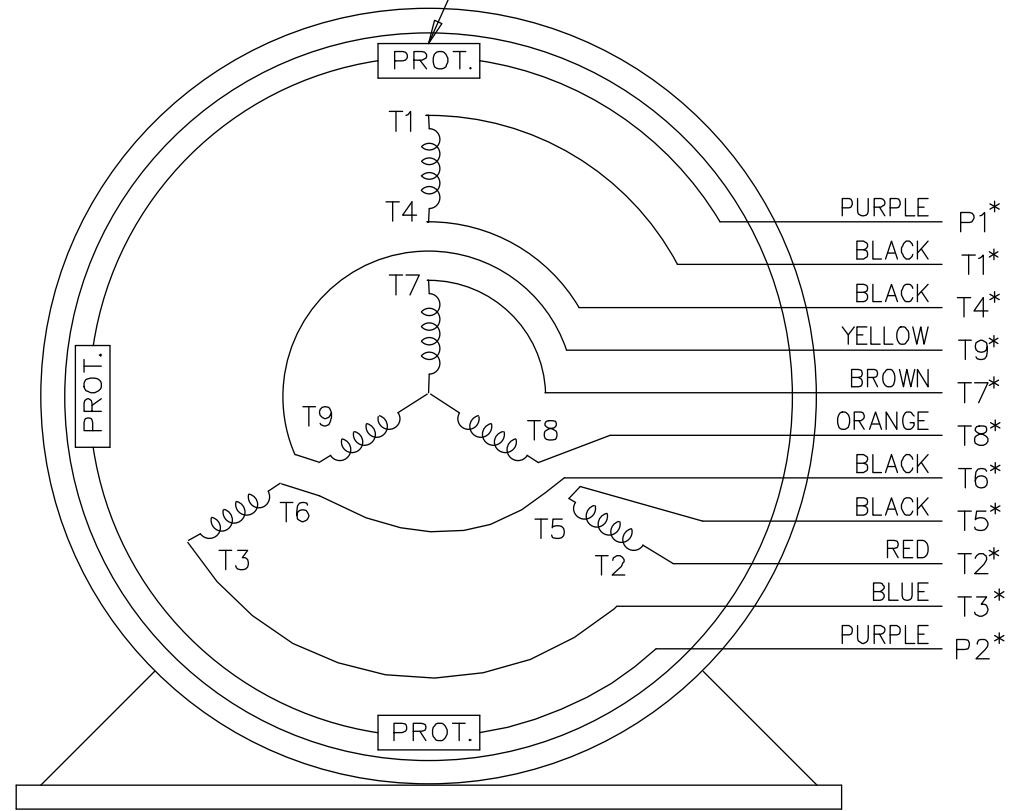


NOTE FOR FACTORY USE ONLY:
 TO SURGE TEST FOR COMMON CONNECT:
 HIGH VOLT: CONNECT P1 TO T1
 THEN P2 TO L1
 LOW VOLT: CONNECT P1 TO T1 & T7,
 THEN P2 TO L1

LOW VOLTAGE



THREMO-PROTECTORS
CONNECTED IN SERIES.



VIEW OF TERMINAL END

* USE LEADS AS PER PLANT STANDARD IRRWSPECTIVE OF THEIR COLOUR.

NO.	REVISION	BY & DATE	CHK	ANG	TOLERANCES UNLESS SPECIFIED		FINISH	DRAWN TJB 05-07-2002	
					DEC.	INCHES			
05	ADDED * NOTE PER ECN # 26921	UD 01-30-2013	JD	DEC.				CHK ML 05-08-2002	
04	ADDED COLORS TO "T & P" LEADS CN 40494	MSG 08-08-2006	ML	.X	±.1			APPD TB 05-08-2002	
03	RE-ISSUE	NJS 04-21-2004	JET	.XX	±.02			SCALE 1=1	
02	REDRAWN	TAT 04-20-2004	ML	.XXX	±.005			REF	
01	NEW DRAWING CN 34708	TJB 05-08-2002	ML	.XXXX	±.0005			FMF	
					±7'30"			PREV	
THIS DRAWING IN DESIGN AND DETAIL IS OUR PROPERTY AND MUST NOT BE USED EXCEPT IN CONNECTION WITH OUR WORK ALL RIGHTS OF DESIGN AND INVENTION ARE RESERVED THIS IS AN ELECTRONICALLY GENERATED DOCUMENT - DO NOT SCALE THIS PRINT			RFP	CAD FILE EE7308T_LE			SIZE A	DRAWING NO. EE7308T-LE	PAGE OF 05
			DIST	LB-WP-LE					REV. 05



ELECTRIC MOTORS
GEARMOTORS
AND DRIVES

TITLE CONNECTION DIAGRAM
3 PHASE - DUAL VOLTAGE MOTOR



1051 CHEYENNE AVE.
GRAFTON, WI 53024
PH. 262-277-8810

DATA VOLTS: 460

CERTIFICATION DATA SHEET

CONN. DIAGRAM: A-EE7308T-LE
OUTLINE: B-SS209031-1275
WINDING: K2564179

CAT #: 811639.00

R15 6

TYPICAL MOTOR PERFORMANCE DATA

HP	KW	SYNC RPM	FL RPM	FRAME	ENCLOSURE	TYPE	KVA CODE	DESIGN
25	18.7	1800	1775	284T	TEBC	TBP	J	INF

PH	HZ	VOLTS	AMPS	START TYPE	DUTY	INSL	S.F.	AMB	ELEV.
3	60	230/460	65/32.5	INVERTER ONLY	CONT	H	1.15	60	3300

F.L. EFF	91.7	3/4 LD EFF	91.7	1/2 LD EFF	90.2	GTD EFF	ELECT. TYPE
F.L. PF	79.0	3/4 LD PF	72.5	1/2 LD PF	60.5	90.2	SQ CAGE INV DUTY

F.L. TORQUE	LR AMPS @ 460 V	L.R. TORQUE	B.D. TORQUE	F.L. RISE (° C)
74.0 LB-FT	225	185 LB-FT 250%	240 LB-FT 324%	55

PRESSURE @ 3	SOUND	POWER	ROTOR WK²	MAX. LOAD WK²	SAFE STALL TIME	STARTS/HOUR	MOTOR WGT
75 dBA	84 dBA		3.2 LB-FT²	0 LB-FT²	0 SEC.	0	550 LB.

***** SUPPLEMENTAL INFORMATION *****

DE BRACKET TYPE	ODE BRACKET TYPE	MOUNT TYPE	MOTOR ORIENTATION	SEVERE DUTY	HAZARDOUS LOCATION	DRIP COVER	SCREENS	PAINT
STANDARD	ENCODER	RIGID	HORIZONTAL	NO	NONE	NO	NONE	WATTSAVER

BEARINGS		GREASE	SHAFT TYPE	SPECIAL DE	SPECIAL ODE	SHAFT MATERIAL	FRAME MATERIAL
DE	ODE	POLYREX EM	T	NONE	NONE	1045 HOT ROLLED (C-204)	CAST IRON
BALL	BALL						
6311	6210						

THERMOSTATS	PROTECTORS	WDG RTD's	BRG RTD's	THERMISTORS	CONTROL	SPACE HEATERS
TSTATS (N/C)	NOT	NONE	NONE	NONE	FALSE	NA

R1 (ohms/ph)	R2 (ohms/ph)	X1 (ohms/ph)	X2 (ohms/ph)	Xm (ohms/ph)	VIBRATION (in/sec)	FLOAT
0.213	0.153	0.685	1.009	17.784	0.150	ODE

* N O T E S *	INVERTER TORQUE: CONSTANT 2000:1 INV. HP SPEED RANGE: 1.5 X BASE SPEED					
	ENCODER: DYNAPAR HSD38 C BOX W/TERM STRIP 1024 PPR					

DATE: 9/10/2018	BRAKE: NONE NONE NONE FT-LB: NA VOLTAGE: NONE HZ: UL: Y-(LEESON UL REC)					
-----------------	---	--	--	--	--	--

Data Sheet

Date: 9/10/2018

811639.00



Data @ **460 V**

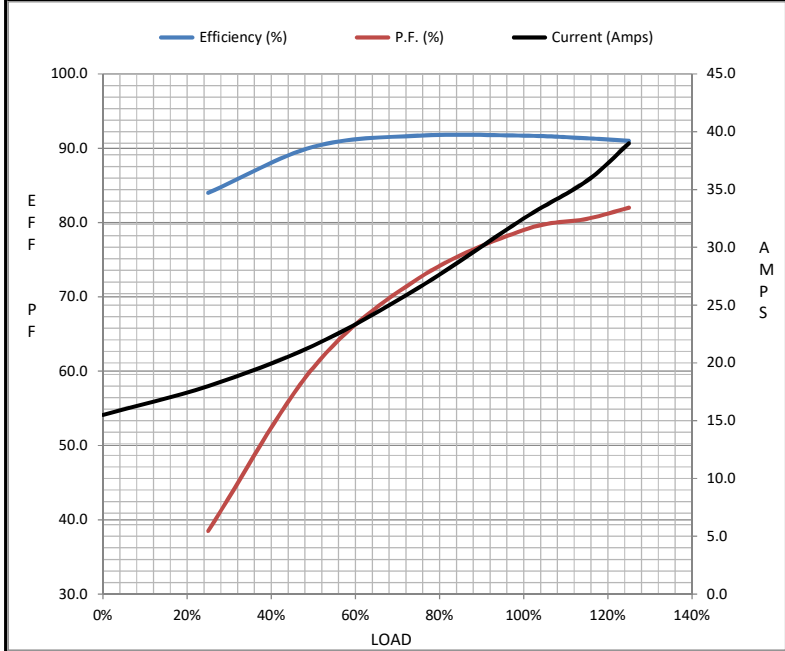
Motor Load Data

Load	0%	25%	50%	75%	100%	115%	125%	LR
Current (Amps)	15.5	18.0	21.5	26.5	32.5	35.8	39.0	225
Torque (ft-lb)	0.00	18.5	37.0	55.5	74.0	83.5	93.0	185
RPM	1800	1794	1786	1780	1775	1,770	1762	0
Efficiency (%)		84.0	90.2	91.7	91.7	91.4	91.0	
P.F. (%)	6.0	38.5	60.5	72.5	79.0	80.5	82.0	39.5

Motor Speed Data

	LR	Pull-Up	BD	Rated	Idle
Speed (RPM)	0	900	1635	1775	1800
Current (Amps)	225	200	135	32.5	15.5
Torque (ft-lb)	185	170	240	74.0	0.00

Information Block				
HP	25.0			
Sync. RPM	1800			
Frame	286			
Enclosure	TEBC			
Construction	TBP			
Voltage	230/460 V			
Frequency	60 Hz			
Design	A			
LR Code letter	J			
Service Factor	1.15			
Temp Rise @ FL	55 ° C			
Duty	CONT			
Ambient	40 ° C			
Elevation	1,000 feet			
Rotor/Shaft wk ²	3.2 Lb-Ft ²			
Ref Wdg	K2564179 R15			
Sound Pressure @ 1M	75 dBA			
VFD Rating	CONSTANT 2000:1			
Outline Dwg	B-SS209031-1275			
Conn. Diag	A-EE7308T-LE			
Additional Specifications:				
0				
0				
EQUIV CKT (OHMS / PHASE)				
R1	R2	X1	X2	Xm
0.2130	0.1530	0.6850	1.0090	17.7840



Speed - Torque Curve

