

# PRODUCT INFORMATION PACKET

rotor nl<sup>®</sup>

Model No: 6RN80M04E32U24B3641-B  
Catalog No: 6RN80M04E32U24B@3641-B

0.55 kW General Purpose Low Voltage IEC Motor IE3, 3 phase, 1500 rpm, D230/Y400V 50Hz,  
80M Frame B14, IC411



Regal and Rotor nl are trademarks of Regal Rexnord Corporation or one of its affiliated companies.  
©2023 Regal Rexnord Corporation, All Rights Reserved. MC017097E

RegalRexnord



### Nameplate Specifications

Output HP	<b>0.75 Hp</b>	Output KW	<b>0.55 kW</b>
Frequency	<b>50 Hz</b>	Voltage	<b>D230/Y400 V</b>
Current	<b>2.17 A</b>	Speed	<b>1440 rpm</b>
Service Factor	<b>1</b>	Phase	<b>3</b>
Efficiency	<b>80.8 %</b>	Power Factor	<b>0.77</b>
Duty	<b>S1</b>	Insulation Class	<b>F</b>
Frame	<b>80M</b>	Enclosure	<b>Totally Enclosed Fan Cooled</b>
Thermal Protection	<b>No Protection</b>	Ambient Temperature	<b>40 °C</b>
Drive End Bearing Size	<b>6204-2Z/C3WT (-40°C/+160°C)</b>	Opp Drive End Bearing Size	<b>6004-2Z/C3WT (-40°C/+160°C)</b>
UL	<b>No</b>	CSA	<b>Optional</b>
CE	<b>Yes</b>	IP Code	<b>IP55</b>
Number of Speeds	<b>1</b>	Efficiency Class	<b>IE3</b>

### Technical Specifications

Electrical Type	<b>Squirrel Cage</b>	Starting Method	<b>Direct On Line</b>
Poles	<b>4</b>	Rotation	<b>Clockwise Shaft End</b>
Mounting	<b>B14</b>	Motor Orientation	<b>Any</b>
Frame Material	<b>Cast iron</b>	Shaft Type	<b>Keyed</b>
Shaft Diameter	<b>19 mm</b>	Shaft Extension	<b>40 mm</b>
Outline Drawing	<b>6RN80M04E32_3041</b>		

This is an uncontrolled document once printed or downloaded and is subject to change without notice. Date Created:01/19/2023

Datasheet



Mors 1-5, 7151 MX Eibergen NL  
 www.rotor.nl tel.: +31 545 464640  
 sales@rotor.nl tel.: +31 545 464646

**Model No.** 4-Pole cage motor 6RN 80M 0,55kW D230V 50Hz IM3641-FT130

U (V)	Δ / Y Conn	f [Hz]	P		I [A]	n [RPM]	T [Nm]	IE Class	% EFF at __ load			PF at __load			I <sub>A</sub> /I <sub>N</sub> [pu]	T <sub>A</sub> /T <sub>N</sub> [pu]	T <sub>R</sub> /T <sub>N</sub> [pu]
			[kW]	[hp]					FL	3/4FL	1/2FL	FL	3/4FL	1/2FL			
230	D	50	0,55	0,737	2,17	1440	3,65	IE3	81,5	81,8	79,9	0,77	0,69	0,56	6,03	2,13	3,10
400	Y				1,25												
265	D	60	0,63	0,845	2,13	1740	3,46	IE3	83,3	83,5	81,5	0,77	0,69	0,57	6,43	2,40	3,30
460	Y				1,23												

Motor type	<b>6RN80M04E32</b>
Enclosure	<b>Totally Enclosed Fan Cooling</b>
Frame Material	<b>Aluminum</b>
Frame size	<b>80M</b>
Duty	<b>S1</b>
Voltage	<b>230 V</b>
Frequency	<b>50 Hz</b>
Power output	<b>0,55 kW</b>
Insulation class	<b>F</b>
Ambient temperature	<b>-20 till 40 °C</b>
Temperature rise	<b>temp.rise acc. B (80K)</b>
Temperature rise winding	<b>23 K</b>
Temperature rise surface	<b>17 K</b>
Altitude above sea level	<b>1000 mtr</b>
Hazardous area classification	<b>Safe area</b>

Rotor type	<b>Cage motor</b>
Bearing type	<b>6004-2Z/C3WT</b>

Type of grease	<b>Unirex N3</b>
----------------	------------------

Phase resistance at 20°C	<b>27,0390 Ohm</b>
Country of origin	<b>CZ</b>

Voltage/Freq	Locked rotor Torque [nom] [%]	Starting current [% nom]	Pull-up Torque [% nom]	Breakdown Torque [% nom]	No-load Current [A]
@ D 230V 50Hz	213%	603%	210%	310%	1,32 A
@ D 265V 60Hz	240%	643%	204%	330%	1,23 A

**NOTE**

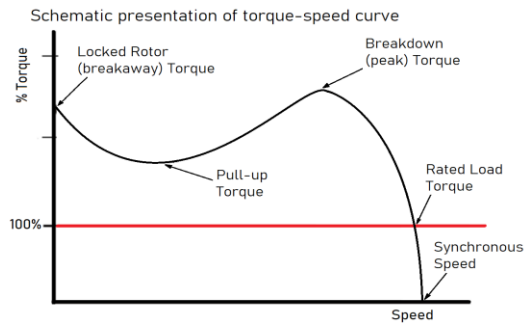
All performance values at rated voltage and frequency.  
 All performance parameters are subjected to standard tolerance as per IEC 60034-1  
 Voltage, Frequency are as per IEC60034-1  
 Technical data are subject to change. There may be discrepancies between calculated and name plate values.

Efficiency	Europe	Global IEC
Standards	EN-IEC: 60034-30	IEC: 60034-30

This is an uncontrolled copy, data can be changed anytime.

Degree of protection	<b>IP55</b>
Mounting type	<b>IM3641-FT130</b>
Cooling method	<b>IC411</b>
Motor weight - approx.	<b>14 kg</b>
Gross weight - approx.	<b>14 kg</b>
Motor inertia	<b>0,0021 kgm<sup>2</sup></b>
Vibration level	<b>according IEC60034-14</b>
Noise level (pressure) acc 60034-9	<b>50,3 dB(A)</b>

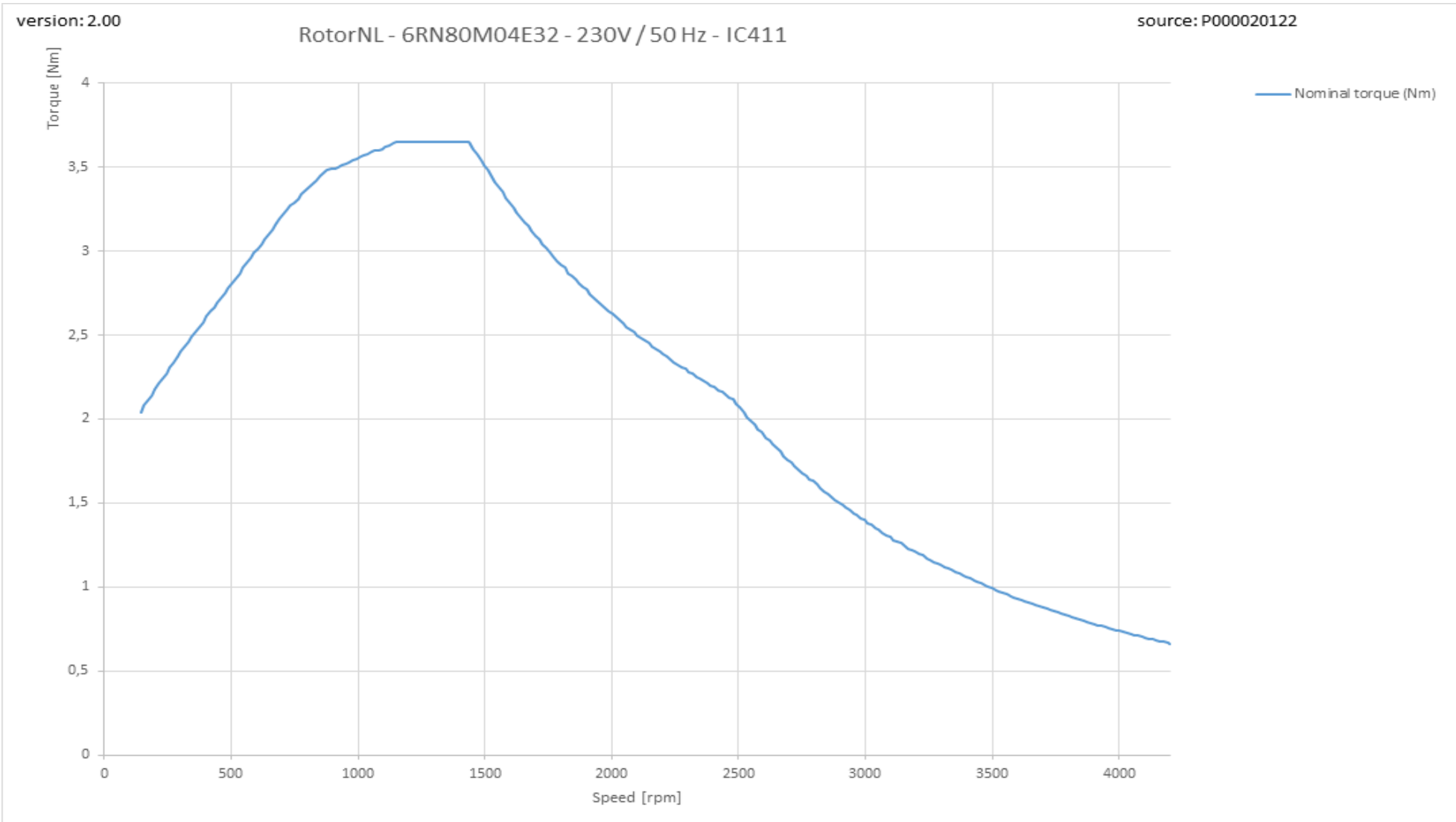
Direction of rotation	<b>cw / ccw</b>
-----------------------	-----------------



6RN80M04E32 4-pole 0,55kW D/Y 230/400V 50Hz S1 IC411 IE3



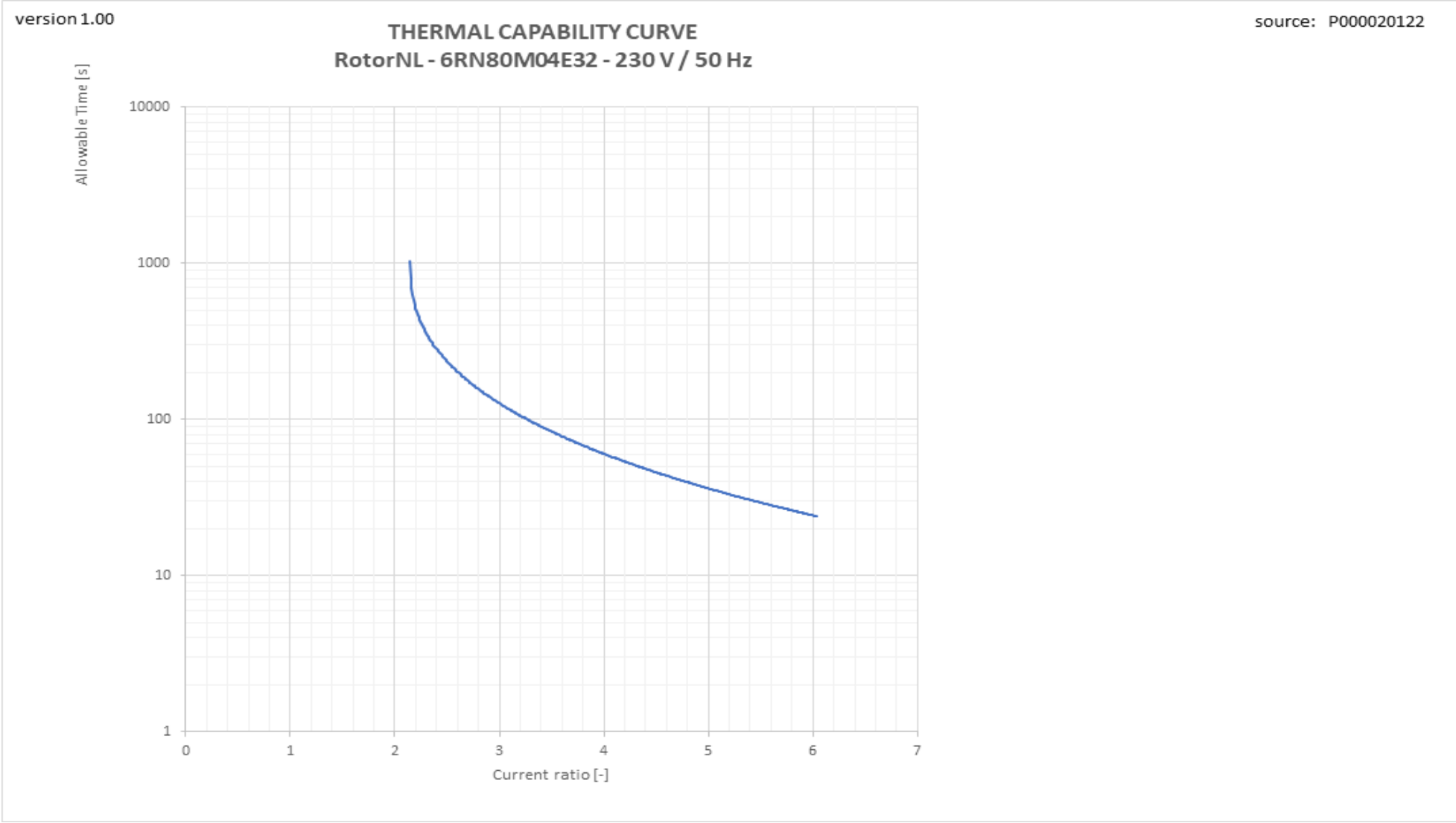
Torque versus Speed curve with variable frequency drive



This is an uncontrolled copy - document subject to change - alterations reserved without notice

Therm\_VSD graph

This is an uncontrolled copy - document subject to change - alterations reserved without notice



Tn graph

