

PRODUCT INFORMATION PACKET

Model No: 449TTFS6088

Catalog No: E282

XRI® General Purpose General Purpose Motor, 200 HP, 3 Ph, 60 Hz, 460 V, 1200 RPM, 449T Frame, TEFC



Regal and Marathon are trademarks of Regal Rexnord Corporation or one of its affiliated companies.

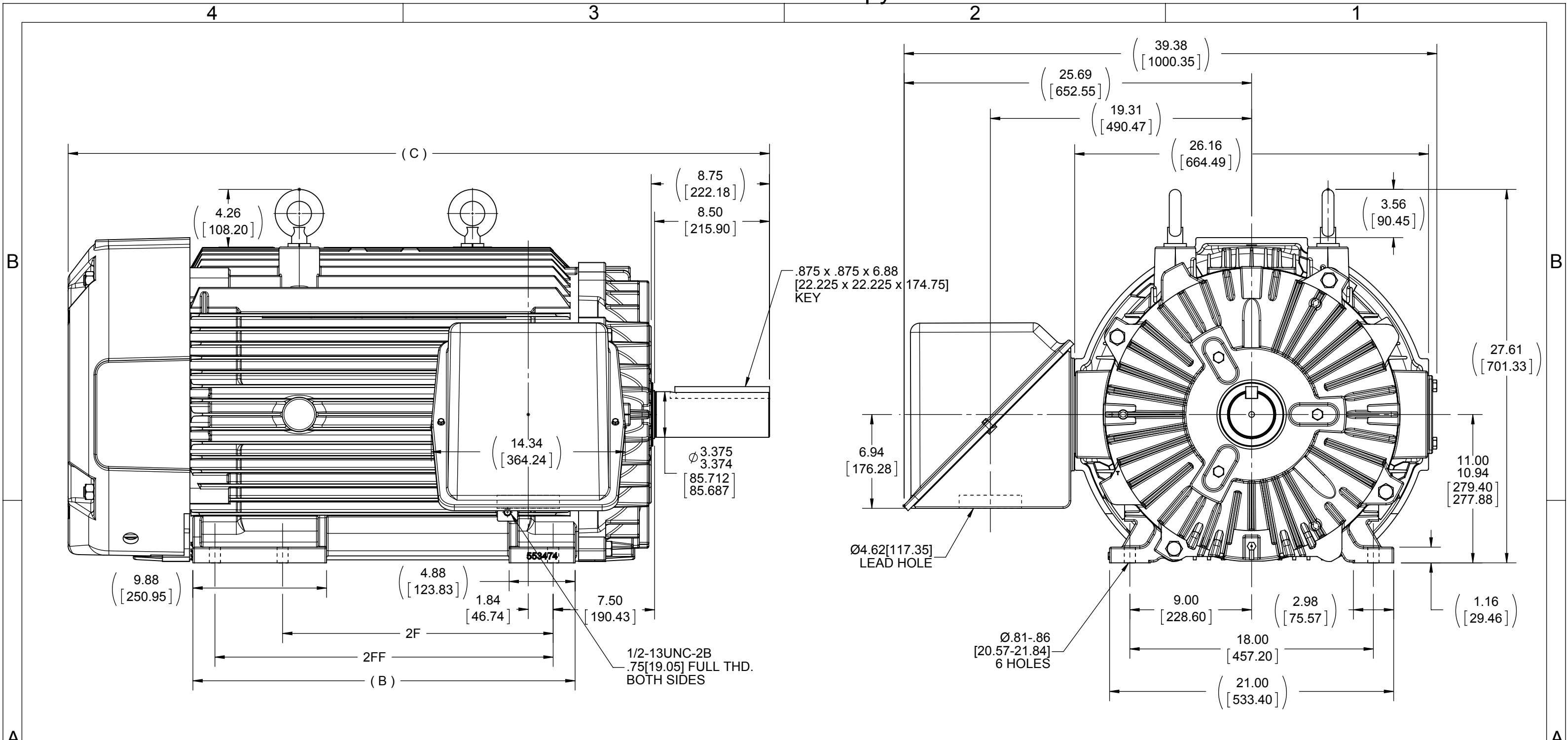
©2023 Regal Rexnord Corporation, All Rights Reserved. MC017097E

Nameplate Specifications

Phase	3	Output HP	200 Hp
Output KW	149.0 kW	Voltage	460 V
Speed	1190 rpm	Service Factor	1.15
Frame	449T	Enclosure	Totally Enclosed Fan Cooled
Thermal Protection	No Protection	Efficiency	95.8 %
Ambient Temperature	40 °C	Frequency	60 Hz
Current	240.0 A	Power Factor	81
Duty	Continuous	Insulation Class	H
Design Code	B	KVA Code	G
Drive End Bearing Size	NU319	Opp Drive End Bearing Size	6318
UL	Recognized	CSA	Y
CE	Y	IP Code	43
Number of Speeds	1		

Technical Specifications

Electrical Type	Squirrel Cage Induction Run	Starting Method	Across The Line
Poles	6	Rotation	Reversible
Resistance Main	.016 Ohms	Mounting	Rigid Base
Motor Orientation	Horizontal	Drive End Bearing	Roller
Opp Drive End Bearing	Ball	Frame Material	Cast Iron
Shaft Type	T	Overall Length	51.86 in
Frame Length	28.75 in	Shaft Diameter	3.375 in
Shaft Extension	8.75 in	Assembly/Box Mounting	F1/F2 CAPABLE
Connection Drawing	A-EE7300U	Outline Drawing	B-SS515635-2875



NOTES:

- 1- C'BOX CAN BE ROTATED IN 90° STEPS.
- 2- NAMEPLATES TO BE READ FROM C'BOX SIDE OF MOTOR.
- 3- C'BOX CAN BE MOUNTED IN F2 POSITION.

DASH	FRAME	B	C	2F	2FF
2875	447T	28.25 [717.55]	51.86 [1317.24]	20.00 [508.00]	---
2875	449T	28.25 [717.55]	51.86 [1317.24]	---	25.00 [635.00]

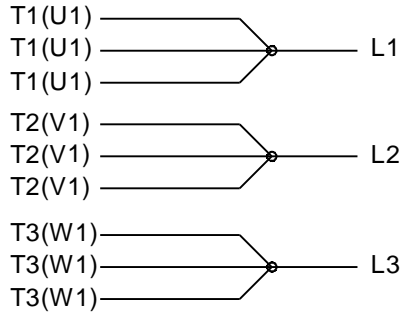
DRAWING REVISION D	REVISION BY CM	DATE 04-11-2014
ECO ECO-0049191	APPROVED BY DJK	DATE 04-11-2014
ECO DESCRIPTION UPDATE TO CURRENT STANDARDS		
<small>COPYRIGHT REGAL BELOIT AMERICA, INC. ALL RIGHTS RESERVED. PROPRIETARY AND CONFIDENTIAL INFORMATION - THIS DOCUMENT IS THE PROPERTY OF REGAL BELOIT AMERICA, INC. ("OWNER") AND CONTAINS OWNER'S PROPRIETARY INFORMATION. ANY PERSON, CORPORATION OR OTHER FIRM RECEIVING IT IS DEEMED, BY RECEIVING IT, TO AGREE THAT IT, AND/OR ANY PART OF IT, SHALL NOT BE DISCLOSED TO ANY PERSON, CORPORATION OR OTHER ENTITY, DUPLICATED, AND/OR USED, EXCEPT AS EXPRESSLY APPROVED IN WRITING IN ADVANCE BY OWNER. THIS DOCUMENT SHALL BE RETURNED TO OWNER UPON REQUEST. IT MAY BE SUBJECT TO CERTAIN RESTRICTIONS UNDER APPLICABLE EXPORT CONTROL LAWS AND REGULATIONS.</small>		

TOLERANCES UNLESS OTHERWISE SPECIFIED:			
DEC.	INCH	mm	ANGLE
.X	±0.1	[±2.5]	±7° 30"
.XX	±0.03	[±0.76]	
.XXX	±0.005	[±0.127]	
.XXXX	±0.0005	[±0.0127]	
REMOVE BURRS & BREAK SHARP EDGES: .003/.015 [0.076/.381]			
CORNER FILLETS: .02 [0.51]			
MACHINED SURFACES: 200 INCH 5.1 mm			
mm SHOWN IN [BRACKETS]			

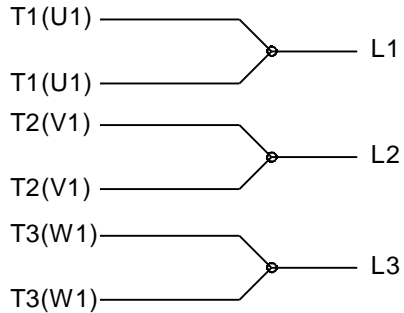
DRAWN BY DT
DATE 06-04-1996
APPROVED BY JL
DATE 06-05-1996
PROCESS/FINISH
THIRD ANGLE PROJECTION

Regal Beloit America, Inc.	
DESCRIPTION OUTLINE 447-449T FR. - STD.	
MATERIAL	
SIZE B	DRAWING NUMBER SS515635
SHEET 1 OF 1	

IF MOTOR HAS 9 LEADS

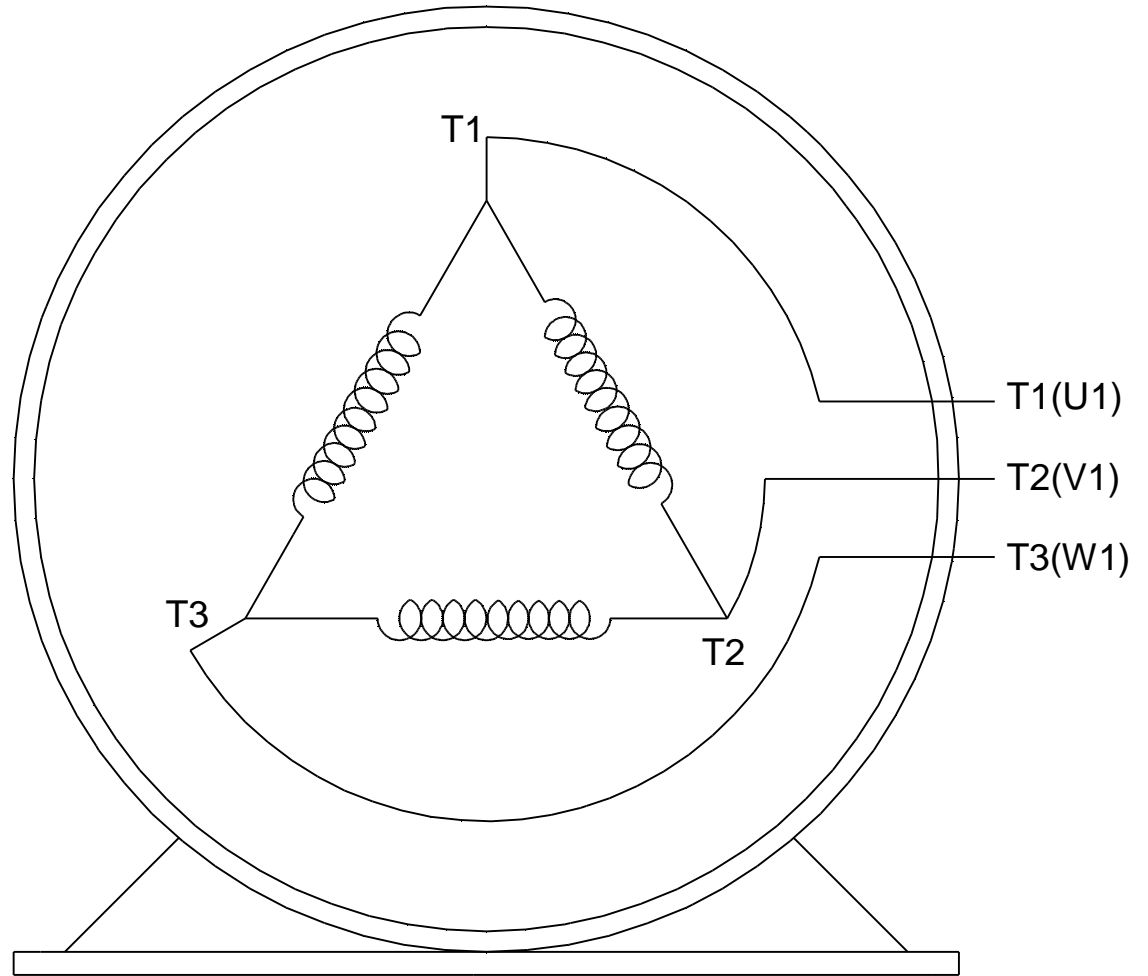
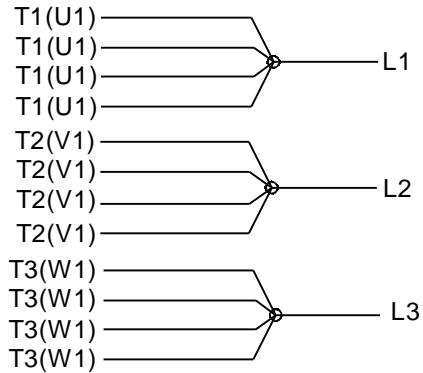


IF MOTOR HAS 6 LEADS



A-9806 DECAL IF CALLED FOR

IF MOTOR HAS 12 LEADS



VIEW OF TERMINAL END

DRAWING REVISION L	REVISION BY AJW	DATE 05-04-2015	TOLERANCES UNLESS OTHERWISE SPECIFIED:	DRAWN BY DRS	Regal Beloit America, Inc.																					
ECO ECO-0077067	APPROVED BY EWH	DATE 05-05-2015	<table style="font-size: small; border-collapse: collapse;"> <tr> <td><u>DEC.</u></td> <td><u>INCH</u></td> <td><u>mm</u></td> <td><u>ANGLE</u></td> </tr> <tr> <td>.X</td> <td>±0.1</td> <td>[±2.5]</td> <td>±7' 30"</td> </tr> <tr> <td>.XX</td> <td>±0.02</td> <td>[±0.51]</td> <td></td> </tr> <tr> <td>.XXX</td> <td>±0.005</td> <td>[±0.127]</td> <td></td> </tr> <tr> <td>.XXXX</td> <td>±0.0005</td> <td>[±0.0127]</td> <td></td> </tr> </table>	<u>DEC.</u>			<u>INCH</u>	<u>mm</u>	<u>ANGLE</u>	.X	±0.1	[±2.5]	±7' 30"	.XX	±0.02	[±0.51]		.XXX	±0.005	[±0.127]		.XXXX	±0.0005	[±0.0127]		DATE 09-27-1996
<u>DEC.</u>	<u>INCH</u>	<u>mm</u>	<u>ANGLE</u>																							
.X	±0.1	[±2.5]	±7' 30"																							
.XX	±0.02	[±0.51]																								
.XXX	±0.005	[±0.127]																								
.XXXX	±0.0005	[±0.0127]																								
ECO DESCRIPTION UPDATED TO SOLIDWORKS <small>COPYRIGHT REGAL BELOIT AMERICA, INC. ALL RIGHTS RESERVED. PROPRIETARY AND CONFIDENTIAL INFORMATION - THIS DOCUMENT IS THE PROPERTY OF REGAL BELOIT AMERICA, INC. ("OWNER") AND CONTAINS OWNER'S PROPRIETARY INFORMATION. ANY PERSON, CORPORATION OR OTHER FIRM RECEIVING IT IS DEEMED, BY RECEIVING IT, TO AGREE THAT IT, AND/OR ANY PART OF IT, SHALL NOT BE DISCLOSED TO ANY PERSON, CORPORATION OR OTHER ENTITY, DUPLICATED, AND/OR USED, EXCEPT AS EXPRESSLY APPROVED IN WRITING IN ADVANCE BY OWNER. THIS DOCUMENT SHALL BE RETURNED TO OWNER UPON REQUEST. IT MAY BE SUBJECT TO CERTAIN RESTRICTIONS UNDER APPLICABLE EXPORT CONTROL LAWS AND REGULATIONS.</small>			APPROVED BY GK	MATERIAL	PROCESS/FINISH																					
			REMOVE BURRS & BREAK SHARP EDGES: .003/.015 [.076/.381] X 45° CORNER FILLETS: R.02 [.51] MACHINED SURFACES: 200 $\sqrt{\text{INCH}}$ 5.1 $\sqrt{\text{mm}}$ mm SHOWN IN [BRACKETS]			DATE 09-30-1996	EE7300U																			
REFERENCE	THIRD ANGLE PROJECTION	SIZE A				DRAWING NUMBER			SHEET 1 OF 1																	

CERTIFICATION DATA SHEET

Model#: 449TTFS6088 AQ **WINDING#:** T449627 NONE 3
CONN. DIAGRAM: A-EE7300U **ASSEMBLY:** F1/F2 CAPABLE
OUTLINE: B-SS515635-2875

TYPICAL MOTOR PERFORMANCE DATA

HP	KW	SYNC. RPM	F.L. RPM	FRAME	ENCLOSURE	KVA CODE	DESIGN
200	149	1200	1190	447/449T	TEFC	G	B

PH	Hz	VOLTS	FL AMPS	START TYPE	DUTY	INSL	S.F	AMB°C	ELEVATION
3	60	460	240	ACROSS THE LINE	CONTINUOUS	H1	1.15	40	3300

FULL LOAD EFF: 95.8	3/4 LOAD EFF: 96	1/2 LOAD EFF: 95	GTD. EFF	ELEC. TYPE	NO LOAD AMPS
FULL LOAD PF: 81	3/4 LOAD PF: 78	1/2 LOAD PF: 70	95.4	SQ CAGE IND RUN	87

F.L. TORQUE	LOCKED ROTOR AMPS	L.R. TORQUE	B.D. TORQUE	F.L. RISE°C
883 LB-FT	1450	1325 LB-FT 150	2100 LB-FT 240	75

SOUND PRESSURE @ 3 FT.	SOUND POWER	ROTOR WK^2	MAX. WK^2	SAFE STALL TIME	STARTS /HOUR	APPROX. MOTOR WGT
72 dBA	82 dBA	115 LB-FT^2	2700 LB-FT^2	25 SEC.	2	2850 LBS.

***** SUPPLEMENTAL INFORMATION *****

DE BRACKET TYPE	ODE BRACKET TYPE	MOUNT TYPE	ORIENTATION	SEVERE DUTY	HAZARDOUS LOCATION	DRIP COVER	SCREENS	PAINT
STANDARD	STANDARD	RIGID	HORIZONTAL	FALSE	NONE	FALSE	NONE	BLUE (ENAMEL)

BEARINGS		GREASE	SHAFT TYPE	SPECIAL DE	SPECIAL ODE	SHAFT MATERIAL	FRAME MATERIAL
DE	OPE						
ROLLER	BALL	POLYREX EM	T	NONE	NONE	1045 HOT ROLLED (C-204)	CAST IRON
NU319	6318						

THERMO-PROTECTORS				THERMISTORS	CONTROL	SPACE /n HEATERS
THERMOSTATS	PROTECTORS	WDG RTDs	BRG RTDs			
NONE	NOT	NONE	NONE	NONE	FALSE	NONE VOLTS

If Inverter equals NONE, contact factory for further information

INVERTER TORQUE: NONE
INV. HP SPEED RANGE: NONE
ENCODER: NONE
NONE NONE
NONE NONE PPR
BRAKE: NONE NONE
NONE P/N NONE
NONE NONE
- FT-LB NONE V NONE Hz

*
N
O
T
E
S
*

DATE: 06/21/2017 07:13:54 AM
 FORM 3531 REV.3 02/07/99
 ** Subject to change without notice.

Data Sheet

Date: 6/20/2017

Customer: _____

Attention: _____

Submitted by: FAREEDA DUDEKULA



449TFS6088

Submittal

Data @ 460 V

Motor Load Data

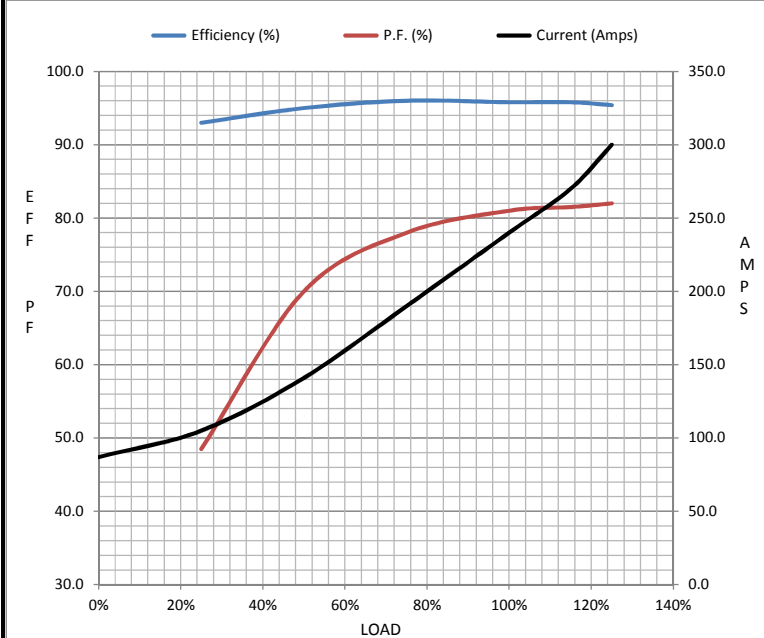
Load	0%	25%	50%	75%	100%	115%	125%	LR
Current (Amps)	87.0	105	141	190	240	270	300	1,450
Torque (ft-lb)	0.00	219	440	661	883	995	1,107	1,325
RPM	1200	1196	1194	1192	1190	1,188	1186	0
Efficiency (%)		93.0	95.0	96.0	95.8	95.8	95.4	
P.F. (%)	4.0	48.5	70.0	78.0	81.0	81.5	82.0	25.5

Motor Speed Data

	LR	Pull-Up	BD	Rated	Idle
Speed (RPM)	0	600	1125	1190	1200
Current (Amps)	1,450	1,350	825	240	87.0
Torque (ft-lb)	1,325	1,300	2,100	883	0.00

Information Block

HP	200.0			
Sync. RPM	1200			
Frame	449			
Enclosure	TEFC			
Construction	TFN			
Voltage	460 V			
Frequency	60 Hz			
Design	B			
LR Code letter	G			
Service Factor	1.15			
Temp Rise @ FL	75 °C			
Duty	CONT			
Ambient	40 °C			
Elevation	1,000 feet			
Rotor/Shaft wk ²	115 Lb-Ft ²			
Ref Wdg	T449627 NONE			
Sound Pressure @ 1M	72 dBA			
VFD Rating	NONE			
Outline Dwg	B-SS515635-2875			
Conn. Diag	A-EE7300U			
Additional Specifications:				
0				
0				
EQUIV CKT (OHMS / PHASE)				
R1	R2	X1	X2	Xm
0.0100	0.0100	0.1250	0.1600	2.7410



Speed - Torque Curve

