

PRODUCT INFORMATION PACKET

Model No: 449TSTFS14045

Catalog No: Y1644

Fire Pump Motor, 300 & 250 HP, 3 Ph, 60 & 50 Hz, 460 & 380 V, 1800 & 1500 RPM, 449TS Frame, TEFC



Regal and Marathon are trademarks of Regal Rexnord Corporation or one of its affiliated companies.

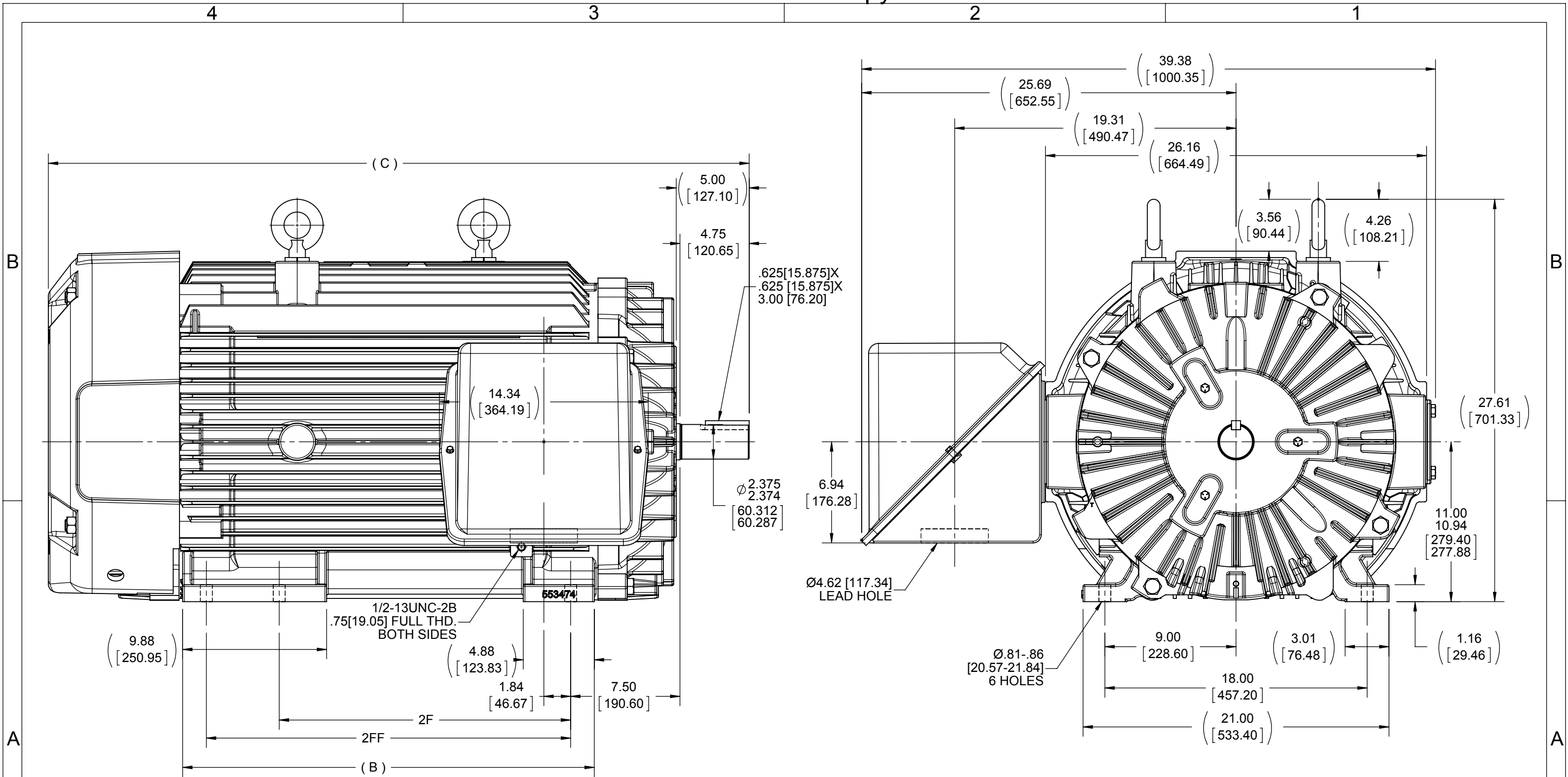
©2023 Regal Rexnord Corporation, All Rights Reserved. MC017097E

Nameplate Specifications

Phase	3	Output HP	300 & 250 Hp
Output KW	224.0 & 187.0 kW	Voltage	460 & 380 V
Speed	1788 & 1485 rpm	Service Factor	1.15 & 1.15
Frame	449TS	Enclosure	Totally Enclosed Fan Cooled
Thermal Protection	No Protection	Efficiency	95.4 & 95 %
Ambient Temperature	40 °C	Frequency	60 & 50 Hz
Current	335 & 340 A	Power Factor	87
Duty	Continuous	Insulation Class	F
Design Code	B	KVA Code	G
Drive End Bearing Size	6318	Opp Drive End Bearing Size	6316
UL	No	CSA	Y
CE	Y	IP Code	43
Number of Speeds	1		

Technical Specifications

Electrical Type	Squirrel Cage Induction Run	Starting Method	Part Wdg Start & Wye Start Delta Run
Poles	4	Rotation	Reversible
Resistance Main	.0085 Ohms	Mounting	Rigid Base
Motor Orientation	Horizontal	Drive End Bearing	Ball
Opp Drive End Bearing	Ball	Frame Material	Cast Iron
Shaft Type	TS	Overall Length	48.11 in
Frame Length	28.75 in	Shaft Diameter	2.375 in
Shaft Extension	5 in	Assembly/Box Mounting	F1/F2 CAPABLE
Outline Drawing	B-SS515643-2875	Connection Drawing	A-EE7300BH



NOTE:
 1. CONDUIT BOX CAN BE ROTATED IN 90° STEPS.
 2. NAMEPLATES TO BE READ FROM CONDUIT BOX SIDE OF THE MOTOR.

DASH	FRAME	B	C	2F	2FF
2875	447TS	28.25 [717.55]	48.11 [1221.99]	20.00 [508.00]	25.00 [635.00]
2875	449TS	28.25 [717.55]	48.11 [1221.99]	20.00 [508.00]	25.00 [635.00]

DRAWING REVISION C	REVISION BY CM	DATE 3-10-2014
ECO ECO-0047108	APPROVED BY DJK	DATE 3-10-2014
ECO DESCRIPTION UPDATED DRAWING - NMR-0053354		
<small>COPYRIGHT REGAL BELOIT AMERICA, INC. ALL RIGHTS RESERVED. PROPRIETARY AND CONFIDENTIAL INFORMATION - THIS DOCUMENT IS THE PROPERTY OF REGAL BELOIT AMERICA, INC. ("OWNER") AND CONTAINS OWNER'S PROPRIETARY INFORMATION. ANY PERSON, CORPORATION OR OTHER FIRM RECEIVING IT IS DEEMED, BY RECEIVING IT, TO AGREE THAT IT, AND/OR ANY PART OF IT, SHALL NOT BE DISCLOSED TO ANY PERSON, CORPORATION OR OTHER ENTITY, DUPLICATED, AND/OR USED, EXCEPT AS EXPRESSLY APPROVED IN WRITING IN ADVANCE BY OWNER. THIS DOCUMENT SHALL BE RETURNED TO OWNER UPON REQUEST. IT MAY BE SUBJECT TO CERTAIN RESTRICTIONS UNDER APPLICABLE EXPORT CONTROL LAWS AND REGULATIONS.</small>		

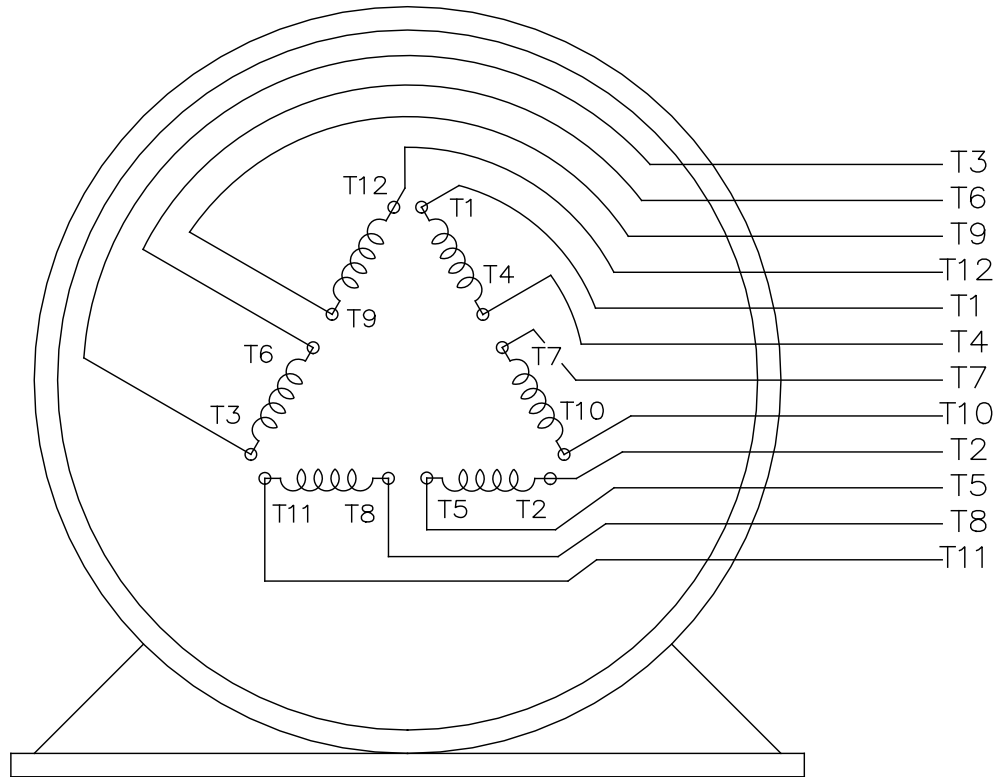
TOLERANCES UNLESS OTHERWISE SPECIFIED:

DEC.	INCH	mm	ANGLE
.X	±0.1	[±2.5]	±0.5°
.XX	±0.03	[±0.76]	
.XXX	±0.005	[±0.127]	
.XXXX	±0.0005	[±0.0127]	

REMOVE BURRS & BREAK SHARP
 EDGES: .003/.015 [0.076/.381]
 CORNER FILLETS: .02 [0.51]
 MACHINED SURFACES: 125 INCH $\sqrt{\text{mm}}$ 3.2
 mm SHOWN IN [BRACKETS]

DRAWN BY KL	DATE 06-12-1996
APPROVED BY JL	DATE 06-12-1996
PROCESS/FINISH	
THIRD ANGLE PROJECTION	

REGAL ™ Regal Beloit America, Inc.	
DESCRIPTION OUTLINE 447-449TS FR. - STD.	
MATERIAL	
SIZE B	DRAWING NUMBER SS515643
SHEET 1 OF 1	



VIEW OF TERMINAL END

				TOLERANCES UNLESS SPECIFIED		REGAL REGAL - BELOIT CORPORATION	DRAWN RJW 02-11-2005				
				DEC.	INCHES		CHK	ML	02-11-2005		
				.X	±.1		APPD	GK	02-11-2005		
				.XX	±.02	TITLE CONNECTION DIAGRAM		SCALE			
D	CHANGED TO REGAL TITLE BLOCK	ECO-0108299	WGJ 08/22/2016	EMH	.XXX ±.005	12 LEAD- SINGLE VOLTAGE		REF			
1	ADDED IEC TERMINAL MARKINGS	CN 41429	JJB 05/24/2007	ML	.XXXX ±.0005	MAT'L.		FMF			
NO.	REVISION	BY & DATE	CHK	ANG	±7'30"	FINISH		PREV			
THIS DRAWING IN DESIGN AND DETAIL IS OUR PROPERTY AND MUST NOT BE USED EXCEPT IN CONNECTION WITH OUR WORK ALL RIGHTS OF DESIGN AND INVENTION ARE RESERVED THIS IS AN ELECTRONICALLY GENERATED DOCUMENT - DO NOT SCALE THIS PRINT						RFP 02-11-2005	CAD FILE ee7300bh	SIZE A	DRAWING NO. EE7300BH	PAGE OF	REV. C
						DIST LB					

CERTIFICATION DATA SHEET

Model#: 449TSTFS14045 AA **WINDING#:** T4494191 NONE 1
CONN. DIAGRAM: A-EE7300BH **ASSEMBLY:** F1/F2 CAPABLE
OUTLINE: B-SS515643-2875

TYPICAL MOTOR PERFORMANCE DATA

HP	KW	SYNC. RPM	F.L. RPM	FRAME	ENCLOSURE	KVA CODE	DESIGN
300&250	224&187	1800	1788&1485	447/449TS	TEFC	G	B

PH	Hz	VOLTS	FL AMPS	START TYPE	DUTY	INSL	S.F	AMB°C	ELEVATION
3	60/50	460#380	335&340	PWS & YDRUN	CONTINUOUS	F1	1.15/1.15	40	3300

FULL LOAD EFF: 95.4&95	3/4 LOAD EFF: 95.4	1/2 LOAD EFF: 94.1	GTD. EFF	ELEC. TYPE	NO LOAD AMPS
FULL LOAD PF: 87&87.5	3/4 LOAD PF: 86	1/2 LOAD PF: 80	94.5	SQ CAGE IND RUN	92

F.L. TORQUE	LOCKED ROTOR AMPS	L.R. TORQUE	B.D. TORQUE	F.L. RISE°C
882 LB-FT	2150	1600 LB-FT 180	2100 LB-FT 238	80

SOUND PRESSURE @ 3 FT.	SOUND POWER	ROTOR WK^2	MAX. WK^2	SAFE STALL TIME	STARTS /HOUR	APPROX. MOTOR WGT
85 dBA	95 dBA	92 LB-FT^2	2000 LB-FT^2	25 SEC.	1	2950 LBS.

***** SUPPLEMENTAL INFORMATION *****

DE BRACKET TYPE	ODE BRACKET TYPE	MOUNT TYPE	ORIENTATION	SEVERE DUTY	HAZARDOUS LOCATION	DRIP COVER	SCREENS	PAINT
STANDARD	STANDARD	RIGID	HORIZONTAL	FALSE	NONE	FALSE	NONE	RED (ENAMEL)

BEARINGS		GREASE	SHAFT TYPE	SPECIAL DE	SPECIAL ODE	SHAFT MATERIAL	FRAME MATERIAL
DE	OPE						
BALL	BALL	POLYREX EM	TS	NONE	NONE	1045 HOT ROLLED (C-204)	CAST IRON
6318	6316						

THERMO-PROTECTORS				THERMISTORS	CONTROL	SPACE /n HEATERS
THERMOSTATS	PROTECTORS	WDG RTDs	BRG RTDs			
NONE	NOT	NONE	NONE	NONE	FALSE	NONE VOLTS

If Inverter equals NONE, contact factory for further information

INVERTER TORQUE: NONE
INV. HP SPEED RANGE: NONE
ENCODER: NONE
NONE NONE
NONE NONE PPR
BRAKE: NONE NONE
NONE P/N NONE
NONE NONE
- FT-LB NONE V NONE Hz

*
N
O
T
E
S
*

DATE: 06/21/2017 06:52:23 AM
 FORM 3531 REV.3 02/07/99
 ** Subject to change without notice.

Data Sheet

Date: 6/19/2017

449TSTFS14045

Customer: _____

Attention: _____

Submitted by: FAREEDA DUDEKULA



Submittal

Data @ 460 V

Motor Load Data

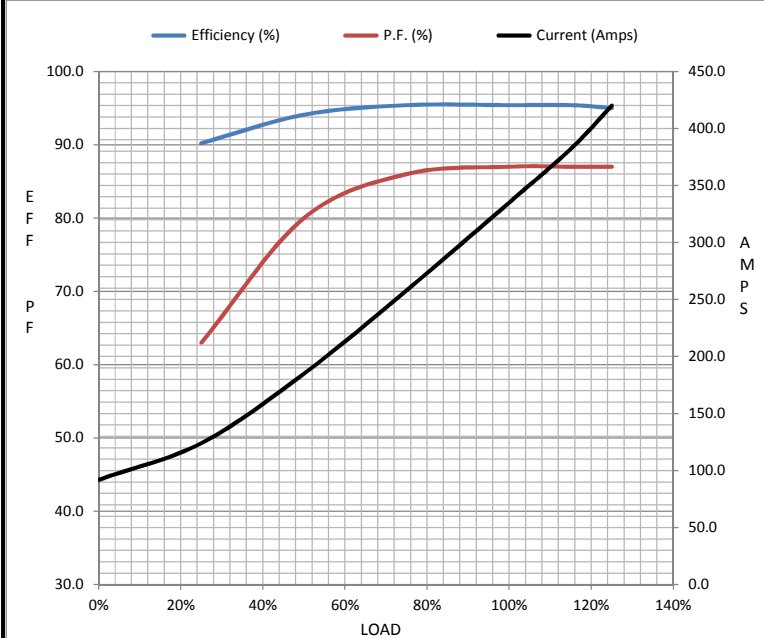
Load	0%	25%	50%	75%	100%	115%	125%	LR
Current (Amps)	92.0	124	185	258	335	382	420	2,150
Torque (ft-lb)	0.00	219	439	660	882	1,015	1,105	1,600
RPM	1800	1796	1794	1790	1788	1,785	1782	0
Efficiency (%)		90.2	94.1	95.4	95.4	95.4	95.0	
P.F. (%)	7.0	63.0	80.0	86.0	87.0	87.0	87.0	28.0

Motor Speed Data

	LR	Pull-Up	BD	Rated	Idle
Speed (RPM)	0	900	1725	1788	1800
Current (Amps)	2,150	2,050	1,150	335	92.0
Torque (ft-lb)	1,600	1,450	2,100	882	0.00

Information Block

HP	300.0			
Sync. RPM	1800			
Frame	449			
Enclosure	TEFC			
Construction	TFN			
Voltage	460#380 V			
Frequency	60 Hz			
Design	A			
LR Code letter	G			
Service Factor	1.15			
Temp Rise @ FL	80 ° C			
Duty	CONT			
Ambient	40 ° C			
Elevation	1,000 feet			
Rotor/Shaft wk ²	92.0 Lb-Ft ²			
Ref Wdg	T4494191 NONE			
Sound Pressure @ 1M	85 dBA			
VFD Rating	NONE			
Outline Dwg	B-SS515643-2875			
Conn. Diag	A-EE7300BH			
Additional Specifications:				
0				
0				
EQUIV CKT (OHMS / PHASE)				
R1	R2	X1	X2	Xm
0.0080	0.0060	0.0720	0.1150	2.9010



Speed -Torque Curve

