

PRODUCT INFORMATION PACKET

marathon®
Motors

Model No: 447TSTFCD6004

Catalog No: GT1054A

Globetrotter® General Purpose Motor, 200 & 150 HP, 3 Ph, 60 & 50 Hz, 460 & 380 V, 3600 & 3000 RPM,
447TS Frame, TEFC



Regal and Marathon are trademarks of Regal Rexnord Corporation or one of its affiliated companies.

©2023 Regal Rexnord Corporation, All Rights Reserved. MC017097E

RegalRexnord

Nameplate Specifications

Phase	3	Output HP	200 & 150 Hp
Output KW	149.0 & 112.0 kW	Voltage	460 & 380 V
Speed	3580 & 2982 rpm	Service Factor	1.15 & 1.15
Frame	447TS	Enclosure	Totally Enclosed Fan Cooled
Thermal Protection	No Protection	Efficiency	95.4 & 95.4 %
Ambient Temperature	40 °C	Frequency	60 & 50 Hz
Current	217 & 197 A	Power Factor	90.5
Duty	Continuous	Insulation Class	F
Design Code	A	KVA Code	H
Drive End Bearing Size	6314	Opp Drive End Bearing Size	6314
UL	Listed	CSA	Y
CE	Y	IP Code	55
Number of Speeds	1	Hazardous Location	DIVISION 2 T2B

Technical Specifications

Electrical Type	Squirrel Cage Inverter Rated	Starting Method	Part Wdg Start Or Inverter
Poles	2	Rotation	Reversible
Resistance Main	.16 Ohms	Mounting	Rigid Base
Motor Orientation	Horizontal	Drive End Bearing	Ball
Opp Drive End Bearing	Ball	Frame Material	Cast Iron
Shaft Type	TS	Overall Length	51.46 in
Shaft Diameter	2.375 in	Shaft Extension	4.75 in
Assembly/Box Mounting	F1/F2 CAPABLE	Inverter Load	CONSTANT 2:1/VARIABLE 10:1
Outline Drawing	SS557012	Connection Drawing	EE7341C

EE7341C

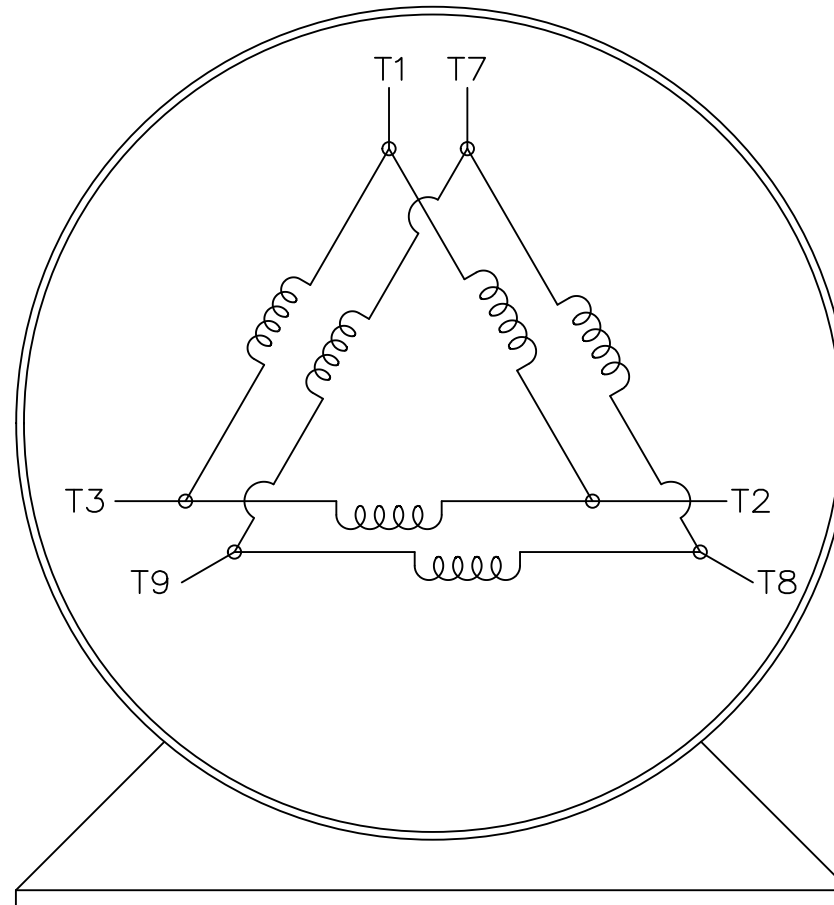
THREE PHASE – PART WINDING START
DELTA – 6 LEADS

START

CONNECT T1 TO LINE 1
CONNECT T2 TO LINE 2
CONNECT T3 TO LINE 3
T7-T8-T9 OPEN

RUN

CONNECT T1&T7 TO LINE 1
CONNECT T2&T8 TO LINE 2
CONNECT T3&T9 TO LINE 3



VIEW OF TERMINAL END

IF MOTOR HAS 2 T'S

START

CONNECT T1,T1 TO LINE 1
CONNECT T2,T2 TO LINE 2
CONNECT T3,T3 TO LINE 3
T7,T7-T8,T8-T9,T9 OPEN

RUN

CONNECT T1,T1&T7,T7 TO LINE 1
CONNECT T2,T2&T8,T8 TO LINE 2
CONNECT T3,T3&T9,T9 TO LINE 3

				TOLERANCES UNLESS SPECIFIED		DRAWN BLR 03-09-1998	
				DEC.	INCHES	CHK ML 03-23-1998	
				.X	± -	APPD GK 03-23-1998	
				.XX	± -	SCALE 1=1	
				.XXX	± -	TITLE CONNECTION DIAGRAM	
				EMH .XXXX	± -	3φ - 6 LEADS	
				CHK ANG	± -	REF	
						FMF	
NO.	REVISION	BY & DATE	CHK	ANG	FINISH	PREV	
E	NOTE ADDED FOR 2 T'S	NAR 17-12-2020	RC	.XXX	± -	DRAWING NO. PAGE OF	
D	RE-DRAWN WITH REGAL LOGO ECO-0110493	WGJ 09-30-2016	EMH	.XXXX	± -	REV.	
THIS DRAWING IN DESIGN AND DETAIL IS OUR PROPERTY AND MUST NOT BE USED EXCEPT IN CONNECTION WITH OUR WORK ALL RIGHTS OF DESIGN AND INVENTION ARE RESERVED THIS IS AN ELECTRONICALLY GENERATED DOCUMENT - DO NOT SCALE THIS PRINT				RFP	CAD FILE EE7341C	SIZE A	EE7341C
				DIST			E



CERTIFICATION DATA SHEET

Model#: 447TSTFCD6004 AA **WINDING#:** HE32802008 NONE 1
CONN. DIAGRAM: EE7341C **ASSEMBLY:** F1/F2 CAPABLE
OUTLINE: SS557012

TYPICAL MOTOR PERFORMANCE DATA

HP	KW	SYNC. RPM	F.L. RPM	FRAME	ENCLOSURE	KVA CODE	DESIGN
200&150	149&112	3600	3580&2982	447TS	TEFC	G	B

PH	Hz	VOLTS	FL AMPS	START TYPE	DUTY	INSL	S.F	AMB°C	ELEVATION
3	60/50	460#380	217&197	PWS OR INVERTER	CONTINUOUS	F7	1.15/1.15	40	3300

FULL LOAD EFF: 95.4&95.4	3/4 LOAD EFF: 95.4	1/2 LOAD EFF: 94.5	GTD. EFF	ELEC. TYPE	NO LOAD AMPS
FULL LOAD PF: 90.5&90	3/4 LOAD PF: 89	1/2 LOAD PF: 84.2	95	SQ CAGE INV RATED	53.5

F.L. TORQUE	LOCKED ROTOR AMPS	L.R. TORQUE	B.D. TORQUE	F.L. RISE°C
294 LB-FT	1450	512 LB-FT 175	821 LB-FT 280	70

SOUND PRESSURE @ 3 FT.	SOUND POWER	ROTOR WK^2	MAX. WK^2	SAFE STALL TIME	STARTS /HOUR	APPROX. MOTOR WGT
82 dBA	92 dBA	51 LB-FT^2	- LB-FT^2	15 SEC.	-	2775 LBS.

***** SUPPLEMENTAL INFORMATION *****

DE BRACKET TYPE	ODE BRACKET TYPE	MOUNT TYPE	ORIENTATION	SEVERE DUTY	HAZARDOUS LOCATION	DRIP COVER	SCREENS	PAINT
STANDARD	STANDARD	RIGID	HORIZONTAL	FALSE	DIVISION 2 T2B	FALSE	NONE	BLUE (ENAMEL)

BEARINGS		GREASE	SHAFT TYPE	SPECIAL DE	SPECIAL ODE	SHAFT MATERIAL	FRAME MATERIAL
DE	OPE						
BALL	BALL	POLYREX EM	TS	NONE	NONE	1045 HOT ROLLED (C-204)	CAST IRON
6314	6314						

THERMO-PROTECTORS				THERMISTORS	CONTROL	SPACE /n HEATERS
THERMOSTATS	PROTECTORS	WDG RTDs	BRG RTDs			
NONE	NOT	NONE	NONE	NONE	FALSE	NONE VOLTS

If Inverter equals NONE, contact factory for further information

INVERTER TORQUE: VARIABLE 10:1
INV. HP SPEED RANGE: NONE
ENCODER: NONE
NONE NONE
NONE NONE PPR
BRAKE: NONE NONE
NONE P/N NONE
NONE NONE
NONE FT-LB NONE V NONE Hz

*
N
O
T
E
S
*

DATE: 07/03/2017 02:13:09 AM
 FORM 3531 REV.3 02/07/99
 ** Subject to change without notice.

Data Sheet

447TSTFCD6004

Date: 12/13/2018
 Customer: _____
 Attention: _____
 Submitted by: FAREEDA DUDEKULA



Submittal

Data @ 460 V

Motor Load Data

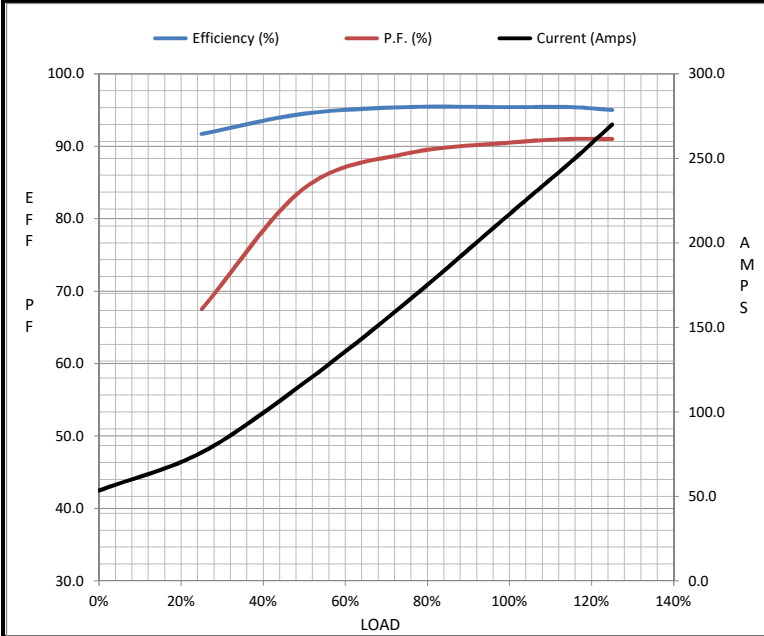
Load	0%	25%	50%	75%	100%	115%	125%	LR
Current (Amps)	53.5	76.0	117	165	217	248	270	1,450
Torque (ft-lb)	0.00	73.0	146	220	294	338	368	512
RPM	3600	3595	3590	3585	3580	3,578	3575	0
Efficiency (%)		91.7	94.5	95.4	95.4	95.4	95.0	
P.F. (%)	8.0	67.5	84.2	89.0	90.5	91.0	91.0	29.0

Motor Speed Data

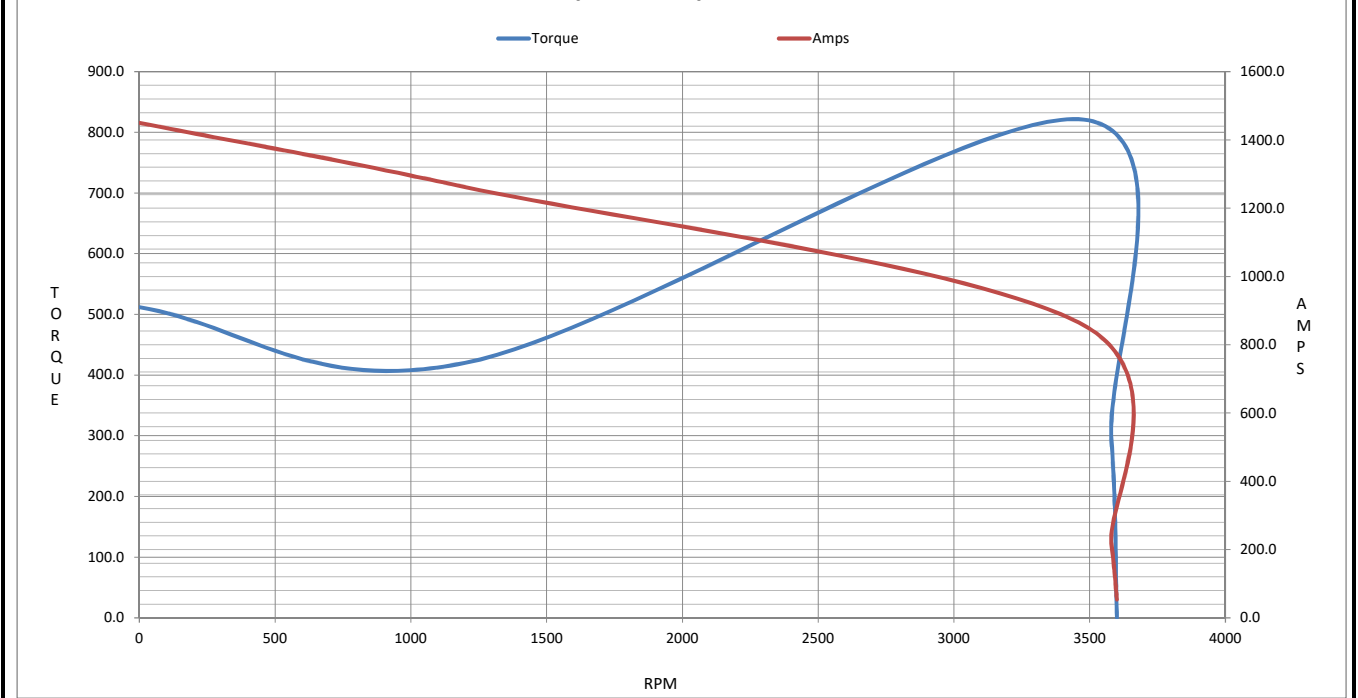
	LR	Pull-Up	BD	Rated	Idle
Speed (RPM)	0	1200	3478	3580	3600
Current (Amps)	1,450	1,262	857	217	53.5
Torque (ft-lb)	512	420	821	294	0.00

Information Block

HP	200.0			
Sync. RPM	3600			
Frame	447			
Enclosure	TEFC			
Construction	TFC			
Voltage	460#380 V			
Frequency	60 Hz			
Design	A			
LR Code letter	G			
Service Factor	1.15			
Temp Rise @ FL	70 °C			
Duty	CONT			
Ambient	40 °C			
Elevation	1,000 feet			
Rotor/Shaft wk ²	51.0 Lb-Ft ²			
Ref Wdg	HE32802008 NONE			
Sound Pressure @ 1M	82 dBA			
VFD Rating	VARIABLE 10:1			
Outline Dwg	SS557012			
Conn. Diag	EE7341C			
Additional Specifications:				
0				
0				
EQUIV CKT (OHMS / PHASE)				
R1	R2	X1	X2	Xm
0.0100	0.0070	0.0840	0.1340	4.9560



Speed -Torque Curve



EC Declaration of Conformity

The undersigned representing
the manufacturer:

Regal Beloit America
100 East Randolph St.
Wausau, WI 54401

and the authorized representative
established within the Community:

Marathon Electric UK
6F Thistleton Road Ind. Estate
Market Overton
Oakham, Rutland LE15 7PP UK

are committed to providing customers with products that comply with applicable regulations and international protocols to which they are subject, including the requirements of the European Parliament Directive on the Harmonization of the laws relating to electrical equipment designed for use within certain voltage limits (2014/35/EU).

Regal Beloit America declares that the following product(s), to which this declaration relates, are in conformity with the relevant sections of the EC standards listed below.

This statement supersedes any statements previously issued pertaining to the product(s) listed below and is subject to change without notice.

Model No : 447TSTFCD6004

(Model No. may contain prefix and/or suffix characters)

Catalog No : GT1054A

Rework No : N/A

Directives :

Low Voltage Directive 2014/35/EU

Harmonized Standards Used :

EN 60034-1: 2010 (IEC 60034-1: 2010)

EN 60034-5: 2001/A1:2007 (IEC 60034-5: 2000/A1:2006)

Authorized Representative:



Michael A. Logsdon
Vice President, Technology

Authorized Representative in the Community:



Julian Clark
Marketing Engineer

Created on 09/01/2022

CE 22