

PRODUCT INFORMATION PACKET

Model No: 447TSTDN7001

Catalog No: H178

Fire Pump Motor, 300 & 250 HP, 3 Ph, 60 & 50 Hz, 460 & 380 V, 3600 & 3000 RPM, 447TS Frame, DP



Regal and Marathon are trademarks of Regal Rexnord Corporation or one of its affiliated companies.

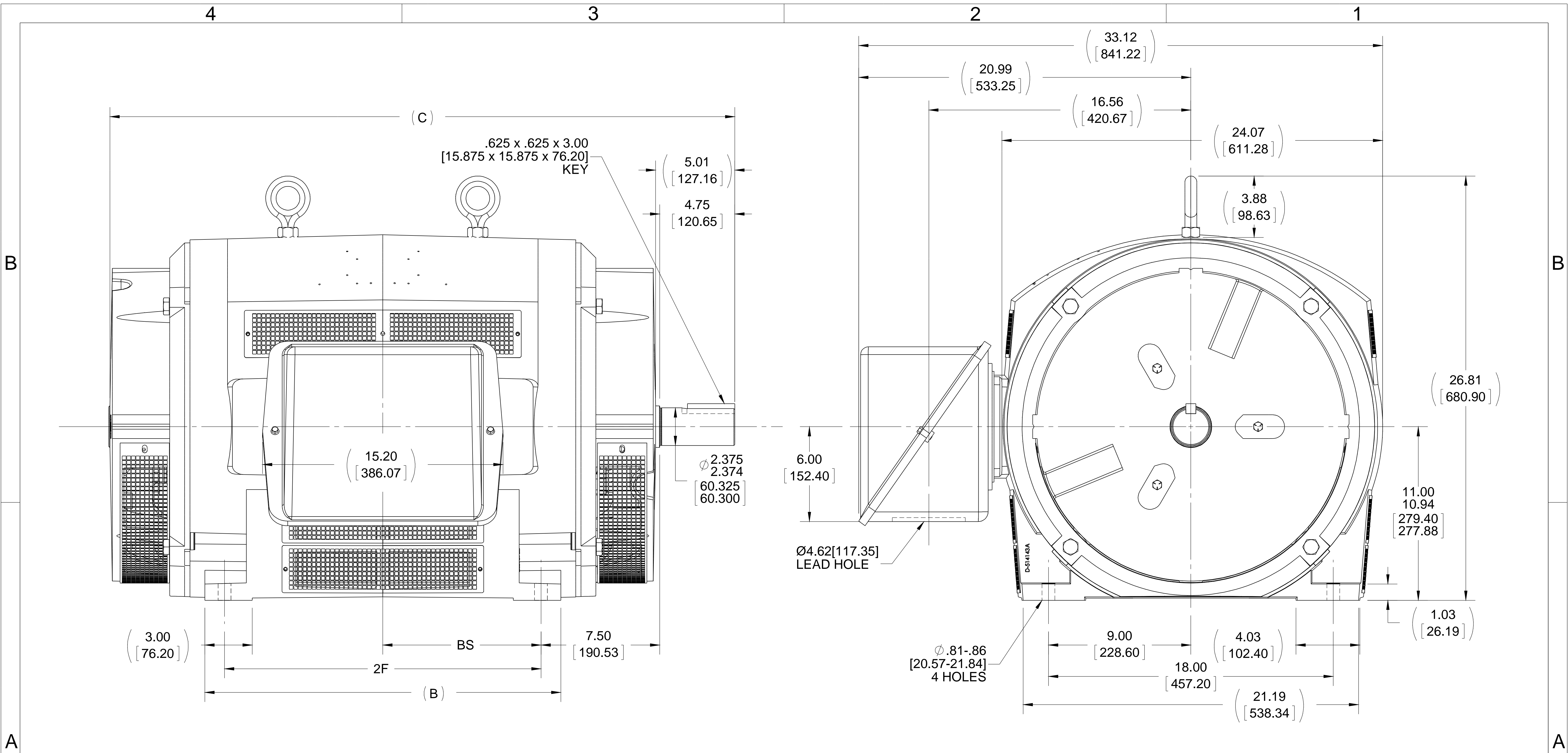
©2023 Regal Rexnord Corporation, All Rights Reserved. MC017097E

Nameplate Specifications

Phase	3	Output HP	300 & 250 Hp
Output KW	224.0 & 187.0 kW	Voltage	460 & 380 V
Speed	3568 & 2968 rpm	Service Factor	1.15 & 1.15
Frame	447TS	Enclosure	Drip Proof
Thermal Protection	No Protection	Efficiency	95 & 94.5 %
Ambient Temperature	50 °C	Frequency	60 & 50 Hz
Current	332 & 335 A	Power Factor	88
Duty	Continuous	Insulation Class	F
Design Code	B	KVA Code	F
Drive End Bearing Size	6314	Opp Drive End Bearing Size	6314
UL	Listed	CSA	Y
CE	Y	IP Code	12
Number of Speeds	1		

Technical Specifications

Electrical Type	Squirrel Cage Induction Run	Starting Method	Part Wdg Start & Wye Start Delta Run
Poles	2	Rotation	Reversible
Resistance Main	.018 Ohms	Mounting	Rigid Base
Motor Orientation	Horizontal	Drive End Bearing	Ball
Opp Drive End Bearing	Ball	Frame Material	Cast Iron
Shaft Type	TS	Overall Length	39.50 in
Frame Length	24.38 in	Shaft Diameter	2.375 in
Shaft Extension	5.01 in	Assembly/Box Mounting	F1/F2 CAPABLE
Outline Drawing	B-SS516498A-2438	Connection Drawing	A-EE7300BH



NOTES:

1. CONDUIT BOX CAN BE ROTATED IN 90° STEPS.
2. CONDUIT BOX CAN BE MOUNTED ON OPPOSITE SIDE BY REMOVING BRACKETS AND TURNING FRAME 180°.
3. NAMEPLATE TO BE READ FROM CONDUIT BOX SIDE OF MOTOR.

DASH	FRAME	B	C	2F	BS
2438	447TS	22.50 [571.50]	39.50 [1003.30]	20.00 [508.00]	10.00 [254.00]
2938	449TS	27.50 [698.50]	44.50 [1130.30]	25.00 [635.00]	12.50 [317.50]

DRAWING REVISION A	REVISION BY	DATE
ECO ECO-0078641	APPROVED BY	DATE
ECO DESCRIPTION NEW OUTLINE		
<small>COPYRIGHT REGAL BELOIT AMERICA, INC. ALL RIGHTS RESERVED. PROPRIETARY AND CONFIDENTIAL INFORMATION - THIS DOCUMENT IS THE PROPERTY OF REGAL BELOIT AMERICA, INC. ("OWNER") AND CONTAINS OWNER'S PROPRIETARY INFORMATION. ANY PERSON, CORPORATION OR OTHER FIRM RECEIVING IT IS DEEMED, BY RECEIVING IT, TO AGREE THAT IT, AND/OR ANY PART OF IT, SHALL NOT BE DISCLOSED TO ANY PERSON, CORPORATION OR OTHER ENTITY, DUPLICATED, AND/OR USED, EXCEPT AS EXPRESSLY APPROVED IN WRITING IN ADVANCE BY OWNER. THIS DOCUMENT SHALL BE RETURNED TO OWNER UPON REQUEST. IT MAY BE SUBJECT TO CERTAIN RESTRICTIONS UNDER APPLICABLE EXPORT CONTROL LAWS AND REGULATIONS.</small>		

TOLERANCES UNLESS OTHERWISE SPECIFIED:

DEC.	INCH	mm	ANGLE
.X	±0.1	[±2.5]	±7° 30"
.XX	±0.03	[±0.76]	
.XXX	±0.005	[±0.127]	
.XXXX	±0.0005	[±0.0127]	

REMOVE BURRS & BREAK SHARP EDGES: .003/.015 [0.076/.381] X 45°
CORNER FILLETS: R.02 [0.51]
MACHINED SURFACES: 200 INCH/mm 5.1
mm SHOWN IN [BRACKETS]

DRAWN BY AJW
DATE 05-28-2015
APPROVED BY DJK
DATE 05-28-2015
REFERENCE
THIRD ANGLE PROJECTION

REGAL ™ Regal Beloit America, Inc.	
DESCRIPTION OUTLINE 447/449TS FR - DR. PR. - SCREENED	
MATERIAL	PROCESS/FINISH
SIZE B	DRAWING NUMBER SS516498A
SHEET 1 OF 1	



VIEW OF TERMINAL END

				TOLERANCES UNLESS SPECIFIED		REGAL REGAL - BELOIT CORPORATION	DRAWN RJW 02-11-2005				
				DEC.	INCHES		CHK	ML	02-11-2005		
				.X	±.1		APPD	GK	02-11-2005		
				.XX	±.02	TITLE CONNECTION DIAGRAM		SCALE			
D	CHANGED TO REGAL TITLE BLOCK	ECO-0108299	WGJ 08/22/2016	EMH	.XXX ±.005	12 LEAD- SINGLE VOLTAGE		REF			
1	ADDED IEC TERMINAL MARKINGS	CN 41429	JJB 05/24/2007	ML	.XXXX ±.0005	MAT'L.		FMF			
NO.	REVISION	BY & DATE	CHK	ANG	±7'30"	FINISH		PREV			
THIS DRAWING IN DESIGN AND DETAIL IS OUR PROPERTY AND MUST NOT BE USED EXCEPT IN CONNECTION WITH OUR WORK ALL RIGHTS OF DESIGN AND INVENTION ARE RESERVED THIS IS AN ELECTRONICALLY GENERATED DOCUMENT - DO NOT SCALE THIS PRINT						RFP 02-11-2005	CAD FILE ee7300bh	SIZE A	DRAWING NO. EE7300BH	PAGE OF	REV. C
						DIST LB					

Data Sheet

447TSTDN7001

Date: 12/13/2018
 Customer: _____
 Attention: _____
 Submitted by: FAREEDA DUDEKULA



Submittal

Data @ 460 V

Motor Load Data

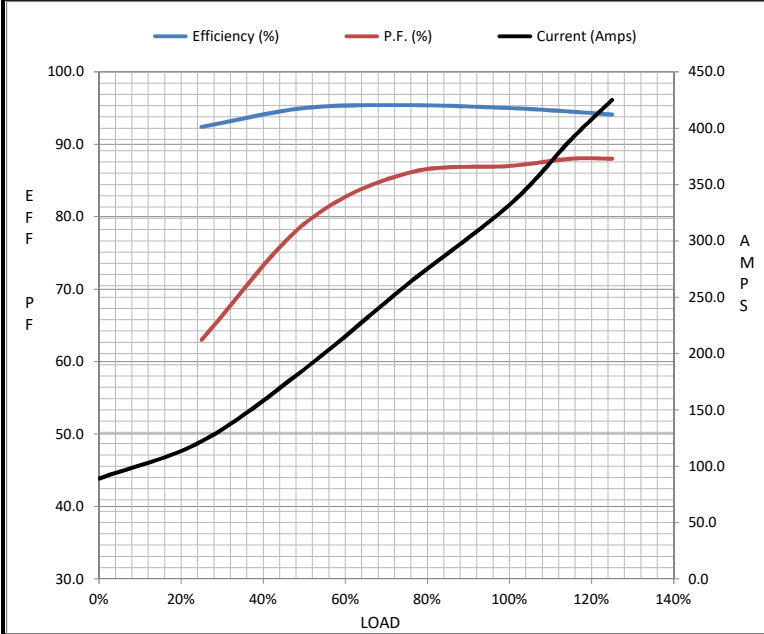
Load	0%	25%	50%	75%	100%	115%	125%	LR
Current (Amps)	89.0	122	186	261	332	390	425	1,800
Torque (ft-lb)	0.00	110	220	331	442	509	554	500
RPM	3600	3592	3585	3575	3565	3,560	3555	0
Efficiency (%)		92.4	95.0	95.4	95.0	94.5	94.1	
P.F. (%)	5.5	63.0	79.0	86.0	87.0	88.0	88.0	22.0

Motor Speed Data

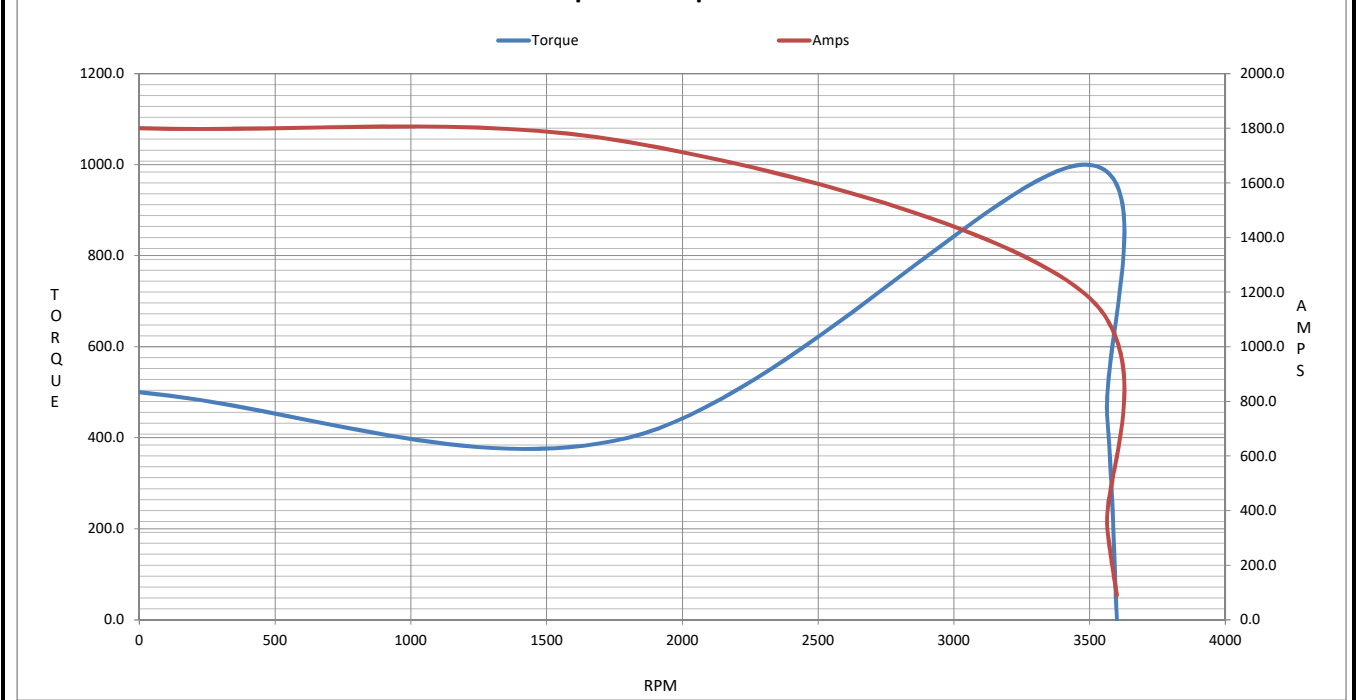
	LR	Pull-Up	BD	Rated	Idle
Speed (RPM)	0	1800	3475	3565	3600
Current (Amps)	1,800	1,750	1,200	332	89.0
Torque (ft-lb)	500	400	1,000	442	0.00

Information Block

HP	300.0			
Sync. RPM	3600			
Frame	447			
Enclosure	DP			
Construction	TDS			
Voltage	460#380 V			
Frequency	60 Hz			
Design	B			
LR Code letter	F			
Service Factor	1.15			
Temp Rise @ FL	55 °C			
Duty	CONT			
Ambient	40 °C			
Elevation	1,000 feet			
Rotor/Shaft wk ²	30.0 Lb-Ft ²			
Ref Wdg	T447230 NONE			
Sound Pressure @ 1M	85 dBA			
VFD Rating	NONE			
Outline Dwg	B-SS516498A-2438			
Conn. Diag	A-EE7300BH			
Additional Specifications:				
0				
0				
EQUIV CKT (OHMS / PHASE)				
R1	R2	X1	X2	Xm
0.0130	0.0070	0.1150	0.0550	2.9610



Speed -Torque Curve



EC Declaration of Conformity

The undersigned representing
the manufacturer:

Regal Beloit America
100 East Randolph St.
Wausau, WI 54401

and the authorized representative
established within the Community:

Marathon Electric UK
6F Thistleton Road Ind. Estate
Market Overton
Oakham, Rutland LE15 7PP UK

are committed to providing customers with products that comply with applicable regulations and international protocols to which they are subject, including the requirements of the European Parliament Directive on the Harmonization of the laws relating to electrical equipment designed for use within certain voltage limits (2014/35/EU).

Regal Beloit America declares that the following product(s), to which this declaration relates, are in conformity with the relevant sections of the EC standards listed below.

This statement supersedes any statements previously issued pertaining to the product(s) listed below and is subject to change without notice.

Model No : 447TSTDN7001

(Model No. may contain prefix and/or suffix characters)

Catalog No : H178

Rework No : N/A

Directives :

Low Voltage Directive 2014/35/EU

Harmonized Standards Used :

EN 60034-1: 2010 (IEC 60034-1: 2010)

EN 60034-5: 2001/A1:2007 (IEC 60034-5: 2000/A1:2006)

Authorized Representative:



Michael A. Logsdon
Vice President, Technology

Authorized Representative in the Community:



Julian Clark
Marketing Engineer

Created on 11/29/2022

CE 22