

PRODUCT INFORMATION PACKET

Model No: 445TTFN4049

Catalog No: U667

Other Purpose Motor, 200 HP, 3 Ph, 60 Hz, 575 V, 1800 RPM, 445T Frame, TEFC

Regal and are trademarks of Regal Rexnord Corporation or one of its affiliated companies.
©2022 Regal Rexnord Corporation, All Rights Reserved. MC017097E



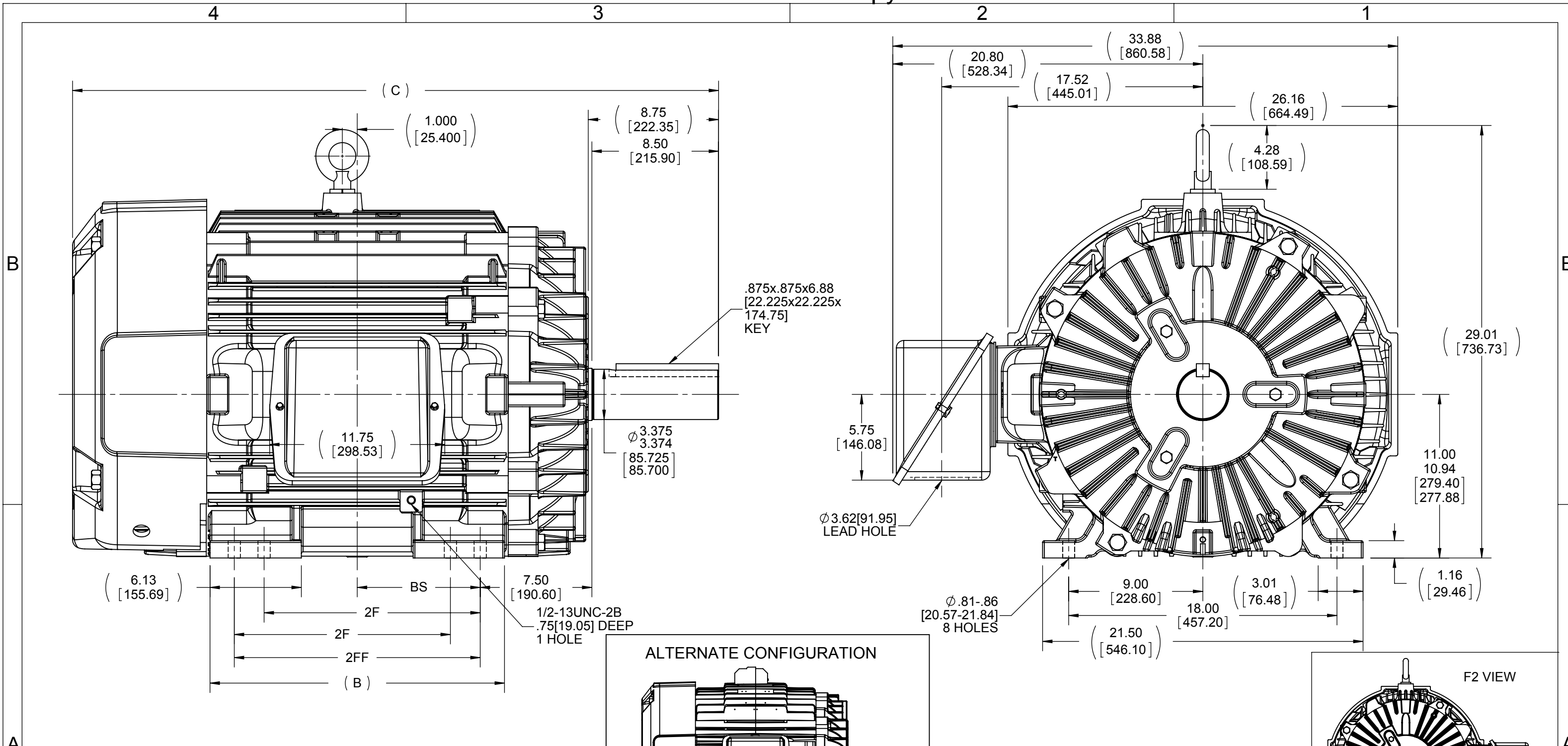
Nameplate Specifications

Output HP	200 Hp	Output KW	149.0 kW
Frequency	60 Hz	Voltage	575 V
Current	180.0 A	Speed	1785 rpm
Service Factor	1.15	Phase	3
Efficiency	95 %	Power Factor	87
Duty	Continuous	Insulation Class	F
Design Code	B	KVA Code	G
Frame	445T	Enclosure	Totally Enclosed Fan Cooled
Thermal Protection	No Protection	Ambient Temperature	40 °C
Drive End Bearing Size	6318	Opp Drive End Bearing Size	6316
UL	Recognized	CSA	Y
CE	Y	IP Code	43
Number of Speeds	1		

Technical Specifications

Electrical Type	Squirrel Cage Inverter Rated	Starting Method	Line Or Inverter
Poles	4	Rotation	Reversible
Resistance Main	.02 Ohms	Mounting	Rigid Base
Motor Orientation	Horizontal	Drive End Bearing	Ball
Opp Drive End Bearing	Ball	Frame Material	Cast Iron
Shaft Type	T	Overall Length	43.35 in
Frame Length	20.25 in	Shaft Diameter	3.375 in
Shaft Extension	8.75 in	Assembly/Box Mounting	F1/F2 CAPABLE
Outline Drawing	B-SS513898-2025	Connection Drawing	A-EE7300

This is an uncontrolled document once printed or downloaded and is subject to change without notice. Date Created:09/07/2022



- NOTES:
 1. CONDUIT BOX CAN BE ROTATED IN 90° STEPS.
 2. CONDUIT BOX CAN BE MOUNTED ON OPPOSITE SIDE BY REMOVING BRACKETS AND TURNING FRAME 180°
 3. NAMEPLATES TO BE READ FROM CONDUIT BOX SIDE OF MOTOR.

DASH	FRAME	B	C	BS	2F	2FF
1825	444T	17.75 [450.85]	41.35 [1050.29]	7.25 [184.15]	14.50 [368.30]	---
2025	444/445T	19.75 [501.65]	43.35 [1101.09]	8.25 [209.55]	14.50 [368.30]	16.50 [419.10]

DRAWING REVISION D	REVISION BY AJW	DATE 09-24-2014
ECO ECO-0060970	APPROVED BY JHA	DATE 09-24-2014
ECO DESCRIPTION UPDATED TO CURRENT STANDARDS COPYRIGHT REGAL BELOIT AMERICA, INC. ALL RIGHTS RESERVED PROPRIETARY AND CONFIDENTIAL INFORMATION - THIS DOCUMENT IS THE PROPERTY OF REGAL BELOIT AMERICA, INC. ("OWNER") AND CONTAINS OWNER'S PROPRIETARY INFORMATION. ANY PERSON, CORPORATION OR OTHER FIRM RECEIVING IT IS DEEMED, BY RECEIVING IT, TO AGREE THAT IT, AND/OR ANY PART OF IT, SHALL NOT BE DISCLOSED TO ANY PERSON, CORPORATION OR OTHER ENTITY, DUPLICATED, AND/OR USED, EXCEPT AS EXPRESSLY APPROVED IN WRITING IN ADVANCE BY OWNER. THIS DOCUMENT SHALL BE RETURNED TO OWNER UPON REQUEST. IT MAY BE SUBJECT TO CERTAIN RESTRICTIONS UNDER APPLICABLE EXPORT CONTROL LAWS AND REGULATIONS.		

TOLERANCES UNLESS OTHERWISE SPECIFIED:
 DEC. INCH mm ANGLE
 .X ±0.1 [±2.5] ±7° 30"
 .XX ±0.03 [±0.76]
 .XXX ±0.005 [±0.127]
 .XXXX ±0.0005 [±0.0127]
 REMOVE BURRS & BREAK SHARP
 EDGES: .003/.015 [0.076/.381]
 CORNER FILLETS: .02 [0.51]
 MACHINED SURFACES: 200 INCH 5.1 mm
 mm SHOWN IN [BRACKETS]

DRAWN BY
DA
 DATE
12/28/1990
 APPROVED BY
ML
 DATE
1/3/1991
 REFERENCE
 THIRD ANGLE PROJECTION

REGAL™ Regal Beloit America, Inc.

DESCRIPTION
OUTLINE
444-445T FR. - STD

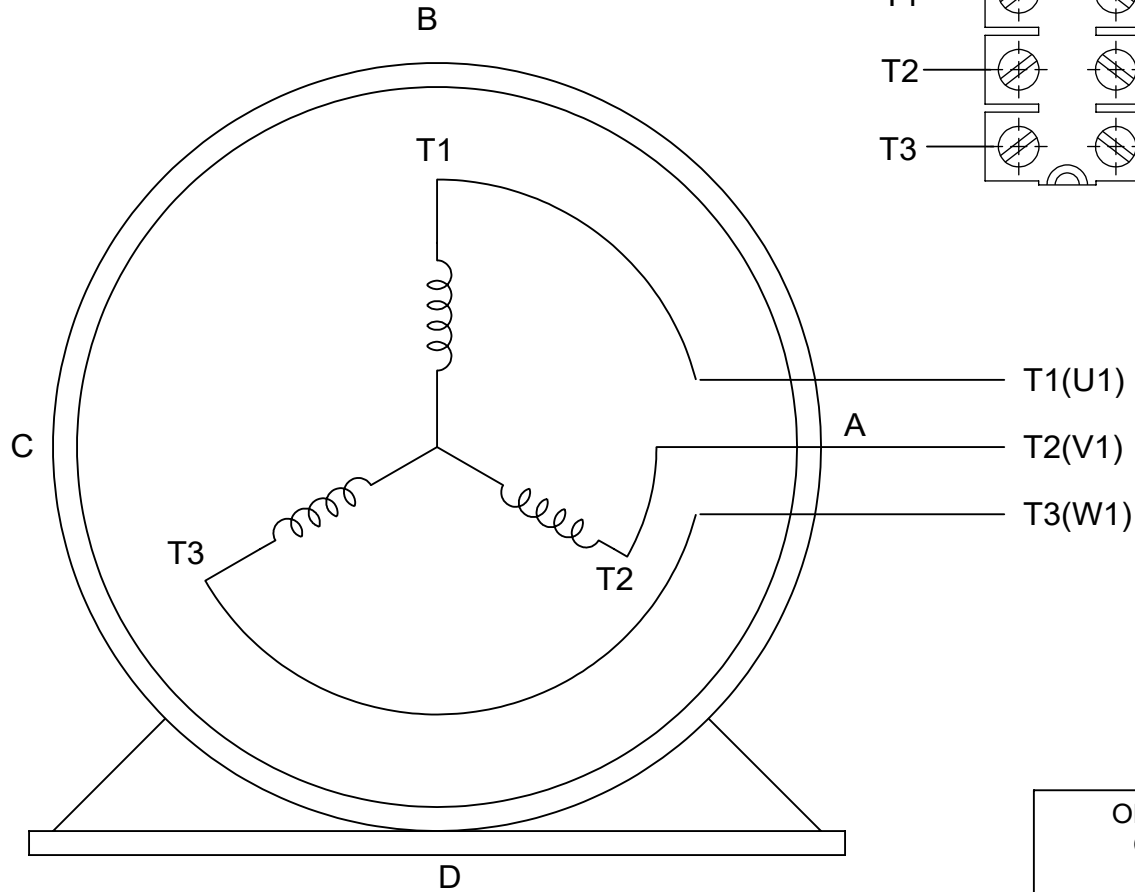
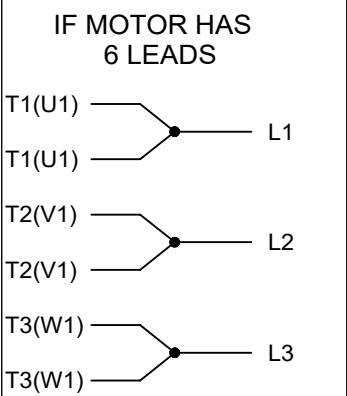
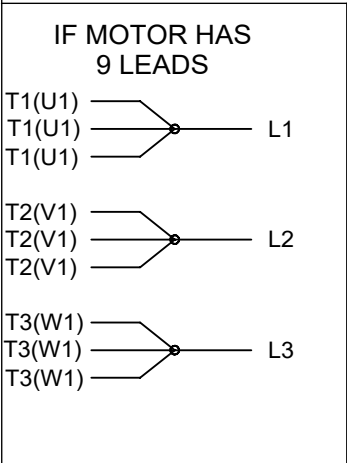
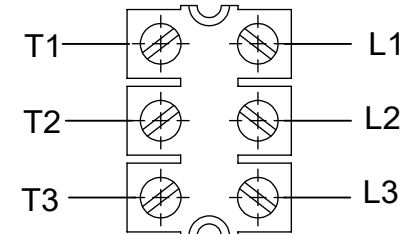
MATERIAL PROCESS/FINISH

SIZE B DRAWING NUMBER **SS513898** SHEET 1 OF 1

THREE PHASE - SINGLE VOLTAGE
MOTOR - CONDUIT BOX @ 'A'

TERMINAL BLOCK WHEN SPECIFIED

TO REVERSE ROTATION:
INTERCHANGE ANY TWO LINE
LEAD CONNECTIONS



VIEW OF TERMINAL END

OPTIONAL CORD CONNECTION

L1	WHITE
L2	RED
L3	BLACK

A-9806 DECAL

DRAWING REVISION AC	REVISION BY BS	REV DATE/© DATE 26/07/2022
REQUEST NUMBER CR-0010402	APPROVED BY SN	DATE 26/07/2022
REQUEST NUMBER DESCRIPTION DRAWING UPDATED		
<small>COPYRIGHT (PER REVISION DATE) REGAL BELOIT AMERICA, INC. ALL RIGHTS RESERVED. PROPRIETARY AND CONFIDENTIAL INFORMATION - THIS DOCUMENT IS THE PROPERTY OF REGAL BELOIT AMERICA, INC. ("OWNER") AND CONTAINS OWNER'S PROPRIETARY INFORMATION. ANY PERSON, CORPORATION OR OTHER FIRM RECEIVING IT IS DEEMED, BY RECEIVING IT, TO AGREE THAT IT, AND/OR ANY PART OF IT, SHALL NOT BE DISCLOSED TO ANY PERSON, CORPORATION OR OTHER ENTITY, DUPLICATED, AND/OR USED, EXCEPT AS EXPRESSLY APPROVED IN WRITING IN ADVANCE BY OWNER. THIS DOCUMENT SHALL BE RETURNED TO OWNER UPON REQUEST. IT MAY BE SUBJECT TO CERTAIN RESTRICTIONS UNDER APPLICABLE EXPORT CONTROL LAWS AND REGULATIONS.</small>		

PRIMARY DIMENSIONS ARE INCH
mm DIMENSIONS IN [BRACKETS]
ARE FOR REFERENCE ONLY

DRAWN BY DA
DATE 03-26-1993
APPROVED BY TB
DATE 03-26-1993
REFERENCE
THIRD ANGLE PROJECTION

		Regal Beloit America, Inc.	
DESCRIPTION CONNECTION DIAGRAM EXTERNAL - SINGLE VOLTAGE - 3Ø MOTOR			
MATERIAL		PROCESS/FINISH	
SIZE A	DRAWING NUMBER EE7300		SHEET 1 OF 1