

# PRODUCT INFORMATION PACKET

Model No: 445TSTGN4005

Catalog No: U075

Other Purpose Motor, 200 HP, 3 Ph, 60 Hz, 460 V, 3600 RPM, 445TS Frame, EPFC

Regal and are trademarks of Regal Rexnord Corporation or one of its affiliated companies.  
©2022 Regal Rexnord Corporation, All Rights Reserved. MC017097E

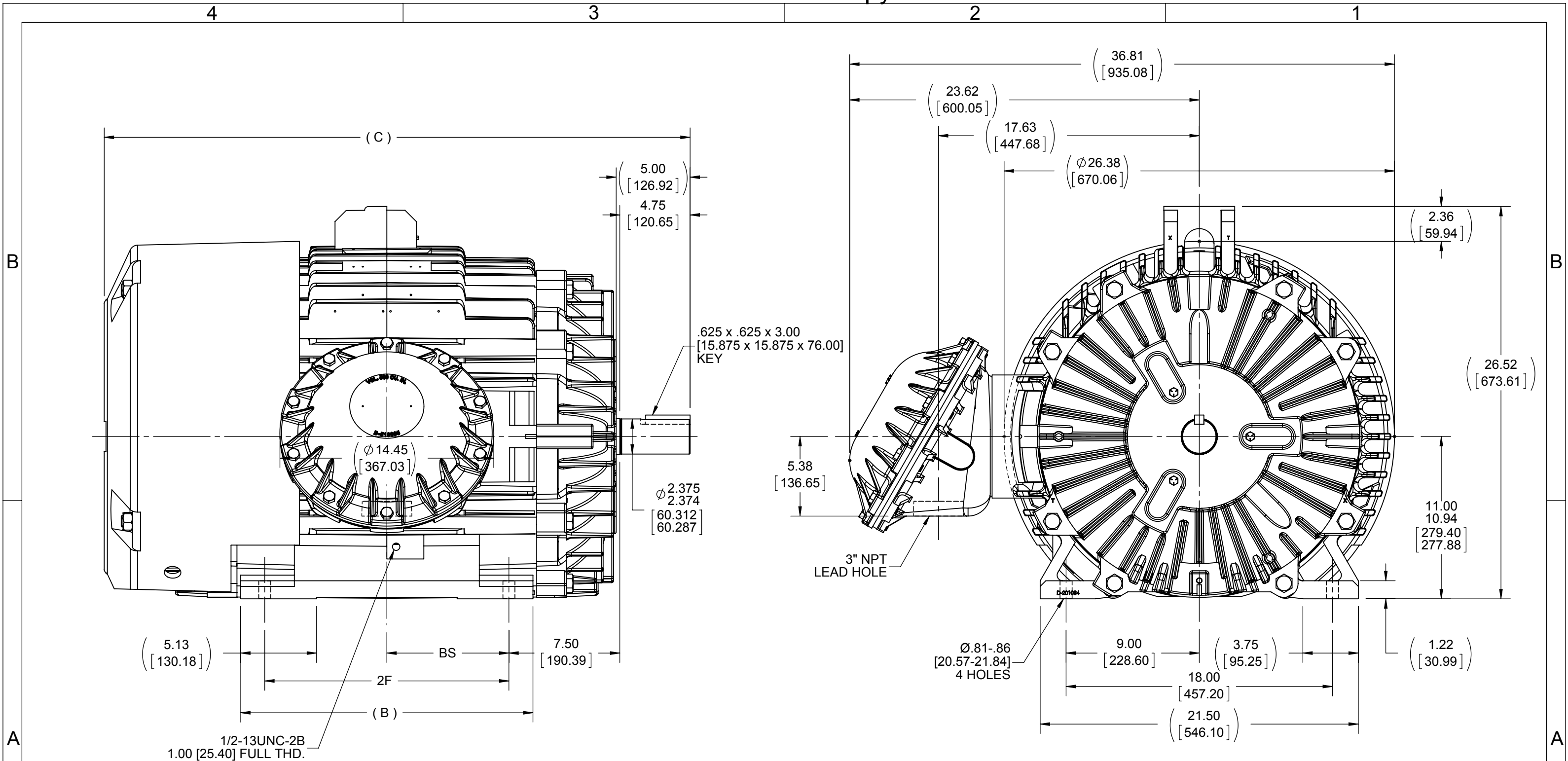


**Nameplate Specifications**

Output HP	<b>200 Hp</b>	Output KW	<b>149.0 kW</b>
Frequency	<b>60 Hz</b>	Voltage	<b>460 V</b>
Current	<b>220.0 A</b>	Speed	<b>3572 rpm</b>
Service Factor	<b>1.15</b>	Phase	<b>3</b>
Efficiency	<b>95 %</b>	Power Factor	<b>88.5</b>
Duty	<b>Continuous</b>	Insulation Class	<b>F</b>
Design Code	<b>B</b>	KVA Code	<b>G</b>
Frame	<b>445TS</b>	Enclosure	<b>Explosion Proof Fan cooled</b>
Thermal Protection	<b>No Protection</b>	Ambient Temperature	<b>40 °C</b>
Drive End Bearing Size	<b>6313</b>	Opp Drive End Bearing Size	<b>6313</b>
UL	<b>Listed</b>	CSA	<b>Y</b>
CE	<b>N</b>	IP Code	<b>54</b>
Number of Speeds	<b>1</b>		

**Technical Specifications**

Electrical Type	<b>Squirrel Cage Inverter Rated</b>	Starting Method	<b>Line Or Inverter</b>
Poles	<b>2</b>	Rotation	<b>Reversible</b>
Resistance Main	<b>.014 Ohms</b>	Mounting	<b>Rigid Base</b>
Motor Orientation	<b>Horizontal</b>	Drive End Bearing	<b>Ball</b>
Opp Drive End Bearing	<b>Ball</b>	Frame Material	<b>Cast Iron</b>
Shaft Type	<b>TS</b>	Overall Length	<b>39.59 in</b>
Frame Length	<b>20.25 in</b>	Shaft Diameter	<b>2.375 in</b>
Shaft Extension	<b>5 in</b>	Assembly/Box Mounting	<b>F1 ONLY</b>
Outline Drawing	<b>B-SS515918-2025</b>	Connection Drawing	<b>A-EE7300S</b>



- NOTES:  
 1. CONDUIT BOX CAN BE ROTATED IN 90° STEPS.  
 2. NAMEPLATES TO BE READ FROM CONDUIT BOX SIDE OF MOTOR.  
 3. DIMENSION IN [ ] DESIGNATE MILLIMETERS.

DASH	FRAME	B	C	2F	BS
1825	444TS	17.75 [450.85]	37.59 [954.79]	14.50 [368.30]	7.25 [184.15]
2025	445TS	19.75 [501.65]	39.59 [1005.59]	16.50 [419.10]	8.25 [209.55]

DRAWING REVISION C	REVISION BY JJB	DATE 06-30-2014
ECO ECO-0054447	APPROVED BY TDB	DATE 06-30-2014
ECO DESCRIPTION UPDATED TO CURRENT STANDARDS COPYRIGHT REGAL BELOIT AMERICA, INC. ALL RIGHTS RESERVED PROPRIETARY AND CONFIDENTIAL INFORMATION - THIS DOCUMENT IS THE PROPERTY OF REGAL BELOIT AMERICA, INC. ("OWNER") AND CONTAINS OWNER'S PROPRIETARY INFORMATION. ANY PERSON, CORPORATION OR OTHER FIRM RECEIVING IT IS DEEMED, BY RECEIVING IT, TO AGREE THAT IT, AND/OR ANY PART OF IT, SHALL NOT BE DISCLOSED TO ANY PERSON, CORPORATION OR OTHER ENTITY, DUPLICATED, AND/OR USED, EXCEPT AS EXPRESSLY APPROVED IN WRITING IN ADVANCE BY OWNER. THIS DOCUMENT SHALL BE RETURNED TO OWNER UPON REQUEST. IT MAY BE SUBJECT TO CERTAIN RESTRICTIONS UNDER APPLICABLE EXPORT CONTROL LAWS AND REGULATIONS.		

TOLERANCES UNLESS OTHERWISE SPECIFIED:  
 DEC. INCH mm ANGLE  
 .X ±0.1 [±2.5] ±7° 30"  
 .XX ±0.03 [±0.76]  
 .XXX ±0.005 [±0.127]  
 .XXXX ±0.0005 [±0.0127]  
 REMOVE BURRS & BREAK SHARP  
 EDGES: .003/.015 [0.076/.381]  
 CORNER FILLETS: .02 [0.51]  
 MACHINED SURFACES: 200 INCH 5.1 mm  
 mm SHOWN IN [BRACKETS]

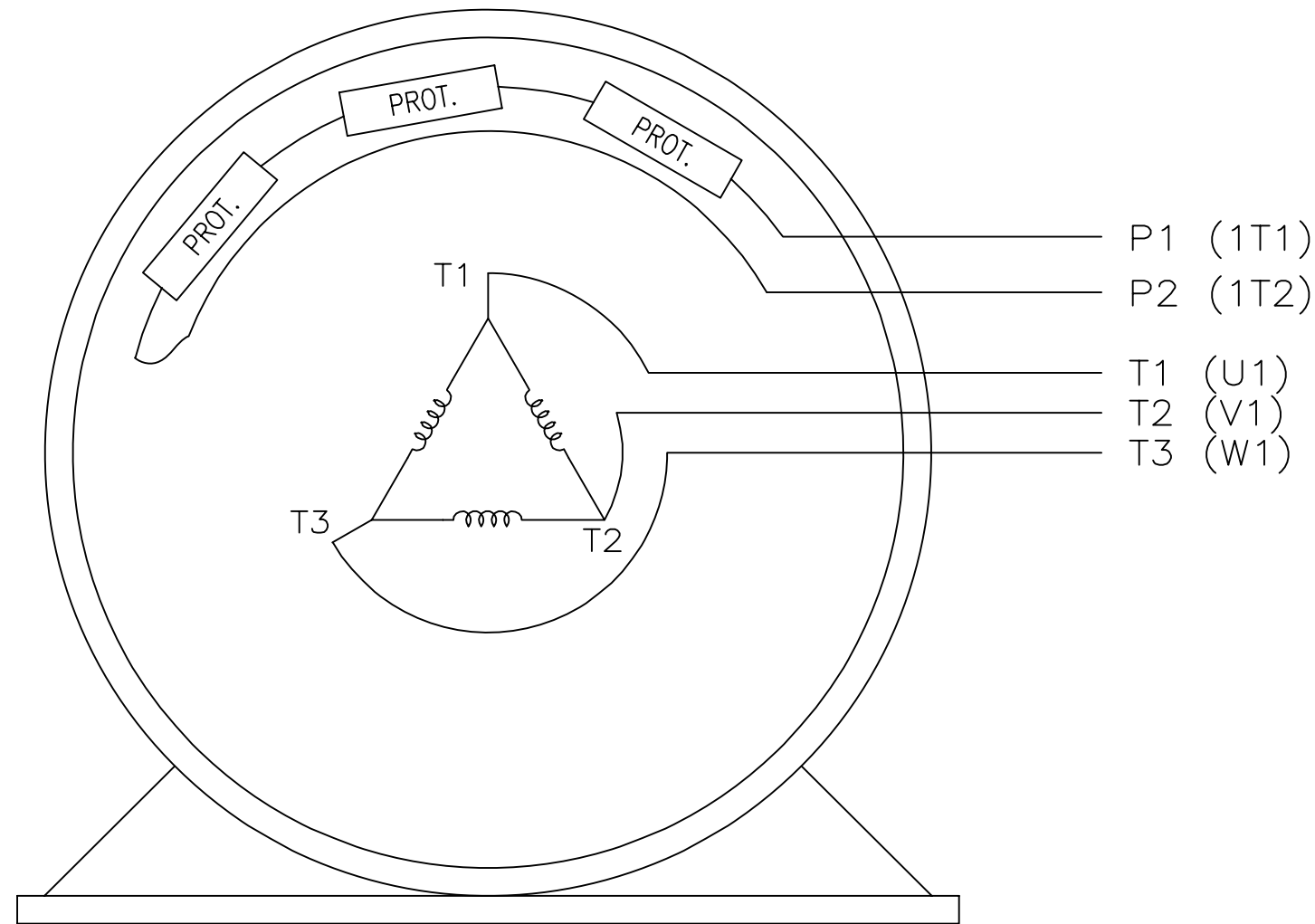
DRAWN BY MH
DATE 01-15-1997
APPROVED BY JL
DATE 02-06-1997
REFERENCE
THIRD ANGLE PROJECTION

<b>REGAL</b> ™ Regal Beloit America, Inc.	
DESCRIPTION <b>OUTLINE</b> 444/445TS FR. - EXP PR - STD. - TEFC - TGN	
MATERIAL	PROCESS/FINISH
SIZE B	DRAWING NUMBER <b>SS515918</b>
SHEET 1 OF 1	

EE7300S

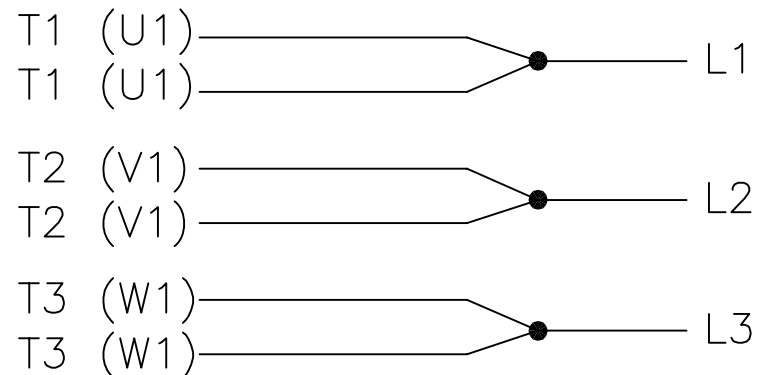
THREE PHASE – SINGLE VOLTAGE MOTOR

TO REVERSE ROTATION:  
INTERCHANGE ANY TWO LINE  
LEAD CONNECTIONS



VIEW OF TERMINAL END

IF MOTOR HAS MULTIPLE  
T'S PER LEAD CONNECT  
TOGETHER LIKE T'S



A-9806 DECAL

NO.	REVISION	BY & DATE	CHK	TOLERANCES UNLESS SPECIFIED			REGAL-BELOIT CORPORATION	DRAWN KL 12-15-1999
				DEC.	INCHES			
F	UPDATED TITLE BLOCK	HV 02-27-2014	EWB	.X	±	-	REGAL-BELOIT CORPORATION	CHK DJK 12-15-1999
3	REMOVED "N.C." FROM PROT.'S MU61770	JJB 08-02-2010		.XX	±	-	TITLE CONNECTION DIAGRAM – EXTERNAL SINGLE VOLTAGE 3Ø MOTOR	APPD DJK 12-15-1999
2	ADDED IEC MARKINGS MU61770	KL 09-16-2004	EAB	.XXX	±	-		SCALE 1=1
1	NEW DRAWING	KL 12-16-1999		.XXXX	±	-	MAT'L.	REF
				ANG	±	-	FINISH	FMP
			RFP				CAD FILE ee7300s	PREV
			DIST WA-LB-SB				SIZE A	DRAWING NO. EE7300S
								PAGE OF REV. F

THIS DRAWING IN DESIGN AND DETAIL IS OUR PROPERTY AND MUST NOT BE USED EXCEPT IN CONNECTION WITH OUR WORK ALL RIGHTS OF DESIGN AND INVENTION ARE RESERVED THIS IS AN ELECTRONICALLY GENERATED DOCUMENT – DO NOT SCALE THIS PRINT