

PRODUCT INFORMATION PACKET

Model No: 445TSTFN6506

Catalog No: E496

XRI®-SD Severe Duty Motor, 200 HP, 3 Ph, 60 Hz, 575 V, 3600 RPM, 445TS Frame, TEFC



Regal and Marathon are trademarks of Regal Rexnord Corporation or one of its affiliated companies.

©2023 Regal Rexnord Corporation, All Rights Reserved. MC017097E

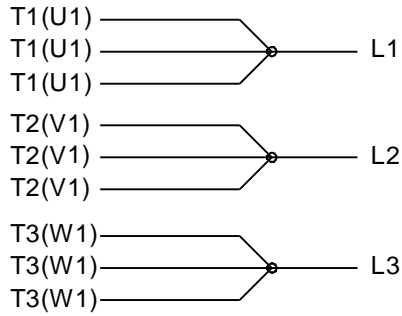
Nameplate Specifications

Phase	3	Output HP	200 Hp
Output KW	149.0 kW	Voltage	575 V
Speed	3575 rpm	Service Factor	1.15
Frame	445TS	Enclosure	Totally Enclosed Fan Cooled
Thermal Protection	No Protection	Efficiency	95.4 %
Ambient Temperature	40 °C	Frequency	60 Hz
Current	179.0 A	Power Factor	88
Duty	Continuous	Insulation Class	F
Design Code	B	KVA Code	G
Drive End Bearing Size	6313	Opp Drive End Bearing Size	6313
UL	Recognized	CSA	Y
CE	Y	IP Code	54
Number of Speeds	1	Hazardous Location	DIVISION 2 T2B

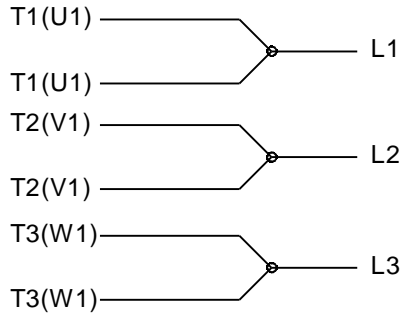
Technical Specifications

Electrical Type	Squirrel Cage Inverter Rated	Starting Method	Line Or Inverter
Poles	2	Rotation	Reversible
Resistance Main	.0125 Ohms	Mounting	Rigid Base
Motor Orientation	Horizontal	Drive End Bearing	Ball
Opp Drive End Bearing	Ball	Frame Material	Cast Iron
Shaft Type	TS	Overall Length	39.62 in
Frame Length	20.25 in	Shaft Diameter	2.375 in
Shaft Extension	5 in	Assembly/Box Mounting	F1/F2 CAPABLE
Inverter Load	CONSTANT 2:1		
Outline Drawing	B-SS514022-2025	Connection Drawing	A-EE7300U

IF MOTOR HAS 9 LEADS

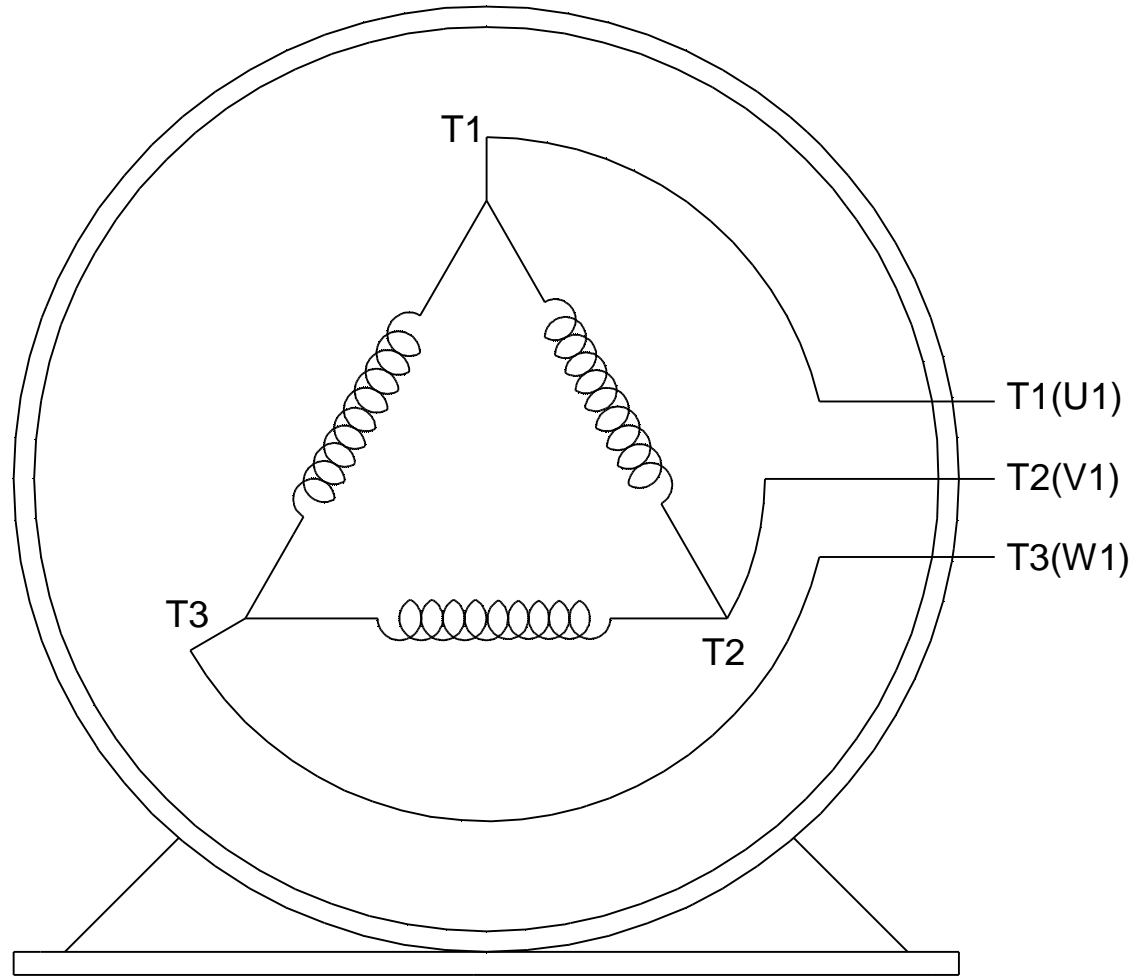
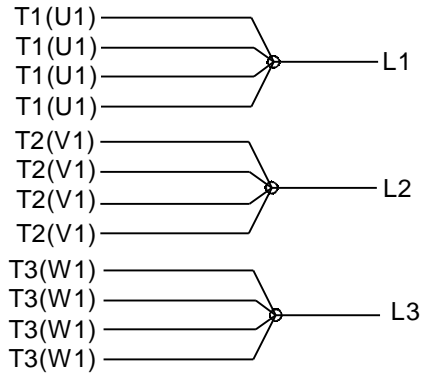


IF MOTOR HAS 6 LEADS



A-9806 DECAL IF CALLED FOR

IF MOTOR HAS 12 LEADS



VIEW OF TERMINAL END

DRAWING REVISION L	REVISION BY AJW	DATE 05-04-2015	TOLERANCES UNLESS OTHERWISE SPECIFIED:	DRAWN BY DRS	Regal Beloit America, Inc.																					
ECO ECO-0077067	APPROVED BY EWH	DATE 05-05-2015	<table style="font-size: small; border-collapse: collapse;"> <tr> <td><u>DEC.</u></td> <td><u>INCH</u></td> <td><u>mm</u></td> <td><u>ANGLE</u></td> </tr> <tr> <td>.X</td> <td>±0.1</td> <td>[±2.5]</td> <td>±7' 30"</td> </tr> <tr> <td>.XX</td> <td>±0.02</td> <td>[±0.51]</td> <td></td> </tr> <tr> <td>.XXX</td> <td>±0.005</td> <td>[±0.127]</td> <td></td> </tr> <tr> <td>.XXXX</td> <td>±0.0005</td> <td>[±0.0127]</td> <td></td> </tr> </table>	<u>DEC.</u>			<u>INCH</u>	<u>mm</u>	<u>ANGLE</u>	.X	±0.1	[±2.5]	±7' 30"	.XX	±0.02	[±0.51]		.XXX	±0.005	[±0.127]		.XXXX	±0.0005	[±0.0127]		DATE 09-27-1996
<u>DEC.</u>	<u>INCH</u>	<u>mm</u>	<u>ANGLE</u>																							
.X	±0.1	[±2.5]	±7' 30"																							
.XX	±0.02	[±0.51]																								
.XXX	±0.005	[±0.127]																								
.XXXX	±0.0005	[±0.0127]																								
ECO DESCRIPTION UPDATED TO SOLIDWORKS <small>COPYRIGHT REGAL BELOIT AMERICA, INC. ALL RIGHTS RESERVED. PROPRIETARY AND CONFIDENTIAL INFORMATION - THIS DOCUMENT IS THE PROPERTY OF REGAL BELOIT AMERICA, INC. ("OWNER") AND CONTAINS OWNER'S PROPRIETARY INFORMATION. ANY PERSON, CORPORATION OR OTHER FIRM RECEIVING IT IS DEEMED, BY RECEIVING IT, TO AGREE THAT IT, AND/OR ANY PART OF IT, SHALL NOT BE DISCLOSED TO ANY PERSON, CORPORATION OR OTHER ENTITY, DUPLICATED, AND/OR USED, EXCEPT AS EXPRESSLY APPROVED IN WRITING IN ADVANCE BY OWNER. THIS DOCUMENT SHALL BE RETURNED TO OWNER UPON REQUEST. IT MAY BE SUBJECT TO CERTAIN RESTRICTIONS UNDER APPLICABLE EXPORT CONTROL LAWS AND REGULATIONS.</small>			APPROVED BY GK	DATE 09-30-1996	MATERIAL	PROCESS/FINISH																				
			REMOVE BURRS & BREAK SHARP EDGES: .003/.015 [.076/.381] X 45° CORNER FILLETS: R.02 [.51] MACHINED SURFACES: 200 $\sqrt{\text{INCH}}$ 5.1 $\sqrt{\text{mm}}$ mm SHOWN IN [BRACKETS]			REFERENCE	THIRD ANGLE PROJECTION	SIZE A	DRAWING NUMBER EE7300U	SHEET 1 OF 1																



P.O. BOX 8003
WAUSAU, WI 54401-8003
PH. 715-675-3311

DATA VOLTS: 460

CERTIFICATION DATA SHEET

CUSTOMER: _____ CUSTOMER P.O. #: _____
 ORDER #: _____ REFERENCE MODEL #: 445TSTFN6506
 CONN. DIAGRAM: A-EE7300U CAT #: E496
 OUTLINE: B-SS514022-2025 CUSTOMER PART #: _____
 WINDING: T445280 NONE 3 MOUNTING: F1/F2 CAPABLE
 SPEED: _____

TYPICAL MOTOR PERFORMANCE DATA

HP	KW	SYNC RPM	FL RPM	FRAME	ENCLOSURE	TYPE	KVA CODE	DESIGN
200	149	3600	3575	445TS	TEFC	TFN	G	B

PH	HZ	VOLTS	AMPS	START TYPE	DUTY	INSL	S.F.	AMB	ELEV.
3	60	575	179	LINE OR INVERTER	CONT	F	1.15	40	3300

F.L. EFF	95.4	3/4 LD EFF	95.0	1/2 LD EFF	94.1	GTD EFF	ELECT. TYPE
F.L. PF	88.0	3/4 LD PF	85.5	1/2 LD PF	78.5	95.0	SQ CAGE INV RATED

F.L. TORQUE	LR AMPS @ 460 V	L.R. TORQUE	B.D. TORQUE	F.L. RISE (° C)
294 LB-FT	1,160	500 LB-FT 170%	870 LB-FT 296%	75

@ 3 FT.	POWER	ROTOR WK ²	MAX. LOAD WK ²	SAFE STALL TIME	STARTS/HOUR	MOTOR WGT
80 dBA	89 dBA	33.5 LB-FT ²	160 LB-FT ²	15 SEC.	2	2300 LB.

***** SUPPLEMENTAL INFORMATION *****

DE BRACKET TYPE	ODE BRACKET TYPE	MOUNT TYPE	MOTOR ORIENTATION	SEVERE DUTY	HAZARDOUS LOCATION	DRIP COVER	SCREENS	PAINT
STANDARD	STANDARD	RIGID	HORIZONTAL	UM SEVERE	DIVISION 2 T2B	NO	NONE	BLUE (EPOXY)

BEARINGS		GREASE	SHAFT TYPE	SPECIAL DE	SPECIAL ODE	SHAFT MATERIAL	FRAME MATERIAL
DE	ODE	POLYREX EM	TS	NONE	NONE	1045 HOT ROLLED (C-204)	CAST IRON
BALL	BALL						
6313	6313						

THERMOSTATS	PROTECTORS	WDG RTD's	BRG RTD's	THERMISTORS	CONTROL	SPACE HEATERS
NONE	NOT	NONE	NONE	NONE	FALSE	NA

R1 (ohms/ph)	R2 (ohms/ph)	X1 (ohms/ph)	X2 (ohms/ph)	Xm (ohms/ph)	VIBRATION (in/sec)	FLOAT
0.016	0.013	0.189	0.143	5.991	0.080	ODE

* N O T E S *	INVERTER TORQUE: CONSTANT 2:1 INV. HP SPEED RANGE: 1.5 X BASE SPEED					
	ENCODER: NONE					
	NONE					
	NONE					
	NONE PPR					

PREPARED BY: FAREEDA DUDEKULA DATE: 1/7/2019	BRAKE: NONE NONE NONE FT-LB: NA VOLTAGE: NONE HZ:
FORM: 3531 REV_4 2/27/06	UL: V-INS, CONST UL REC

Data Sheet

Date: 1/7/2019
 Customer: _____
 Attention: _____
 Submitted by: FAREEDA DUDEKULA



445STFN6506

Submittal

Data @ 575 V

Motor Load Data

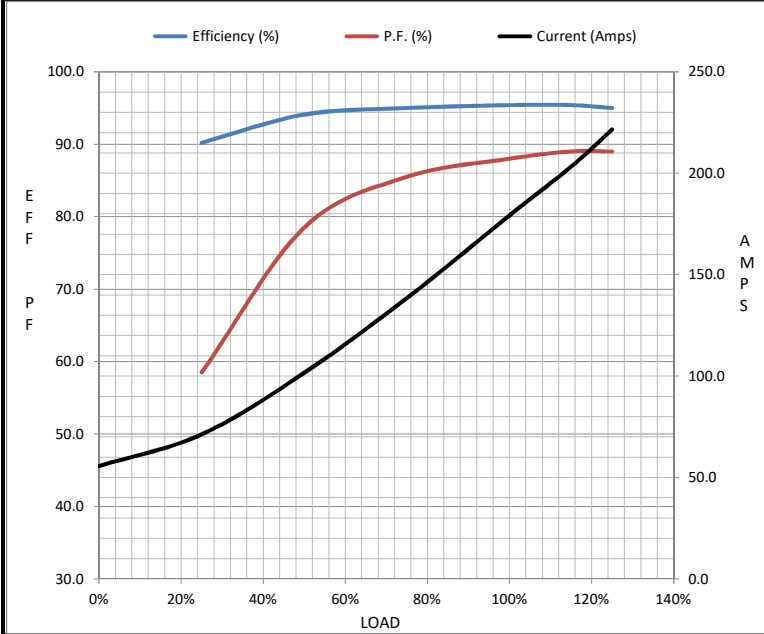
Load	0%	25%	50%	75%	100%	115%	125%	LR
Current (Amps)	55.6	71.2	102	138	179	203	222	1,160
Torque (ft-lb)	0.00	73.0	147	220	294	338	368	500
RPM	3600	3595	3590	3580	3575	3,570	3565	0
Efficiency (%)		90.2	94.1	95.0	95.4	95.4	95.0	
P.F. (%)	6.8	58.5	78.5	85.5	88.0	89.0	89.0	25.0

Motor Speed Data

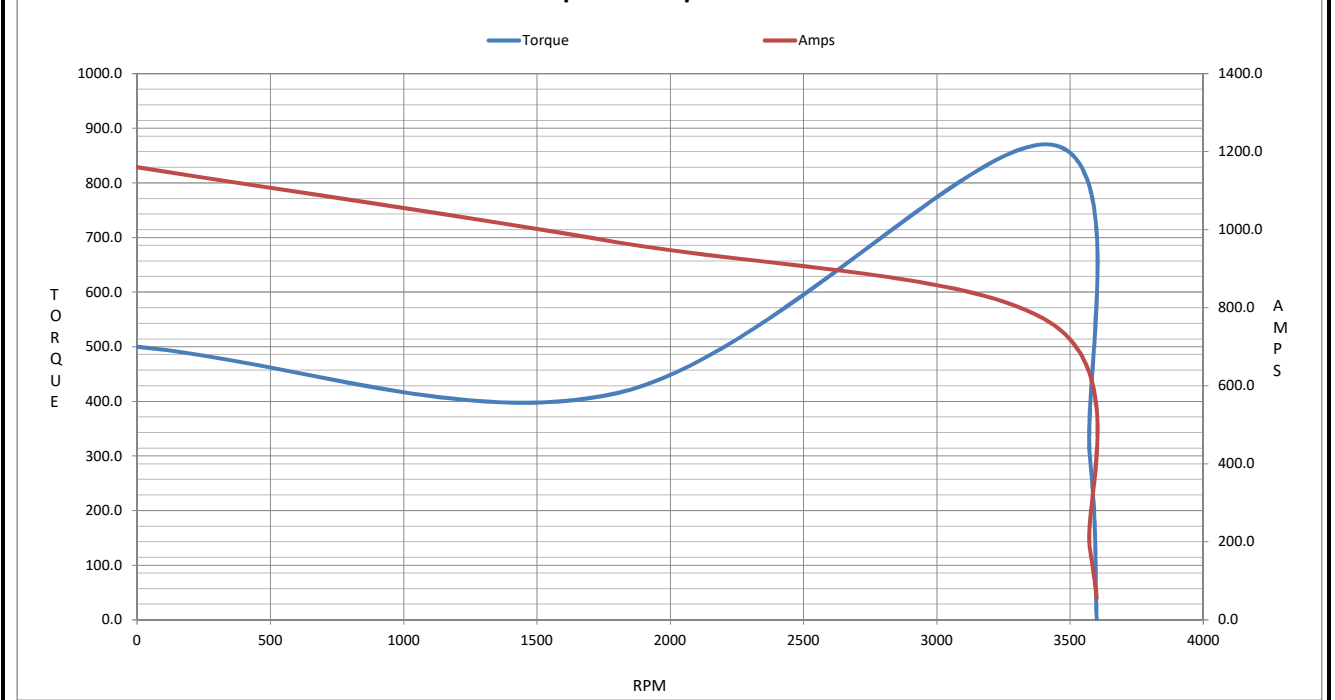
	LR	Pull-Up	BD	Rated	Idle
Speed (RPM)	0	1800	3430	3575	3600
Current (Amps)	1,160	968	760	179	55.6
Torque (ft-lb)	500	415	870	294	0.00

Information Block

HP	200.0			
Sync. RPM	3600			
Frame	445			
Enclosure	TEFC			
Construction	TFN			
Voltage	575 V			
Frequency	60 Hz			
Design	A			
LR Code letter	G			
Service Factor	1.15			
Temp Rise @ FL	75 ° C			
Duty	CONT			
Ambient	40 ° C			
Elevation	1,000 feet			
Rotor/Shaft wk ²	33.5 Lb-Ft ²			
Ref Wdg	T445280 NONE			
Sound Pressure @ 1M	80 dBA			
VFD Rating	CONSTANT 2:1			
Outline Dwg	B-SS514022-2025			
Conn. Diag	A-EE7300U			
Additional Specifications:				
0				
0				
EQUIV CKT (OHMS / PHASE)				
R1	R2	X1	X2	Xm
0.0160	0.0130	0.1890	0.1430	5.9910



Speed - Torque Curve



EC Declaration of Conformity

The undersigned representing
the manufacturer:

Regal Beloit America
100 East Randolph St.
Wausau, WI 54401

and the authorized representative
established within the Community:

Marathon Electric UK
6F Thistleton Road Ind. Estate
Market Overton
Oakham, Rutland LE15 7PP UK

are committed to providing customers with products that comply with applicable regulations and international protocols to which they are subject, including the requirements of the European Parliament Directive on the Harmonization of the laws relating to electrical equipment designed for use within certain voltage limits (2014/35/EU).

Regal Beloit America declares that the following product(s), to which this declaration relates, are in conformity with the relevant sections of the EC standards listed below.

This statement supersedes any statements previously issued pertaining to the product(s) listed below and is subject to change without notice.

Model No : 445TSTFN6506

(Model No. may contain prefix and/or suffix characters)

Catalog No : E496

Rework No : N/A

Directives :

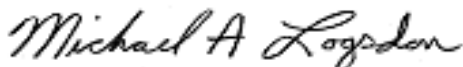
Low Voltage Directive 2014/35/EU

Harmonized Standards Used :

EN 60034-1: 2010 (IEC 60034-1: 2010)

EN 60034-5: 2001/A1:2007 (IEC 60034-5: 2000/A1:2006)

Authorized Representative:



Michael A. Logsdon
Vice President, Technology

Authorized Representative in the Community:



Julian Clark
Marketing Engineer

Created on 09/01/2022

CE 22