

PRODUCT INFORMATION PACKET

marathon®
Motors

Model No: 444TTGS1036

Catalog No: U978

Other Purpose Motor, 125 & 100 HP, 3 Ph, 60 & 50 Hz, 460 & 380 V, 1800 & 1500 RPM, 444T Frame, EPFC



Regal and Marathon are trademarks of Regal Rexnord Corporation or one of its affiliated companies.

©2023 Regal Rexnord Corporation, All Rights Reserved. MC017097E

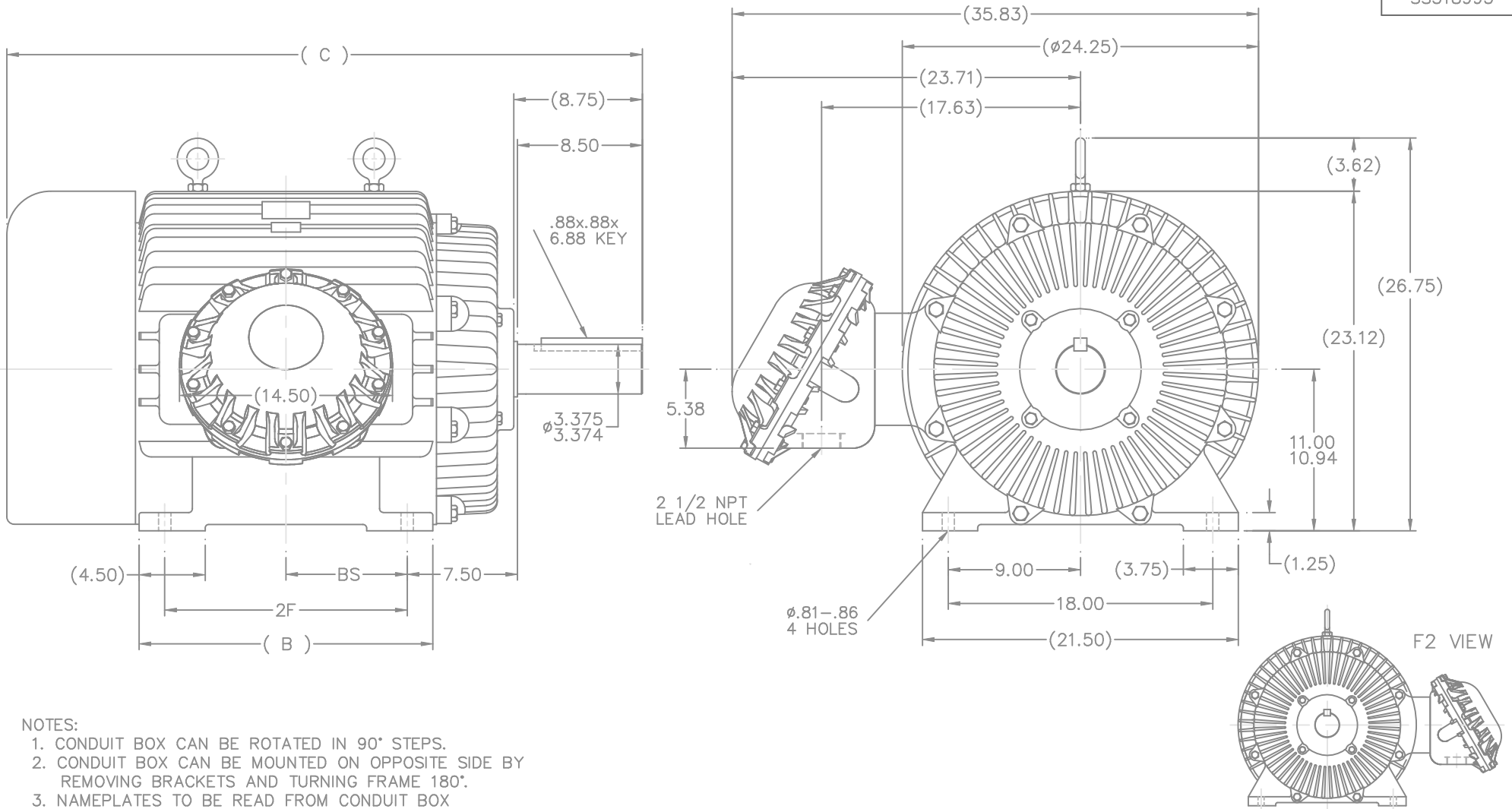
RegalRexnord

Nameplate Specifications

Phase	3	Output HP	125 & 100 Hp
Output KW	93.0 & 75.0 kW	Voltage	460 & 380 V
Speed	1780 & 1480 rpm	Service Factor	1.15 & 1.15
Frame	444T	Enclosure	Explosion Proof Fan cooled
Thermal Protection	No Protection	Efficiency	94.5 & 93.6 %
Ambient Temperature	40 °C	Frequency	60 & 50 Hz
Current	142 & 145 A	Power Factor	87
Duty	Continuous	Insulation Class	F
Design Code	B	KVA Code	G
Drive End Bearing Size	6318	Opp Drive End Bearing Size	6316
UL	Listed	CSA	Y
CE	N	IP Code	54
Number of Speeds	1		

Technical Specifications

Electrical Type	Squirrel Cage Induction Run	Starting Method	Across The Line
Poles	4	Rotation	Reversible
Resistance Main	.031 Ohms	Mounting	Rigid Base
Motor Orientation	Horizontal	Drive End Bearing	Ball
Opp Drive End Bearing	Ball	Frame Material	Cast Iron
Shaft Type	T	Overall Length	41.25 in
Frame Length	18.50 in	Shaft Diameter	3.375 in
Shaft Extension	8.75 in	Assembly/Box Mounting	F1 ONLY
Outline Drawing	B-SS518995-1850	Connection Drawing	A-EE7300U

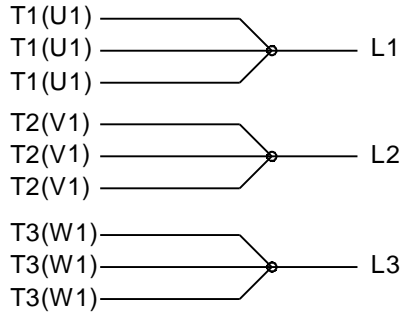


- NOTES:
1. CONDUIT BOX CAN BE ROTATED IN 90° STEPS.
 2. CONDUIT BOX CAN BE MOUNTED ON OPPOSITE SIDE BY REMOVING BRACKETS AND TURNING FRAME 180°.
 3. NAMEPLATES TO BE READ FROM CONDUIT BOX SIDE OF MOTOR

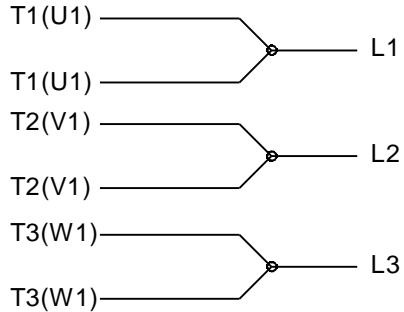
DASH	FRAME	B	C	2F	BS
1850	444T	18.00	41.25	14.50	7.25
2050	445T	20.00	43.25	16.50	8.25

		TOLERANCES UNLESS SPECIFIED		MARATHON ELECTRIC		DRAWN HLB 02-18-2002	
		DEC.	INCHES			CHK	DRS 02-18-2002
		.X	±.1			APPD	DJK 02-18-2002
3	ADDED F2 VIEW	RJW	01-19-2007	ML	.XX ±.03	SCALE	5=32
2	UPDATED EYEBOLTS TO 2 WAS 1	DRS	08-22-2002	ML	.XXX ±.005	TITLE OUTLINE	
1	NEW DRAWING	HLB	02-18-2002	DJK	.XXXX ±.0005	440T FR. - EXP. PR.	REF
NO. REVISION		BY & DATE		CHK	ANG ±7'30"	MAT'L	FMF
THIS DRAWING IN DESIGN AND DETAIL IS OUR PROPERTY AND MUST NOT BE USED EXCEPT IN CONNECTION WITH OUR WORK ALL RIGHTS OF DESIGN AND INVENTION ARE RESERVED THIS IS AN ELECTRONICALLY GENERATED DOCUMENT - DO NOT SCALE THIS PRINT				RFP	CAD FILE ss518995	PREV	
				DIST	WA	SIZE	DRAWING NO. PAGE OF REV.
						B	SS518995 3

IF MOTOR HAS 9 LEADS

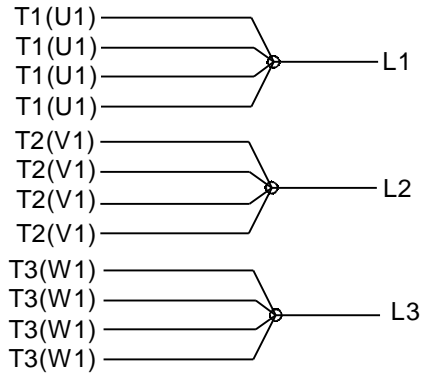


IF MOTOR HAS 6 LEADS



A-9806 DECAL IF CALLED FOR

IF MOTOR HAS 12 LEADS



VIEW OF TERMINAL END

DRAWING REVISION L	REVISION BY AJW	DATE 05-04-2015	TOLERANCES UNLESS OTHERWISE SPECIFIED:	DRAWN BY DRS	Regal Beloit America, Inc.																			
ECO ECO-0077067	APPROVED BY EWH	DATE 05-05-2015	<table style="font-size: small; border-collapse: collapse;"> <tr> <td><u>DEC.</u></td> <td><u>INCH</u></td> <td><u>mm</u></td> <td><u>ANGLE</u></td> </tr> <tr> <td>.X</td> <td>±0.1</td> <td>[±2.5]</td> <td>±7' 30"</td> </tr> <tr> <td>.XX</td> <td>±0.02</td> <td>[±0.51]</td> <td></td> </tr> <tr> <td>.XXX</td> <td>±0.005</td> <td>[±0.127]</td> <td></td> </tr> <tr> <td>.XXXX</td> <td>±0.0005</td> <td>[±0.0127]</td> <td></td> </tr> </table>	<u>DEC.</u>		<u>INCH</u>	<u>mm</u>	<u>ANGLE</u>	.X	±0.1	[±2.5]	±7' 30"	.XX	±0.02	[±0.51]		.XXX	±0.005	[±0.127]		.XXXX	±0.0005	[±0.0127]	
<u>DEC.</u>	<u>INCH</u>	<u>mm</u>	<u>ANGLE</u>																					
.X	±0.1	[±2.5]	±7' 30"																					
.XX	±0.02	[±0.51]																						
.XXX	±0.005	[±0.127]																						
.XXXX	±0.0005	[±0.0127]																						
ECO DESCRIPTION UPDATED TO SOLIDWORKS			REMOVE BURRS & BREAK SHARP EDGES: .003/.015 [.076/.381] X 45° CORNER FILLETS: R.02 [.51] MACHINED SURFACES: 200 $\sqrt{\text{INCH}}$ 5.1 $\sqrt{\text{mm}}$ mm SHOWN IN [BRACKETS]	APPROVED BY GK	DESCRIPTION CONN DIAGRAM-EXTERNAL 3Ø SINDLE VOLTAGE																			
COPYRIGHT REGAL BELOIT AMERICA, INC. ALL RIGHTS RESERVED. PROPRIETARY AND CONFIDENTIAL INFORMATION - THIS DOCUMENT IS THE PROPERTY OF REGAL BELOIT AMERICA, INC. ("OWNER") AND CONTAINS OWNER'S PROPRIETARY INFORMATION. ANY PERSON, CORPORATION OR OTHER FIRM RECEIVING IT IS DEEMED, BY RECEIVING IT, TO AGREE THAT IT, AND/OR ANY PART OF IT, SHALL NOT BE DISCLOSED TO ANY PERSON, CORPORATION OR OTHER ENTITY, DUPLICATED, AND/OR USED, EXCEPT AS EXPRESSLY APPROVED IN WRITING IN ADVANCE BY OWNER. THIS DOCUMENT SHALL BE RETURNED TO OWNER UPON REQUEST. IT MAY BE SUBJECT TO CERTAIN RESTRICTIONS UNDER APPLICABLE EXPORT CONTROL LAWS AND REGULATIONS.				DATE 09-30-1996		MATERIAL	PROCESS/FINISH																	
				REFERENCE	SIZE A	DRAWING NUMBER EE7300U	SHEET 1 OF 1																	